



FUELLED  
BY  
PASSION

# 2012-13 MEDIA GUIDE



# SEASON WINNIPEG JETS 2012-2013

ALL GAME TIMES CENTRAL TV BROADCAST: CBC TSN TSN JETS HOME AWAY

JANUARY 2013	SUN	MON	TUE	WED	THU	FRI	SAT
			1	2	3	4	5
6	7	8	9	10	11	12	
13	14	15	16	17	18	19 2:00pm OTT	
20	21 12:00pm BOS	22 6:00pm WSH	23	24	25 7:00pm PIT	26	
27 7:00pm NYI	28	29 6:30pm MTL	30	31 6:30pm FLA			

FEBRUARY 2013	SUN	MON	TUE	WED	THU	FRI	SAT
						1 6:30pm TB	2
3	4	5 7:00pm FLA	6	7 7:00pm TOR	8	9 1:00pm OTT	
10	11	12 7:00pm PHI	13	14	15 6:00pm PIT	16	
17 2:00pm BOS	18	19 6:00pm BUF	20	21 6:00pm CAR	22	23 12:00pm PHI	
24 4:00pm NJ	25	26 6:00pm NYR	27	28 7:00pm NJ			

MARCH 2013	SUN	MON	TUE	WED	THU	FRI	SAT
						1	2 2:00pm WSH
3	4	5 6:30pm FLA	6	7 6:30pm TB	8 6:30pm FLA	9	
10 6:00pm NJ	11	12 7:00pm TOR	13	14 7:00pm NYR	15	16 6:00pm TOR	
17 4:00pm OTT	18	19 7:00pm BOS	20	21 7:00pm WSH	22 6:00pm WSH	23	
24 7:00pm TB	25	26 6:00pm CAR	27	28 6:00pm PIT	29	30 2:00pm CAR	
31							

APRIL 2013	SUN	MON	TUE	WED	THU	FRI	SAT
		1 6:00pm NYR	2 6:00pm NYI	3	4 6:30pm MTL	5	6 2:00pm PHI
7	8	9 7:00pm BUF	10	11 7:00pm FLA	12	13	
14	15	16 7:00pm TB	17	18 7:00pm CAR	19	20 2:00pm NYI	
21	22 6:00pm BUF	23 6:00pm WSH	24	25 7:00pm MTL	26	27	
28	29	30					

# 2012-13 WINNIPEG JETS

## TABLE OF CONTENTS

### MANAGEMENT & STAFF

True North Executive .....	2-5
Hockey Operations .....	6-7
Coaching Staff .....	8-11
Hockey Operations .....	12
Scouting Staff .....	13-14
Training & Medical Staff .....	15-16
Broadcasters & Communications Staff .....	17-18
TNSE Staff .....	19-27
St. John's IceCaps .....	28-29

### THE PLAYERS

Players .....	32-77
In The System .....	78-90

### 2011-12 SEASON-IN-REVIEW

2011-12 Final NHL Standings .....	92
2011-12 NHL Leaders .....	93
2011-12 Final Individual Statistics .....	95
2011-12 Team Game-by-Game Summary .....	96
2011-12 Home & Road Game-by-Game .....	97
2011-12 Home & Road Statistics .....	98
2011-12 Special Teams Scoring .....	99
2011-12 Statistics vs. Eastern Conference .....	100
2011-12 Statistics vs. Western Conference .....	101
2011-12 Miscellaneous Statistics .....	102
2011-12 Team Leaders/Hat Tricks & Penalty Shots .....	103
2011-12 Overtime & Shootout Summary .....	104
2011-12 Player Game-by-Game .....	105-110
2011-12 Attendance Summary .....	111
2011-12 Goals & Shots by Period .....	112
2011-12 Game-by-Game Special Teams .....	113

### 2012-13 OPPONENTS

Anaheim Ducks .....	116
Boston Bruins .....	117
Buffalo Sabres .....	118
Calgary Flames .....	119
Carolina Hurricanes .....	120
Chicago Blackhawks .....	121
Colorado Avalanche .....	122
Columbus Blue Jackets .....	123
Dallas Stars .....	124
Detroit Red Wings .....	125
Edmonton Oilers .....	126
Florida Panthers .....	127
Los Angeles Kings .....	128
Minnesota Wild .....	129
Montreal Canadiens .....	130
Nashville Predators .....	131
New Jersey Devils .....	132
New York Islanders .....	133
New York Rangers .....	134
Ottawa Senators .....	135
Philadelphia Flyers .....	136
Phoenix Coyotes .....	137
Pittsburgh Penguins .....	138
St. Louis Blues .....	139
San Jose Sharks .....	140
Tampa Bay Lightning .....	141
Toronto Maple Leafs .....	142
Vancouver Canucks .....	143
Washington Capitals .....	144
Team Directory, Atlantic Division .....	145
Team Directory, Northeast Division .....	146
Team Directory, Southeast Division .....	147
Team Directory, Central Division .....	148
Team Directory, Northwest Division .....	149
Team Directory, Pacific Division .....	150

### NHL & MISCELLANEOUS

NHL Directory/Critical Dates .....	152
NHL Divisional Alignment .....	153
How to Figure .....	154
NHL On-Ice Officials .....	155
NHL Awards .....	156-159
Winnipeg Jets True North Foundation .....	160
True North Hockey Academy .....	161
In the Community .....	162
MTS Centre .....	163-164
MTS Iceplex .....	165-166

### WINNIPEG JETS TEAM HISTORY

All-Time Record by Opponent .....	168
Top 50 All-Time Scorers .....	169
All-Time Leaders by Category .....	170-172
Single-Season Leaders by Category .....	173
All-Time Hat Tricks .....	174
All-Time Shutouts .....	175-176
All-Time Penalty Shots .....	177
All-Time Overtime Summary .....	178-180
All-Time Shootout Summary .....	181-182
Season-by-Season Records .....	183
Season-by-Season Special Teams .....	184
Season-by-Season Team Streaks .....	185
All-Time Half-Season Comparisons .....	186
Season-by-Season Leaders .....	187-191
1999-00 Season Summary .....	192
2000-01 Season Summary .....	193
2001-02 Season Summary .....	194
2002-03 Season Summary .....	195
2003-04 Season Summary .....	196
2005-06 Season Summary .....	197
2006-07 Season Summary .....	198
2007-08 Season Summary .....	199
2008-09 Season Summary .....	200
2009-10 Season Summary .....	201
2010-11 Season Summary .....	202
2011-12 Season Summary .....	203
All-Time Single-Season Team Records .....	204
All-Time Single-Game Team Records .....	205-207
All-Time Team Rallies & Streaks .....	208-209
All-Time Single-Game Player Records .....	210-211
All-Time Single-Season Player Records .....	212-213
Franchise Firsts .....	214
Jets Firsts .....	215
The Last Time .....	216
All-Time Draft History .....	217-218
All-Time Transactions .....	219-225
All-Time Awards & Honors .....	226
All-Time Numerical Roster .....	227-228
Franchise Timeline .....	230
All-Time Playoff History .....	231-236
All-Time Player Register .....	237-244

## 2012-13 WINNIPEG JETS MEDIA GUIDE

**Executive Editor:** Scott Brown

**Editors & Layout:** Christina Caligiuri, Kalen Qually

**Design:** Josh Dudych

**Photography:** Lance Thomson, Jonathan Kozub,  
Travis Golby, Getty Images

**Jets Team Photographer:** Lance Thomson



## MARK CHIPMAN EXECUTIVE CHAIRMAN & GOVERNOR

Mark Chipman is the Executive Chairman of the Board of True North Sports & Entertainment Limited which operates the MTS Centre, the Winnipeg Jets and MTS Iceplex. As well, he serves as Governor of the Winnipeg Jets on the National Hockey League's Board of Governors and is also the chair of the Winnipeg Jets True North Foundation.

In the spring of 2011, Chipman, along with business partner David Thomson, purchased the Atlanta Thrashers and relocated the team to Winnipeg, Manitoba. The team was re-named the Winnipeg Jets by Chipman at the 2011 NHL entry draft.

In July 2012, Chipman received the Order of Manitoba, which was established to recognize Manitobans who have benefited the social, cultural and economic well-being of the province.

After his active involvement in the community's unsuccessful attempt to retain its first NHL franchise, Chipman entered the business of professional hockey in 1996 through the acquisition and relocation of the Minnesota Moose to Winnipeg. Chipman was named President and Alternate Governor of the Manitoba Moose prior to the International Hockey League's (IHL) 1996-97 season.

At the end of the 2000-01 season, Chipman represented several former IHL members through negotiations that ultimately led to the acceptance of six IHL teams into the American Hockey League (AHL). He was a member of the AHL's Executive Committee for 10 years including a term as the Chairman of the league's Strategic Planning Committee.

At the conclusion of the 2004-05 season, Chipman was honored with the AHL's James C. Hendy award as the league's top executive for his role in leading a private sector group which oversaw the successful completion and opening of MTS Centre in November of 2004. Following the 2010-11 season, Chipman received the Thomas Ebright award from the AHL for his career contributions to the league.

Throughout his IHL/AHL career, Chipman established a strong working relationship with the NHL and quietly began the process studying the possible return of NHL hockey to Winnipeg in 2007.

Born and raised in Winnipeg, Chipman attended the University of North Dakota where he lettered in varsity football while earning an Honors B.A. in Economics and a Juris Doctorate Degree in Law.

In addition to his business and hockey interests, Chipman is actively involved in a number of Winnipeg community efforts. Mark and his wife Patti have both played major roles with the Winnipeg Jets True North Foundation, formerly The Manitoba Moose Yearling Foundation, since its inception in 1996.







## **JIM LUDLOW**

### **PRESIDENT & CHIEF EXECUTIVE OFFICER**

---

Jim Ludlow has served as the President & Chief Executive Officer of True North Sports & Entertainment Limited since the inception of the company in 2000. In that capacity, Ludlow has and continues to provide strategic, management, transactional and financial direction to True North and its various operating subsidiaries including, the MTS Centre, the Winnipeg Jets and their affiliates and the MTS Iceplex.

Prior to coming to True North, Ludlow was a partner with a senior Western Canadian law-firm, practicing in the areas of corporate finance, mergers, and acquisitions, and - previous to that - the Vice-President of Corporate Development and General Counsel to a leading Canadian venture-capital firm

based in Calgary. Born and raised in Winnipeg, Ludlow attended the University of Manitoba, earning a B.A., and Osgoode Hall Law School in Toronto, where he received his law degree.

Ludlow has four children - Cedric, Charlie, Fiona, and Amanda - and is actively involved in his children's school, music, skiing, and sailing interests. In the Winnipeg community, he serves as a member of the boards of the Royal Winnipeg Ballet, CentreVenture Development Corporation, Winnipeg's leading downtown development agency, where he is immediate past Chairman of the Board, is an Honorary Colonel with 1 CFFTS at 17 Wing Winnipeg and a past board member of Alpine Canada and the Winnipeg Art Gallery. In November 2011, Ludlow was the recipient of the national award for Business Achievement at the Western Canada General Counsel Awards in Vancouver.



## **JOHN OLFERT**

### **EXECUTIVE VICE PRESIDENT & CHIEF FINANCIAL OFFICER**

---

John Olfert has been with True North Sports & Entertainment Limited since 2001, serving a variety of capacities during the development and opening of MTS Centre (2004) and MTS Iceplex (2010), acquisition of the Winnipeg Jets NHL franchise (2011), and overseeing the financial and administrative operations of True North's properties and teams. In addition to a focus on finance and support services, Olfert also serves as a resource for other operational departments and organizational initiatives.

Olfert is a graduate of the University of Winnipeg and has a Certified General Accountant designation. He has been an active member on the Winnipeg Jets True North Foundation board (and its predecessor Manitoba Moose Yearling Foundation), and has served Winnipeg's charitable and sports community in a variety of board, coaching of volunteer capacities. John and his wife Brenda have four children; Bryn, Joel, Luke and Beth.



## **KEVIN DONNELLY**

### **SENIOR VICE PRESIDENT & GENERAL MANAGER - MTS CENTRE**

Kevin Donnelly is responsible for managing the MTS Centre as a facility and its event calendar. He transitioned to building and event management in 2001 after years of being a successful promoter, both independently and with House of Blues Concerts Canada. He has become an experienced resource in the entertainment industry, both in Winnipeg and across Canada. Under Donnelly's direction, MTS Centre was recently cited as one of the Top 15 Busiest Arenas worldwide, in the category of Arena's 10,000-15,000 seats, for the past decade.

Donnelly is a board member of the Winnipeg Art Gallery, and participates on the Advisory Board of the Venue Coalition, representing over 50 arenas across North America.



## **NORVA RIDDELL**

### **SENIOR VICE PRESIDENT, SALES & MARKETING**

After 20 years of progressive sales and leadership with a major Canadian brewery, Norva Riddell joined True North Sports & Entertainment Limited as Vice President of Sales in the summer of 2004. Riddell now serves as the Senior Vice President of Sales & Marketing for True North and has done so since 2007. In that capacity, she provides leadership in the areas of sales, corporate sponsorship, marketing, promotions and premium services to True North, the Winnipeg Jets and their operating subsidiaries.

In 2008, Riddell was awarded the American Hockey League's Ken McKenzie Award, recognizing her significant accomplishments in marketing and sales for the Manitoba Moose among all AHL member clubs. In the community she also serves a Board member of the Winnipeg Jets True North Foundation.



## **ROBERT THORSTEN**

### **VICE PRESIDENT, PEOPLE & PATRON SERVICES**

Robert Thorsten has served in a variety of roles with True North since joining the team in 1996. Thorsten manages customer relations strategies and issues, and is responsible for the weighty task of managing all aspects of True North's human resource team providing service to 185 permanent staff and 750+ part time and event staff.

Thorsten, a Certified Management Accountant (CMA), also serves on the CMA board, the Winnipeg Jets True North Foundation and volunteers his time coaching amateur sports.

Robert and his wife Pamela have three children Nastassja, Anika and Alyssa.





## **KEVIN CHEVELDAYOFF**

### **EXECUTIVE VICE PRESIDENT & GENERAL MANAGER**

Kevin Cheveldayoff enters his second season as General Manager of the Winnipeg Jets after being named to the position on June 8, 2011.

Assistant Coach for the Denver and Utah Grizzlies (1995-96).

Cheveldayoff was the architect of 12 Wolves teams that compiled a 0.615 regular-season winning percentage (544-320-114) and 10 postseason berths from 1997 to 2009. Eight of those clubs reached the 100-point mark during the regular season while earning four division titles and six postseason conference championships.

In his inaugural season with the team, the Jets earned a 37-35-10 record and a 0.512 winning percentage as the NHL returned to Winnipeg after a 15 year absence in 2011-12.

Prior to his time in Winnipeg, Cheveldayoff spent two seasons with the Chicago Blackhawks serving in the role of Assistant General Manager/Senior Director, Hockey Operations. During Cheveldayoff's tenure, the Blackhawks won the 2010 Stanley Cup championship.

Before joining the Blackhawks in 2009, the Blaine Lake, SK native spent the previous 12 seasons as the General Manager of the American Hockey League's Chicago Wolves, guiding the franchise to four league championships, which included the 2002 and 2008 AHL Calder Cup championships and 1998 and 2000 IHL Turner Cup championships. Overall, Cheveldayoff has been a part of seven league championships during his 15-year management career, which includes two Turner Cups in three seasons as the Assistant Vice-President of Hockey Operations and

Originally drafted by the New York Islanders with their first pick (16th overall) in the 1988 NHL Entry Draft, Cheveldayoff began his career in the AHL with the Capital District Islanders, serving as the alternate captain from 1991 to 1993. He held the same role with the Salt Lake Golden Eagles in 1993-94, earning the team's "Unsung Hero Award" after racking up a career-high 216 penalty minutes in 73 games. Known as a defensive defenceman during his playing days, a knee injury cut his professional career short after five seasons.

Cheveldayoff spent four seasons with the Brandon Wheat Kings of the WHL where he played in 214 games and collecting 81 points (12g, 69a) as well as 759 penalty minutes.

Kevin and his wife, Janet, have one son, Chase, and one daughter, Alexi.



10271083 - NHL/GETTY IMAGES



## **CRAIG HEISINGER**

**SENIOR VICE PRESIDENT & DIRECTOR HOCKEY OPS/ASSISTANT GM**

Craig Heisinger enters his second season with the Winnipeg Jets in his role as Senior Vice-President & Director, Hockey Operations/Assistant General

Manager. In his role, Heisinger also serves as the General Manager of the St. John's IceCaps, the American Hockey League affiliate of the Winnipeg Jets. The inaugural season of the IceCaps was a proven success as the team earned a 43-25-5-3 regular season record and reached the Conference Final.

Heisinger joined the Jets organization after working with the Manitoba Moose in different capacities throughout the team's 15-year existence in both the International Hockey League and American Hockey League. Most notably, he served as Manitoba's General Manager for the final nine seasons during which time the Moose accumulated a record of 381-254-35-50 (0.588 winning percentage) and reached the Calder Cup Playoffs in eight of those years, including a berth in the Calder Cup Final in 2009.

Heisinger began his tenure with the Manitoba Moose as the team's Equipment Manager in 1996. "Zinger" then transitioned to a managerial position when he became Assistant General Manager of the hockey club in 1999. Three years later, Heisinger was appointed General Manager of the Moose on July

15th, 2002, succeeding Randy Carlyle. Zinger retained that position until the end of the 2010-11 season. During that time, Heisinger was named the winner of the James C. Hendy Memorial Award as the outstanding executive in the American Hockey League following the team's most successful season in 2008-09. That season, the Moose finished first overall in the AHL and reached the Calder Cup Finals.

Heisinger received his start in hockey as the Equipment Manager of the Fort Garry Blues of the Manitoba Junior Hockey League during the 1978-79 season. He spent the next eight years in the Western Hockey League with the Winnipeg Warriors and Brandon Wheat Kings. In 1988, after his final year in Brandon, he represented Canada as the Trainer for the Gold Medal winning World Junior Team in Moscow. After the championships, Heisinger joined the Winnipeg Jets as Assistant Equipment Manager. In 1990, he became the Jets' Senior Equipment Manager and was with the team until their move to Phoenix in 1996. In 1997 he worked with the Gold Medal winning Canadian Team at the World Championships, and in 1998 he was selected as the Equipment Manager for the Canadian Olympic Team in Nagano, Japan.

Craig and his wife Vickie, have four sons, Jake, Mack, Tucker, and Zachery.





## **LARRY SIMMONS**

### **ASSISTANT GENERAL MANAGER**

---

Larry Simmons was named Assistant General Manager of the Winnipeg Jets Hockey Club on August 2, 2012.

Simmons spent the 2011-12 season with the Winnipeg Jets as the Assistant to the General Manager, working closely with General Manager Kevin Cheveldayoff and Senior Vice-President & Director, Hockey Operations/Assistant General Manager Craig Heisinger in various capacities. He joined the Winnipeg Jets hockey franchise after spending 12 seasons with the team in Atlanta.

Simmons held the position of Vice-President/Assistant General Manager with the Atlanta Thrashers beginning in 2004, and continued in this capacity until the team's relocation to Winnipeg. Simmons, who joined the franchise before play began in 1999, held various roles within the Hockey Operations department prior to 2004. Those roles included player contract research and negotiations, player transactions and personnel management,

salary arbitrations, strategic planning, budgeting, scheduling, and the administration of the Collective Bargaining Agreement. Simmons also served as the direct liaison between the Thrashers and the organization's top development partners, and was instrumental in developing and managing the minor league affiliations with the 2002 and 2008 AHL Calder Cup championship-winning Chicago Wolves and the 2001 Turner Cup champion Orlando Solar Bears of the IHL.

Prior to joining the Thrashers organization, Simmons spent six years working for RDV Sports in Orlando, the parent company of the NBA's Orlando Magic and the Orlando Solar Bears, where he served as a key member of the start-up efforts of the Solar Bears franchise.

Simmons holds both a Bachelor of Science degree and a Master of Business Administration degree. He and his wife, Cheryl, have a daughter, Maci, and a son, Rylan.





## **CLAUDE NOEL HEAD COACH**

Claude Noel is the sixth Head Coach in Winnipeg Jets franchise history and is entering his second season with the club since being named to the position on June 24, 2011.

Noel earned a 37-35-10 record and a 0.512 winning percentage in the team's inaugural season as the NHL returned to Winnipeg after a 15 year absence in 2011-12.

Prior to his move to Winnipeg, the Kirkland Lake, ON native spent three seasons behind the bench with the Columbus Blue Jackets as an Assistant Coach before joining the Manitoba Moose in 2010. In his third year with the Blue Jackets, Noel spent most of the season as an Assistant Coach before taking over from Ken Hitchcock as interim Head Coach on February 3, 2010. The Blue Jackets finished the 2009-10 season with a record of 10-8-4-2 under the guidance of Noel. During his three years with the club, the Blue Jackets compiled a record of 107-102-15-22 in 246 games.

Before his time with the Blue Jackets, Noel spent four seasons as Head Coach of the American Hockey

League's Milwaukee Admirals, affiliate of the Nashville Predators. During that time, he led the club to a 183-94-12-31 regular season record, three 100-point seasons and two West Division titles. During the 2003-04 season, the club compiled a 46-24-7-3 record and went 16-6 in the playoffs en route to capturing the organization's first-ever Calder Cup Championship. Noel was subsequently honoured with the Louis A.R. Pieri Memorial Award as AHL Coach of the Year.

Noel made his coaching debut in the ECHL with the Roanoke Valley Rebels in 1990-91 and served as the Head Coach and Director of Hockey Operations for the ECHL's Dayton Bombers from 1991-93. In 1993, he joined the Kalamazoo Wings (later the Michigan K-Wings), the International Hockey League affiliate of the Dallas Stars, as an Assistant Coach. He succeeded then coach, Ken Hitchcock, behind the bench during the 1995-96 season and served in that capacity through the 1997-98 campaign. From 1998-02, he was an Assistant Coach with the Milwaukee Admirals and in 2002-03 was named ECHL Coach of the Year with the Toledo Storm before returning to Milwaukee as Head Coach prior to the 2003-04 season.





149807640 - NHL/GETTY IMAGES

## CAREER COACHING RECORD

Year	Team	League	Position	REGULAR SEASON					PLAYOFFS		
				GP	W	L	O/T	PTS	GP	W	L
1984-85	Toledo	IHL	Player-Ass't								
1990-91	Roanoke Valley	ECHL	Head Coach	64	26	31	7	59			
1991-92	Dayton	ECHL	Head Coach	64	32	26	6	70	3	0	3
1992-93	Dayton	ECHL	Head Coach	64	35	23	6	76	3	0	3
1993-94	Kalamazoo	IHL	Ass't Coach								
1995-96	Michigan	IHL	Ass't Coach								
1996-97	Michigan	IHL	Head Coach	82	31	44	7	69	4	1	3
1997-98	Michigan	IHL	Head Coach	82	36	39	7	79	4	1	3
1998-99	Milwaukee	IHL	Ass't Coach								
2000-01	Milwaukee	IHL	Ass't Coach								
2001-02	Milwaukee	IHL	Ass't Coach								
2002-03	Toledo	ECHL	Head Coach	72	47	15	10	104	4	1	3
2003-04	Milwaukee	AHL	Head Coach	80	46	24	10	102	22	16	6
2004-05	Milwaukee	AHL	Head Coach	80	47	24	9	103	7	3	4
2005-06	Milwaukee	AHL	Head Coach	80	49	21	10	108	21	14	7
2006-07	Milwaukee	AHL	Head Coach	80	41	25	14	96	4	0	4
2007-08	Columbus	NHL	Ass't Coach								
2008-09	Columbus	NHL	Ass't Coach								
2009-10	Columbus	NHL	Ass't Coach								
	Columbus	NHL	Head Coach	24	10	8	6	26			
2010-11	Manitoba	AHL	Head Coach	80	43	30	7	93	14	7	7
2011-12	Winnipeg	NHL	Head Coach	82	37	35	10	84			
Career IHL Head Coaching Record				164	67	83	14	148	8	2	6
Career ECHL Head Coaching Record				264	140	95	29	309	10	1	9
Career AHL Head Coaching Record				400	226	124	50	502	68	40	28
Career NHL Head Coaching Record				104	47	27	16	110	0	0	0



## **CHARLIE HUDDY** **ASSISTANT COACH**

---

Charlie Huddy rejoins the Winnipeg Jets for his second season as Assistant Coach with the club.

Huddy has been an Assistant Coach in the NHL for the past 13 seasons with the New York Rangers, Edmonton Oilers, Dallas Stars and Winnipeg Jets.

After an 18-year NHL career as a defenseman, Huddy used his skill and experience to lead the Jets defense core last season.

The Oshawa, ON native's longest coaching tenure was with the Edmonton Oilers as an Assistant Coach from 2000-2009, during which time he helped the Oilers reach the Stanley Cup Finals in 2006. Huddy had an 18-year professional playing career where he won the Stanley Cup five times ('84, '85, '87, '88, '90), all with the Edmonton Oilers, and played in 1017 NHL games for the Oilers, Los Angeles Kings, Buffalo Sabres, and St. Louis Blues.

Huddy compiled 453 points (99G, 354A) and 785 penalty minutes in his NHL career and also played in 183 Stanley Cup Playoff games recording 85 points (19G, 66A) and 134 penalty minutes.



## **PERRY PEARN** **ASSISTANT COACH**

---

Perry Pearn joins the Winnipeg Jets for his first season as Assistant Coach with the club.

Pearn has been an Assistant Coach in the National Hockey League for the past 17 seasons with the Ottawa Senators, New York Rangers and Montreal Canadiens. Most recently, Pearn spent the last three seasons with the Montreal Canadiens coaching alongside Jacques Martin. Prior to that, he spent five seasons as an Assistant Coach with the New York Rangers. He also worked as an assistant to Jacques Martin with the Ottawa Senators from 1996-2004. His NHL career got underway in 1995-96 as an assistant to Terry Simpson with the Winnipeg Jets, after serving in various capacities for almost two decades at the university level, in the Western Hockey League and with Hockey Canada.

He began his international coaching career in 1986 when he was named an Assistant Coach for Team Canada's Under-18 team, serving as an Assistant Coach for the Canadian National Junior Team that captured gold at the 1990 and 1991 World Junior Championships. In 1993 Pearn earned the position of Head Coach, leading Canada to another gold medal at the World Junior Championships.

From 1978 to 1993, Pearn served as the Head Coach of the Northern Alberta Institute of Technology (NAIT) of the Canadian College Athletic Association. Under his guidance, NAIT won six CCHA National Championships. Pearn was voted as CCHA Coach of the Year in 1983-84 and earned provincial Coach of the Year credits on five occasions. Before climbing to the NHL, Pearn held the head coaching position of the WHL's Medicine Hat Tigers during the 1993-94 season.



## **PASCAL VINCENT**

### **ASSISTANT COACH**

Vincent enters his second season with the Winnipeg Jets in his role as Assistant Coach where he is responsible for the forwards and executing the team's power play.

Prior to his time with the Jets, Vincent was a Head Coach in the QMJHL for 12 seasons with the Montreal Juniors and Cape Breton Screaming Eagles. Vincent coached the Montreal Juniors to the second best record in the QMJHL at 46-12-10 in 2010-11.

Vincent has an all-time QMJHL head coaching record of 429-313-87 along with nine playoff series wins and was the recipient of the Ron Lapointe Trophy as the top coach in the QMJHL following the 2007-08 season. That year, the Screaming Eagles finished

with a record of 40-24-6 and reached the second round of the QMJHL playoffs.

Vincent has also been the General Manager of teams in Montreal and Cape Breton and earned the Maurice Filion Trophy in 2007 as the top General Manager following a season in which Cape Breton finished with a record of 46-22-2 and reached the third round of the playoffs backstopped by current Jets goaltender Ondrej Pavelec.

In Vincent's playing career, he played centre for four seasons in the QMJHL with the St. Jean Beavers, St. Jean Lynx, Laval Titan, and Verdun College-Francais. Vincent won the Molson Cup as the QMJHL champion with Verdun in 1991-92, and also played one season in the ECHL with the Knoxville Cherokees in 1992-93.



## **WADE FLAHERTY**

### **GOALTENDING COACH**

Wade Flaherty enters his second season with the Winnipeg Jets in his role as Goaltending Coach.

Flaherty joined the Jets for their inaugural season, working closely with Ondrej Pavelec and Chris Mason. Flaherty

came to Winnipeg following three seasons with the Chicago Blackhawks as Developmental Goaltending Coach where he worked with Antti Niemi and Corey Crawford. The Terrace, BC native ended his playing career in 2008 after 19 seasons of professional hockey between the pipes.

During his pro career, Flaherty played in the IHL, ECHL, AHL, and NHL, including 120 games between the San Jose Sharks, New York Islanders, Tampa Bay Lightning, Florida Panthers, and Nashville Predators. Flaherty played one season under Head Coach Claude Noel in 2003-04 when Noel and Flaherty won the Calder Cup with the Milwaukee Admirals, Flaherty earning playoff MVP honours.

Flaherty has a close connection to Winnipeg having spent three seasons with the Manitoba Moose in the AHL. In that time, Flaherty played in 112 games compiling a record of 62-36-9 and nine shutouts. The Moose reached the second round of the Calder Cup Playoffs in two of three seasons with Flaherty.



## **TONY BORGFORD**

### **VIDEO COACH**

Tony Borgford returns for his second season as Video Coach for the Winnipeg Jets. Borgford came to Winnipeg after spending 12 years in Atlanta working with the Thrashers in a similar capacity.

During games, Borgford is in constant communication with the coaching staff and is responsible for providing video analysis in-game, as well as between periods.

A native of Regina, SK, Borgford played junior hockey for the North Battleford North Stars of the Saskatchewan Junior Hockey League and four years of NCAA hockey for Mercyhurst College in Erie, Pa., from 1995-99.

In his role, Borgford is responsible for video analysis of all pre-scout and game film, breaking down opponents systems and tendencies, including fore checks, power play and penalty killing. He also produces video for the coaching staff to be used in daily team meetings as well as for instruction for individual players.



## **RYAN BOWNESS** **MANAGER HOCKEY OPERATIONS & TEAM SERVICES**

Ryan Bowness enters his second season with the Winnipeg Jets as the Manager of Hockey Operations & Team Services. He came to Winnipeg from the Atlanta Thrashers where

he was the Manager of Player Development and Hockey Administration.

Prior to joining the Thrashers in December of 2009, Bowness most recently competed with the Ontario Reign of the ECHL for one season following a four-year collegiate career at Saint Mary's University in Halifax, Nova Scotia. From 2000-04, Bowness spent

four seasons in the OHL competing with the Brampton Battalion and was named the team's captain for the 2003-04 season. During his time with the Battalion, he was selected by the Columbus Blue Jackets in the eighth round of the 2001 NHL Entry Draft.

Bowness was recognized as the third youngest individual in the Hockey News 2011 Top 40 Under 40; 100 People of Power & Influence issue. Bowness graduated from Saint Mary's University in Halifax, Nova Scotia with a degree in business.

Bowness is the son of former Winnipeg Jets player and coach Rick Bowness, who is currently the Associate Coach with the Vancouver Canucks.



## **JIMMY ROY** **COORDINATOR OF PLAYER DEVELOPMENT**

Jimmy Roy enters his second season with the Winnipeg Jets in his role as Coordinator of Player Development. Roy's responsibilities include working with the Jets' prospects, both amateur

and professional, as well as planning the annual Winnipeg Jets Development Camp.

Prior to joining the Jets, Roy spent five seasons playing for the Iserlohn Roosters of the Deutsche Eishockey Liga.

Roy retired in April 2011 from a 14 year professional hockey playing career. He began his professional

playing career in 1997-1998 with the Manitoba Moose, and remained on the team until the end of the 2005-2006 season. In his nine seasons in Manitoba, Roy played in 603 regular season games, tallying 101 goals, 111 assists and 1434 penalty minutes. In the playoffs, the fan favorite compiled nine goals, seven assists and 148 penalty minutes in 59 games.

Before his professional career began, Roy played in 55 games with the Canadian National Team in 1996-97. In that time, he recorded 27 points (10G, 17A) along with 82 penalty minutes.

In 2002-2003 Roy won the AHL's Yanick Dupre Memorial Award in recognition for his involvement in the community.



## **SANDRA SMITH** **EXECUTIVE ASSISTANT, HOCKEY OPERATIONS**

Sandra Smith began working for True North Sports & Entertainment in March, 2006 in an administrative role. This soon developed into a support position for then

Manitoba Moose General Manager, Craig Heisinger.

With the return of the NHL to Winnipeg, Sandra now supports the entire Jets Hockey Operations department in the role of Executive Assistant. She resides in Winnipeg, with her husband Mike and their two daughters Taryn and Taylor.



## **SILVANA GOSGNACH** **COORDINATOR, TEAM TRAVEL**

Silvana Gosgnach enters her second season as the Coordinator of Team Travel for the Winnipeg Jets.

Gosgnach has spent the last 10 years working in the local travel industry providing service to the Manitoba Moose and now the Winnipeg Jets.



**MARK DOBSON**  
**DIRECTOR, PRO SCOUTING**

Mark Dobson enters his second season as Director of Professional Scouting for the Winnipeg Jets Hockey Club. In his role, Dobson oversees the club's professional scouting staff and their evaluation of talent in the NHL, AHL and Europe.

Dobson came to Winnipeg after working five years with the Atlanta Thrashers in the same capacity. Dobson joined the Thrashers scouting department on a part-time basis in 1998 and was promoted to a full-time pro scout in 1999. From 1995-97, Dobson served as a part-time scout for the Orlando Solar Bears, and assisted with the evaluation of players for the San Diego Gulls from 1990 to 1995. Dobson played collegiate hockey for St. Louis University and the United States International University, where he received a Master's Degree in business administration in 1983. After completing his undergraduate studies at USIU in 1982, Dobson served as an Assistant Coach at the school for three years. Dobson resides in Atlanta, Georgia.

**MARCEL COMEAU**  
**DIRECTOR, AMATEUR SCOUTING**

Marcel Comeau enters his second season with the Winnipeg Jets as Director of Amateur Scouting. In this role, Comeau oversees all scouting activities and the evaluation of all amateur talent for the Winnipeg Jets.

Prior to his time in Winnipeg, Comeau worked as a Head Scout in Atlanta since 2003. Comeau served as a part-time scout for the Thrashers for two years (1998-2000), and was promoted to a full-time scout on June 20, 2000. Prior to joining the Thrashers in 1998, he served as a scout for RHO Hockey, an independent scouting service for professional hockey teams. Comeau has more than 15 years' experience as a Head Coach for various teams in the AHL, IHL, CHL and WHL. He also coached the Canadian National teams to Gold Medals at the 1995 World Junior Championships and the 1994 Under-18 Competition. He was twice voted as the WHL Coach of the Year, and was also named CHL Coach of the Year for the 1992-93 season. He and his wife, Christie, reside in Federal Way, Washington.

**MARK HILLIER**  
**HEAD SCOUT**

Mark Hillier enters his second season as Head Scout for the Winnipeg Jets Hockey Club. In his role, he is responsible for assisting the Director of Amateur Scouting in overseeing all amateur scouting activities and for the evaluation of all amateur talent on a worldwide basis.

Prior to joining the Jets, Hillier worked in the Atlanta Thrashers organization as an Amateur Scout. He was responsible for the evaluation of talent in the Ontario region and also performed crossover scouting in other regions. Hillier spent 13 years with the Toronto Maple Leafs organization from 1990-2002, his last position with the Maple Leafs was Director of Amateur Scouting from 1999-2002. Hillier also worked as Director of Hockey Administration for Toronto's top farm team, the St. John's Maple Leafs, from 1993-95. Hillier earned a Sports Administration Diploma from Durham College of Applied Arts and Technology in Oshawa, Ontario, in 1990. He and his wife, Kelly, have two sons, Cole and Jamie, and reside in St. John's, Newfoundland.

**EVGENY BOGDANOVICH**  
**HEAD EUROPEAN SCOUT**

Evgeny Bogdanovich enters his second season as Head European Scout with the Winnipeg Jets Hockey Club. In this capacity, Bogdanovich is responsible for evaluation of talent in Europe, Russia and coverage of major European tournaments.

Bogdanovich came to the Jets from the Atlanta Thrashers organization. He joined the Thrashers as a part-time area scout prior to their inaugural season in 1999-00 and given full-time status on August 1, 2005.

The native of St. Petersburg, Russia, who speaks English and Russian, graduated from St. Petersburg State University. Following graduation, he worked with a local St. Petersburg newspaper's sports department. He resides in St. Petersburg, Russia with his wife Olga.

## SCOUTING STAFF



**JACK BIRCH**  
PRO SCOUT



**DEAN FEDORCHUK**  
PRO SCOUT



**JOHN PERPICH**  
PRO SCOUT



**PETER RATCHUK**  
PRO SCOUT



**CARTER SEARS**  
PRO SCOUT



**BRUCE SOUTHERN**  
PRO SCOUT



**PAT CARMICHAEL**  
AMATEUR SCOUT



**ED FRIESEN**  
AMATEUR SCOUT



**MAX GIESE**  
AMATEUR SCOUT



**VLADIMIR HAVLUJ**  
AMATEUR SCOUT



**FREDRIK JAX**  
AMATEUR SCOUT



**YANICK LEMAY**  
AMATEUR SCOUT



**TAVIS MACMILLAN**  
AMATEUR SCOUT



**BOB OWEN**  
AMATEUR SCOUT



**BRIAN RENFREW**  
AMATEUR SCOUT



**SCOTT ROBSON**  
AMATEUR SCOUT



**SCOTT SCOVILLE**  
AMATEUR SCOUT



**CHRIS SNELL**  
AMATEUR SCOUT



**BARRETT LEGANCHUK**  
VIDEO EDITOR, SCOUTING  
INTERNS



## **JASON McMASTER** **HEAD EQUIPMENT MANAGER**

Jason McMaster enters his second season as Head Equipment Manager for the Winnipeg Jets Hockey Club. Prior to the 2011-12 season, McMaster spent one season as an Assistant Equipment Manager with the LA Kings. Before his time in the National Hockey League, McMaster completed three seasons as Equipment Manager for the Manitoba Moose. He came to the Moose from the Memorial Cup champion Vancouver Giants of the Western Hockey League. A native of Plenty, SK, McMaster joined the Giants in 2005 and spent two seasons in Vancouver. Prior to that, he was an Assistant Trainer with the Lethbridge Hurricanes for one season in 2004, and Head Trainer for the La Ronge Ice Wolves of the SJHL for two seasons.

McMaster and his wife Celeste reside in Winnipeg.



## **MARK GREHAN** **ASSISTANT EQUIPMENT MANAGER**

Mark Grehan enters his second season with the Winnipeg Jets Hockey Club as Assistant Equipment Manager after spending five seasons with the Manitoba Moose. A member of the Canadian Athletic Therapist Association, he received a Bachelor of Exercise and Sports Science (Athletic Therapy) Degree from the University of Manitoba, where he served as Manitoba's Assistant Athletic Therapist for four seasons. Grehan spent the 2009-10 season as the Head Athletic Therapist for the Victoria Salmon Kings of the ECHL before spending the 2010-11 season as Head Equipment Manager for the Moose.

Originally from Kingston, ON, Grehan has called Winnipeg home for 15 years. He and his wife Robyn are proud parents to Kale and Hillary.



## **MIKE FLAMAN** **ASSISTANT EQUIPMENT MANAGER**

Mike Flaman will begin the 2012-13 Winnipeg Jets season as Assistant Equipment Manager for the second consecutive year. Flaman made his transition to the Jets after spending two seasons in the same role with the Manitoba Moose Hockey Club. While obtaining a Business Administration Degree from the University of Winnipeg, Flaman spent six years working at Royal Sports, the last two years as Store Manager.

Flaman volunteered with the Manitoba Moose from 2006 to 2008 working as a Game-Day Assistant. Now, in his new role, Flaman mentors the several assistants that volunteer on game night. Originally from Regina, SK, Flaman has called Winnipeg home for the last 15 years.



## **ROB MILETTE** **HEAD ATHLETIC THERAPIST**

Rob Milette enters his second season with the Winnipeg Jets Hockey Club as the Head Athletic Therapist. Milette spent nine seasons with the Manitoba Moose, six of those years in the Head Athletic Therapist role. Prior to his time with the Moose, Milette was the Therapist and Equipment Manager for the University of Manitoba Bison men's hockey team for two seasons. He was also an Assistant Trainer with the Winnipeg Goldeyes during the 2000 season.

"Mullet", a Winnipeg native, is a member of the Canadian Athletic Therapists Association and received a Bachelor of Exercise and Sports Science (Athletic Therapy) degree at the University of Manitoba. Milette and his wife Camille, have two children, Bauer and Janelle.



## **BRAD SHAW** **ASSISTANT ATHLETIC THERAPIST**

Brad Shaw returns to the Winnipeg Jets Hockey club for his second season as Assistant Athletic Therapist. Shaw spent the 2010-11 season as the Head Athletic Therapist with the Grand Rapids Griffins of the AHL. From 2007-10, he had a dual role with the Western Hockey League's Kootenay Ice acting as both the Head Athletic Therapist and Equipment Manager. The Cardale, Manitoba native started his career in his home province spending four seasons as the Head Athletic Therapist for the Winnipeg Goldeyes.

"Shawzy" is a member of the Canadian Athletic Therapists Association (CATA) and received a Bachelor of Exercise and Sports Science (Athletic Therapy) degree from the University of Manitoba. Shaw and his wife Cori both reside in Winnipeg with their son Riley.



## LEE STUBBS

### ASSISTANT ATHLETIC THERAPIST/STRENGTH & CONDITIONING TRAINER

Lee Stubbs enters his second season with the Winnipeg Jets in his dual role as Assistant Athletic Therapist as well as Strength & Conditioning Trainer. He spent two seasons with the Manitoba Moose in the same position. Stubbs is a graduate from the University of Manitoba with a Bachelor's Degree in Kinesiology, a major in Athletic Therapy, as well as being a first responder.

Previously a trainer and athletic therapist at Focus Fitness, Stubbs has trained and treated a variety of elite athletes over his career. Stubbs and his wife Leanne both reside in Winnipeg with their daughter Lara.



## AL PRITCHARD

### MASSAGE THERAPIST

Al Pritchard returns for his second season as a Massage Therapist for the Winnipeg Jets. A native of Roland, Manitoba Pritchard has been working independently as a massage therapist since he graduated in 2002.

A valuable member of the team's medical staff, Pritchard worked with the Manitoba Moose for the five years in a dual role as a Game Day Assistant and Massage Therapist. After studying at the Massage Therapy College of Manitoba for two years, Pritchard earned his certification as an Advanced Remedial Massage Therapist. Pritchard and his wife Rachel, reside in Niverville, MB with their two children Nicholas and Addison.

## MEDICAL STAFF



**DR. PETER MACDONALD**  
HEAD TEAM PHYSICIAN



**DR. GREG STRANGES**  
ASSISTANT TEAM PHYSICIAN



**DR. JAMIE DUBBERLEY**  
ASSISTANT TEAM PHYSICIAN



**DR. MIKE MACKAY**  
PRIMARY CARE



**DR. SWEE TEO**  
PRIMARY CARE



**DR. GENE SOLMUNDSON**  
TEAM DENTIST



**DR. GERALD OLIN**  
TEAM CHIROPRACTOR



**DR. BRIAN BOOK**  
TEAM OPTOMETRIST



**DR. EHREN SHERBO**  
TEAM OPTOMETRIST



**DR. ANTHONY KAUFMANN**  
NEURO SURGERY



**DR. LESLEY RITCHIE**  
NEUROPSYCHOLOGIST



**DR. ANDREA KILGOUR**  
NEUROPSYCHOLOGIST



## BROADCAST

### TSN

TSN is Canada's Sports Leader and Canada's most-watched specialty network. Delivering more sports coverage in High Definition than any other network in Canada, TSN's comprehensive broadcast schedule features an exciting lineup of sports including NHL, CFL, NFL, NBA, MLS, the IIHF World Junior Championship, Season of Champions Curling, Golf's Majors, F1, NASCAR Sprint Cup and Nationwide Series, Grand Slam Tennis, EURO 2012 and 2016, the Tour de France, NCAA March Madness tournament and Championship Boxing events. TSN properties include TSN2, TSN MOBILE and the industry-leading sports website TSN.ca. Official broadcaster of the London 2012 Olympic Games, TSN is a division of Bell Media, which is owned by BCE Inc. (TSX, NYSE: BCE), Canada's largest communications company.

Winnipeg Jets regional coverage is available on TSN Jets.

### BELL MEDIA RADIO

Bell Media Radio is a division of Bell Media, which is owned by BCE Inc. (TSX, NYSE: BCE), Canada's largest communications company. Bell Media Radio is one of Canada's most successful radio networks operating 33 radio stations in 14 markets throughout Canada including CHUM FM, Canada's #1 FM station.

Play-by-play coverage of Winnipeg Jets home and away games will be available on TSN 1290.



### DENNIS BEYAK

#### PLAY-BY-PLAY ANNOUNCER, TSN Jets

Manitoba-native Dennis Beyak returns to TSN for his second season as play-by-play announcer for Winnipeg Jets regional games on TSN Jets, and on TSN 1290 in Winnipeg.

In addition to radio, Beyak has called the IIHF World Hockey Championships on TSN and The Score, and also worked as a hockey analyst on The Score. He has also done play-by-play for many other sports, including football, baseball, basketball, curling, horse racing, volleyball and snowmobile races.

Beyak's 42-year career in sports also includes stints outside of the broadcast booth, as he was the Assistant General Manager of the Saskatoon Blades from 1981-1990, the General Manager of the Seattle Thunderbirds from 1992-1994, and the General Manager of the Tri-City Americans from 1994-1995. Beyak, a graduate of Winnipeg's National Institute of Broadcasting, was also the chairman of the Memorial Cup tournament in Saskatoon (1989) and Seattle (1992), and was named WHL Executive of the Year in 1989.

Born and raised in the small farming community of Winnipegosis, Beyak began his broadcasting career on CFAR 590 Radio doing play-by-play for the Flin Flon Bombers of the Western Canada Hockey League. Since then, Beyak has provided play-by-play commentary for the WHL's Saskatoon Blades, Victoria Cougars and Seattle Thunderbirds, and the AHL's Toronto Marlies. Beyak has also done television play-by-play for the NHL's Edmonton Oilers and was the primary radio voice of the Toronto Maple Leafs from 1998-2011.



### BRIAN MUNZ

#### PLAY-BY-PLAY ANNOUNCER, TSN 1290 Winnipeg

Brian Munz returns to the TSN 1290 broadcast booth for his second season as play-by-play Voice of the Winnipeg Jets. Prior to his time with the Jets, Munz spent five seasons as the Voice of the Manitoba Moose on CJOB.

Broncos and Nipawin Hawks before making the jump to the WHL to do play-by-play for the Prince Albert Raiders in 2000. In 2004, Munz became the play-by-play voice of the AHL's Edmonton Road Runners. The following season he moved over to 630 CHED Radio to host the Edmonton Oilers radio broadcasts alongside Hall of Fame play-by-play broadcaster Rod Phillips and colour analyst Morley Scott.

Munz made his national television debut this past May on TSN doing play-by-play for the RBC Cup National Junior "A" Hockey Championship in Humboldt, Saskatchewan.

Brian and his wife Lindsey reside in Winnipeg with their son Jack.

Munz began his broadcasting career with the Cowichan Valley Capitals of the BC Junior Hockey League. Following this, he spent five years calling Saskatchewan Junior Hockey games on CJVR for the Melfort Mustangs, Humboldt





## **SHANE HNIDY** **COLOR ANALYST, TSN 1290 Winnipeg**

Former NHL defenceman Shane Hnidy returns to TSN 1290 as a colour analyst for all Jets games this season.

An 11-year veteran who played 550 NHL games with six teams, Hnidy won a Stanley Cup in his final season as a pro with the Boston Bruins in 2011.

1994 NHL Entry Draft by the Buffalo Sabres, although he played no games for the team.

After turning professional in 1996, he played for Saint John of the AHL, Grand Rapids of the IHL, Cincinnati and Adirondack of the AHL before being traded to the Ottawa Senators in 2000 where he established his NHL career.

Prior to Boston, Hnidy had NHL stops in Anaheim (2001), Nashville (2001-2004), and Atlanta (2005-2008).

The Neepawa, MB product played junior hockey with the Swift Current Broncos and Prince Albert Raiders of the WHL. He was drafted in the seventh round (173rd overall) in the

## **COMMUNICATIONS**



## **SCOTT BROWN** **SENIOR DIRECTOR, CORPORATE COMMUNICATIONS**

Scott Brown enters his 10th season handling the communications and media relations duties for True North Sports & Entertainment Limited and the Winnipeg Jets Hockey Club. Brown is responsible for all media and public inquiries on a day-to-day basis regarding True North, the Winnipeg Jets, MTS Centre and MTS Iceplex.

Brown is a native of Winnipeg, MB who holds a diploma in Creative Communications, as well as an Honors and a Master's degree in Political Sciences. Brown spent six years as a sports anchor and reporter with the Winnipeg affiliate of the CTV National network, as well as TSN.



## **CHRISTINA CALIGIURI** **COMMUNICATIONS COORDINATOR**

Christina Caligiuri enters her fourth season as Communications Coordinator at True North Sports & Entertainment Limited, having worked with both the Winnipeg Jets and Manitoba Moose. Along with her responsibilities with the hockey team, Caligiuri also works closely with the entertainment division promoting events being held at MTS Centre.

Caligiuri earned a Creative Communications Diploma in 2008. Along with her experience in the sports and entertainment industry, she has also held communication positions at Boeing Winnipeg and the Workers Compensation Board of Manitoba.



## **KALEN QALLY** **COMMUNICATIONS COORDINATOR**

Kalen Qally enters his third hockey season with True North Sports & Entertainment, previously working in his current position with the Manitoba Moose during the 2010-11 season.

Qally earned a Degree in Communications from University of Winnipeg and Red River College after completing RRC's Creative Communications program in 2010. He also founded a Winnipeg charity called Pass It Forward that works to collect used hockey equipment for underprivileged youth in the city.



## COMPANY DIRECTORY

HOME ICE	MILE ONE CENTRE
ADDRESS	SUITE 801 CABOT PLACE, 100 GOWER STREET ST. JOHN'S, NEWFOUNDLAND, A1C 6K3
TELEPHONE	709-576-2277
EMAIL	INFO@STJOHNSICECAPS.COM
WEBSITE	STJOHNSICECAPS.COM



## HOCKEY OPERATIONS

GENERAL MANAGER	CRAIG HEISINGER
DIRECTOR OF HOCKEY OPERATIONS	BRAD ANDREWS
HEAD COACH	KEITH MCCAMBRIDGE
ASSISTANT COACH	MARK MORRISON
ASSISTANT/VIDEO COACH	IAN ANDERSEN
HEAD ATHLETIC THERAPIST	SCOTT MACLEOD
EQUIPMENT MANAGER	IAN COX
STRENGTH & CONDITIONING TRAINER	JUSTIN MURPHY
COORDINATOR, COMMUNICATIONS	CHRIS DOYLE



### KEITH MCCAMBRIDGE HEAD COACH, ST. JOHN'S ICECAPS

A former draft pick of the Calgary Flames, Keith McCambridge became the first head coach in St. John's IceCaps history last season. In his first season behind the bench, McCambridge led the IceCaps to an Atlantic Division title in 2011-12 with a 43-25-5-3 record and

guided his squad to the Eastern Conference Finals before losing to the eventual Calder Cup champions, the Norfolk Admirals. The first-year AHL coach was also selected as bench boss for the Eastern Conference All-Stars for finishing with the best record in the conference as of the league's predetermined cut-off date.

Prior to joining the IceCaps, McCambridge served as assistant coach for the American Hockey League's Manitoba Moose where he worked with current Winnipeg Jets Head

Coach Claude Noel. McCambridge helped lead the Moose to the North Division Final in 2011 in which they lost to the Hamilton Bulldogs in seven games.

Before coaching with the Moose in 2009, McCambridge guided the Alaska Aces of the ECHL to the third round of the Kelly Cup Playoffs in 2007-08, and led the Aces to the finals in 2008-09 before being eliminated by the South Carolina Stingrays. McCambridge won the Kelly Cup in 2006 as a playing coach with the Aces, defeating the Gwinnett Gladiators in five games.

McCambridge's professional playing career spanned 11 seasons and included stints in the AHL (Saint John Flames, Providence Bruins, Houston Aeros and Cleveland Barons), IHL (Las Vegas Thunder, Long Beach Ice Dogs and Manitoba Moose) and ECHL (Alaska Aces). In addition, McCambridge spent four seasons in the Western Hockey League with the Swift Current Broncos and Kamloops Blazers.



### MARK MORRISON ASSISTANT COACH, ST. JOHN'S ICECAPS

Joining McCambridge as an assistant coach for a second season is former New York Rangers draft pick Mark Morrison. Morrison helped guide the IceCaps to a first place finish in the Atlantic Division and an appearance in the Eastern Conference Finals, where the club lost to

the Norfolk Admirals, the eventual Calder Cup Champions.

Before joining the IceCaps, Morrison served as Head Coach and General Manager of the Victoria Salmon Kings of the

ECHL, where he spent four years. Prior to his time with the Salmon Kings, Morrison coached and played with the Fife Flyers of the British National League, winning Coach of the Year honours three times.

As a player, Morrison won the Adams Cup with the Central Hockey League's Tulsa Oilers and was named Most Sportsmanlike Player in the 1980-1981 Memorial Cup. Morrison played 10 games in the NHL with the New York Rangers from 1981-1984.

### 2012-13 REGULAR SEASON SCHEDULE

DATE	OPPONENT	TIME
<b>OCTOBER</b>		
Saturday, Oct. 13	@ Springfield	6:00 PM
Sunday, Oct. 14	@ Connecticut	2:00 PM
Friday, Oct. 19	Adirondack	5:00 PM
Saturday, Oct. 20	Adirondack	5:00 PM
Tuesday, Oct. 23	Portland	5:00 PM
Wednesday, Oct. 24	Portland	5:00 PM
Saturday, Oct. 27	Norfolk	5:00 PM
Sunday, Oct. 28	Norfolk	1:30 PM
<b>NOVEMBER</b>		
Friday, Nov. 2	@ Portland	6:30 PM
Saturday, Nov. 3	@ Worcester	6:00 PM
Sunday, Nov. 4	@ Providence	2:05 PM
Wednesday, Nov. 7	@ Manchester	6:00 PM
Friday, Nov. 9	@ Binghamton	6:05 PM
Saturday, Nov. 10	@ Hershey	6:00 PM
Friday, Nov. 16	Albany	5:00 PM
Saturday, Nov. 17	Albany	5:00 PM
Tuesday, Nov. 20	Hamilton	5:00 PM
Wednesday, Nov. 21	Hamilton	5:00 PM
Saturday, Nov. 24	Providence	5:00 PM
Sunday, Nov. 25	Providence	1:30 PM
Wednesday, Nov. 28	@ Adirondack	6:00 PM
Friday, Nov. 30	@ Albany	6:00 PM
<b>DECEMBER</b>		
Saturday, Dec. 1	@ W-B/Scranton	6:05 PM
Friday, Dec. 7	Springfield	5:00 PM
Saturday, Dec. 8	Springfield	5:00 PM
Tuesday, Dec. 11	Hershey	5:00 PM
Wednesday, Dec. 12	Hershey	5:00 PM
Saturday, Dec. 15	@ Springfield	6:00 PM
Sunday, Dec. 16	@ Providence	2:05 PM
Wednesday, Dec. 19	@ Adirondack	6:00 PM
Friday, Dec. 21	@ Hamilton	6:30 PM
Saturday, Dec. 22	@ Toronto	2:00 PM
Friday, Dec. 28	@ Hamilton	6:30 PM
Saturday, Dec. 29	@ Syracuse	6:30 PM
Monday, Dec. 31	@ Binghamton	5:05 PM
<b>JANUARY</b>		
Friday, Jan. 4	Manchester	5:00 PM
Saturday, Jan. 5	Manchester	5:00 PM
Friday, Jan. 11	Toronto	5:00 PM
Saturday, Jan. 12	Toronto	5:00 PM

DATE	OPPONENT	TIME
<b>JANUARY</b>		
Friday, Jan. 18	@ Norfolk	6:30 PM
Saturday, Jan. 19	@ Norfolk	6:15 PM
Wednesday, Jan. 23	@ W-B/Scranton	6:05 PM
Friday, Jan. 25	@ Hershey	6:00 PM
Saturday, Jan. 26	@ Syracuse	6:30 PM
<b>AHL All-Star Classic @ Providence - Jan. 27 &amp; 28</b>		
<b>FEBRUARY</b>		
Friday, Feb. 1	Binghamton	5:00 PM
Saturday, Feb. 2	Binghamton	5:00 PM
Tuesday, Feb. 5	Worcester	5:00 PM
Wednesday, Feb. 6	Worcester	5:00 PM
Saturday, Feb. 9	Connecticut	5:00 PM
Sunday, Feb. 10	Connecticut	1:30 PM
Friday, Feb. 15	@ Manchester	6:00 PM
Saturday, Feb. 16	@ Manchester	6:00 PM
Sunday, Feb. 17	@ Portland	3:00 PM
Wednesday, Feb. 20	@ Connecticut	6:00 PM
Sunday, Feb. 24	@ Toronto	2:00 PM
Tuesday, Feb. 26	@ Hamilton	6:30 PM
<b>MARCH</b>		
Friday, March 1	Manchester	5:00 PM
Saturday, March 2	Manchester	5:00 PM
Friday, March 8	Syracuse	5:00 PM
Saturday, March 9	Syracuse	5:00 PM
Friday, March 15	Hamilton	5:00 PM
Saturday, March 16	Hamilton	5:00 PM
Friday, March 22	@ Portland	6:00 PM
Saturday, March 23	@ Portland	6:00 PM
Sunday, March 24	@ Manchester	2:00 PM
Wednesday, March 27	@ Albany	6:00 PM
Saturday, March 30	@ Worcester	6:00 PM
<b>APRIL</b>		
Friday, April 5	Toronto	5:00 PM
Saturday, April 6	Toronto	5:00 PM
Tuesday, April 9	Portland	5:00 PM
Wednesday, April 10	Portland	5:00 PM
Saturday, April 13	W-B/Scranton	5:00 PM
Sunday, April 14	W-B/Scranton	1:30 PM
Friday, April 19	@ Hamilton	6:30 PM
Saturday, April 20	@ Toronto	2:00 PM
Sunday, April 21	@ Toronto	2:00 PM


All times central



29







FUELLED  
PASSION

JETS  
PLAYERS



## NIK ANTROPOV CENTER

**HEIGHT: 6-6      WEIGHT: 233**  
**SHOOTS: LEFT**  
**BORN: FEBRUARY 18, 1980**  
**UST-KAMENOGORSK,**  
**KAZAKHSTAN**

### CAREER VS NHL

TEAM	GP	G	A	PTS
ANAHEIM	10	3	2	5
BOSTON	48	13	16	29
BUFFALO	51	9	17	26
CALGARY	14	6	6	12
CAROLINA	42	8	14	22
CHICAGO	11	1	4	5
COLORADO	10	3	2	5
COLUMBUS	9	3	0	3
DALLAS	8	2	3	5
DETROIT	12	2	0	2
EDMONTON	12	2	3	5
FLORIDA	43	15	18	33
LOS ANGELES	8	1	1	2
MINNESOTA	8	2	2	4
MONTREAL	57	17	23	40
NASHVILLE	10	3	3	6
NEW JERSEY	31	9	10	19
N.Y. ISLANDERS	40	6	16	22
N.Y. RANGERS	35	8	8	16
OTTAWA	45	10	16	26
PHILADELPHIA	41	11	12	23
PHOENIX	10	2	1	3
PITTSBURGH	35	13	18	31
SAN JOSE	9	3	4	7
ST. LOUIS	13	1	6	7
TAMPA BAY	43	12	13	25
TORONTO	12	2	2	4
VANCOUVER	13	2	4	6
WASHINGTON	38	10	19	29
WINNIPEG	30	8	17	25
<b>TOTALS</b>	<b>748</b>	<b>187</b>	<b>260</b>	<b>447</b>

**2011-12:** Recorded 35 points (15G, 20A) along with 42 penalty minutes after 69 games with the Jets... Played his first game as a Winnipeg Jet on Oct. 9 vs. MTL (1-5L)... Scored the first goal in the Jets' history on Oct. 9 when he scored at 2:27 of the 3rd period on MTL's Carey Price... Recorded his first multiple-point game as a Jet on Oct. 22 vs. CAR (5-3W) with two assists in the game... Scored his third goal of the season and recorded two assists on Oct. 27 at PHI (9-8W)... Recorded the 250th assist of his NHL career on Nov. 23 at WSH (3-4OTL)... Scored a goal and recorded an assist on Dec. 20 vs. NYI (2-3 SOL) extending his point streak to two games (1G, 2A)... Scored a goal and earned an assist on Jan. 19 vs. BUF (4-1W)... Scored a pair of goals on Jan. 21 vs. FLA (3-4 SOL)... Scored his 11th goal of the season on Mar. 14 vs. DAL (5-2W)... Scored his 12th goal of the season on Mar. 16 vs. WSH (3-2W)... Scored his 14th goal of the season on Mar. 30 at CAR (4-3OTW).

**2010-11:** Scored his first goal of the year on Oct. 29 vs. BUF... Registered his fourth multiple-point game of the season (2A) on Dec. 4 at WSH... Scored the game-winning goal in a 1-0 win vs. WSH on Jan. 26... Had points in eight of 10 games from Jan. 15 - Feb. 7 (3G, 5A)... Scored his 400th career NHL point (assist) on Feb. 23 at BUF... Earned a season-high five-game point streak (3G, 2A), dating back to March 27 vs. OTT... Ranked sixth on the team with 16 goals and has 23 assists.

**2009-10:** Earned 67 points (24G, 43A) in 76 games during his first season with the Thrashers... Named the 2010 Thrashers MVP... Set new career-highs in points and assists... Led the team in points, tied for the team lead in goals and ranked second in assists... Earned his first point as a Thrasher (1A) on Oct. 10 at OTT... Scored his first goal as a Thrasher on Nov. 19 vs. BOS... Recorded his 200th career assist on Jan. 30 at NSH... Appeared in his 600th career game on Mar. 30 at TOR.

**2008-09:** Split season between Toronto and the NY Rangers, recording 59 points (28G, 31A) in 81 games... Added three points (2G, 1A) in seven Stanley Cup Playoff games with the Rangers... Began the season with Toronto and recorded 46 points (21G, 25A) in 63 games... Acquired by the NY Rangers from Toronto Mar. 4... Appeared in 18 regular-season games with New York, posting 13 points (7G, 6A)... Made his Rangers debut on Mar. 5 at NYI.

**2007-08:** Played 72 games for Toronto, collecting 56 points (26G, 30A) with 92 penalty minutes... Ranked first on the team in power play goals (12) and game-winning goals (5)... Ranked second on the Maple Leafs in goals, points and plus/minus rating (plus-10)... Registered 16 multiple-point games... Collected two points (1G, 1A), including the game-winning goal and his 200th career NHL point on Oct. 18 vs. FLA... Appeared in his 400th career NHL game on Nov. 29 at ATL... Scored a natural hat trick on Dec. 6 at NYR... Scored his 20th goal of the season, for the first time in his career on Feb. 16 vs. BOS... Recorded three points (1G, 2A), including the 100th goal of his career on Feb. 23 vs. ATL.

**2006-07:** Recorded 33 points (18G, 15A) in 54 games with the Maple Leafs... Collected a season-high three points (2G, 1A) and a plus-four rating on Nov. 9 at BOS... Earned two assists, including the 100th of his career on Nov. 20 vs. NYI... Missed 28 games due to an ankle injury.

**2005-06:** Appeared in 57 games with Toronto, recording 31 points (12G, 19A)... Ranked second on the team in plus/minus rating (plus-13)... Posted a season-high four-game point streak from Mar. 28 - Apr. 6, collecting seven points (2G, 5A) during that span... **2003-04:** Appeared in 62 games with the Maple Leafs, earning 31 points (13G, 18A)... Recorded two assists in 13 Stanley Cup Playoff games... Returned to the lineup on Dec. 11 at MIN, after missing 20 games with a shoulder injury... Recorded his 100th career NHL point with one goal on Dec. 23 vs. FLA... Registered a season-high four-game point streak (1G, 5A) from Dec. 19 - Dec. 26... **2002-03:** Recorded 45 points (16G, 29A) and a career-high 124 penalty minutes in 72 games with Toronto... Tied for 15th in the NHL in game-winning goals (six)... Finished third on the Maple Leafs in plus/minus rating (plus-11), third in game-winning goals, fourth in goals, fourth in penalty minutes and fifth in points... Established a career-high with a five-game point streak (2G, 7A) from Jan. 29 - Feb. 8... Appeared in his 200th career game on Apr. 3 vs. MIN... Appeared in three post-season games with the Leafs... **2001-02:** Split season between Toronto (NHL) and St. John's (AHL)... Recorded two points (1G, 1A) in 11 games with Toronto and 35 points (11G, 24A) in 34 games with St. John's... Scored his only goal with Toronto on Oct. 6 at MTL... Assigned to St. John's on Nov. 5... Recorded 13 multiple-point games with St. John's... Had season-ending knee surgery on Mar. 1 and missed the entire post-season... **2000-01:** Tallied 17 points (6G, 11A) in 52 games with Toronto... Registered a season-high three assists/points on Apr. 7 at OTT... **1999-2000:** Recorded 30 points (12G, 18A) in 66 games with the Maple Leafs during his first North American season... Appeared in two AHL games with St. John's... Registered his first career NHL point with one assist in his NHL debut on Oct. 13 vs. FLA... Earned his first career multiple-point game (2A) on Oct. 25 vs. DAL... Scored his first career goal on Nov. 15 vs. SJ... Recorded his first career NHL hat trick on Dec. 20 at FLA.

**EUROPEAN CAREER:** Recorded 80 points (28G, 52A) in 116 career games in Russia over four seasons with Ust-Kamenogorsk, Dynamo, Ak-Bars Kazan and Yaroslavl.

**INTERNATIONAL CAREER:** Has represented his native Kazakhstan in international competition four times... Scored one goal in five games at the 2006 Winter Olympic Games in Torino, Italy... Appeared in the World Junior Championships in 1996, 1997 and 1998.

**CAREER TRANSACTIONS:** Selected by Toronto in the first round, 10th overall, of the 1998 NHL Entry Draft... Acquired by the NY Rangers from Toronto for a second round selection (Kenny Ryan) in the 2009 NHL Entry Draft on March 4, 2009... Signed by the Thrashers as a free agent on July 2, 2009.

## CAREER HIGHLIGHTS

**First NHL Game:** 10/13/99 vs. FLA

**First NHL Goal:** 11/15/99 vs. SJ (Shields)

**First NHL Assist:** 10/13/99 vs. FLA

**Most Goals, Game:** 3 (2x), last - 12/6/07 at NYR

**Most Assists, Game:** 3 (5x), last - 2/6/10 vs. FLA

**Most Points, Game:** 3 (15x), last - 10/27/11 at PHI (16, 2A)

**Most Penalty Minutes, Game:** 22, 1/31/08 at CAR

**Most Shots, Game:** 9, 2/14/09 vs. PIT

**Most Time On Ice, Game:** 25:13, 12/26/07 at NYI

**Longest Point Scoring Streak:** 6 games, 12/16/09-12/26/09 (6G, 3A)

**Longest Goal Scoring Streak:** 4 games (4x), last - 3/14/12-3/30/12 (4G)

**Longest Assist Streak:** 5 games, 10/22/10-11/3/10 (8A)

**Hat Tricks:** 2, last - 12/6/07 at NYR (3G)

**Multiple-Point Games:** 98 (15, 3-point; 83, 2-point)

**Penalty Shots:** 0-1, 0.0%, last - 10/15/11 at PHX (Smith) - no goal

**Shootout Attempts:** 3-15, 20.0%

## CAREER STATISTICS

Year	Team	League	REGULAR SEASON											PLAYOFFS				
			GP	G	A	PTS	PIM	+/−	PP	SH	GW	S	ATOI	GP	G	A	PTS	PIM
1996-97	Kamenogorsk	Russia-2	8	2	1	3	6	-	-	-	-	-	-	-	-	-	-	-
1997-98	Kamenogorsk	Russia-2	42	15	24	39	62	-	-	-	-	-	-	-	-	-	-	-
1998-99	Dynamo	Russia	30	5	9	14	30	-	-	-	-	-	-	11	0	1	1	4
1999-00	Toronto	NHL	66	12	18	30	41	14	0	0	2	89	12:48	3	0	0	0	4
	St. John's	AHL	2	0	0	0	4	-	-	-	-	-	-	-	-	-	-	-
2000-01	Toronto	NHL	52	6	11	17	30	5	0	0	1	71	10:02	9	2	1	3	12
2001-02	Toronto	NHL	11	1	1	2	4	-1	0	0	0	12	8:57	-	-	-	-	-
	St. John's	AHL	34	11	24	35	47	-	-	-	-	-	-	-	-	-	-	-
2002-03	Toronto	NHL	72	16	29	45	124	11	2	1	6	102	15:00	3	0	0	0	0
2003-04	Toronto	NHL	62	13	18	31	62	7	1	1	2	89	15:18	13	0	2	2	18
2004-05	Ak Bars Kazan	Russia	10	2	3	5	6	-	-	-	-	-	-	-	-	-	-	-
	Yaroslavl	Russia	26	4	15	19	44	-	-	-	-	-	-	9	3	4	7	18
2005-06	Toronto	NHL	57	12	19	31	56	13	2	1	0	113	15:34	-	-	-	-	-
	Kazakhstan	Olympics	5	1	0	1	4	-	-	-	-	-	-	-	-	-	-	-
2006-07	Toronto	NHL	54	18	15	33	44	8	4	0	4	125	16:36	-	-	-	-	-
2007-08	Toronto	NHL	72	26	30	56	92	10	12	0	5	165	20:07	-	-	-	-	-
2008-09	Toronto	NHL	63	21	25	46	24	-13	6	0	2	171	17:13	-	-	-	-	-
	NY Rangers	NHL	18	7	6	13	6	-1	2	0	2	53	17:05	7	2	1	3	6
2009-10	Atlanta	NHL	76	24	43	67	44	13	8	0	4	126	18:13	-	-	-	-	-
2010-11	Atlanta	NHL	76	16	25	41	42	-17	5	0	2	105	15:39	-	-	-	-	-
2011-12	Winnipeg	NHL	69	15	20	35	42	0	4	0	0	95	16:30	-	-	-	-	-
<b>NHL Totals (12 seasons)</b>			<b>748</b>	<b>187</b>	<b>260</b>	<b>447</b>	<b>611</b>	<b>49</b>	<b>46</b>	<b>3</b>	<b>30</b>	<b>1316</b>		<b>35</b>	<b>4</b>	<b>4</b>	<b>8</b>	<b>40</b>
<b>Jets Totals (3 seasons)</b>			<b>221</b>	<b>55</b>	<b>88</b>	<b>143</b>	<b>128</b>	<b>-4</b>	<b>17</b>	<b>0</b>	<b>6</b>	<b>326</b>		<b>-</b>	<b>-</b>	<b>-</b>	<b>-</b>	<b>-</b>



139415498 - NHL/GETTY IMAGES



## ZACH BOGOSIAN

### DEFENCE

HEIGHT: 6-3 WEIGHT: 215

SHOOTS: RIGHT

BORN: JULY 15, 1990

MASSENA, NEW YORK  
USA

### CAREER VS NHL

TEAM	GP	G	A	PTS
ANAHEIM	3	1	2	3
BOSTON	11	0	4	4
BUFFALO	12	1	2	3
CALGARY	3	0	0	0
CAROLINA	21	2	11	13
CHICAGO	4	0	1	1
COLORADO	6	1	1	2
COLUMBUS	4	0	1	1
DALLAS	3	0	0	0
DETROIT	5	0	1	1
EDMONTON	3	2	1	3
FLORIDA	21	4	7	11
LOS ANGELES	4	1	3	4
MINNESOTA	3	1	0	1
MONTREAL	15	2	4	6
NASHVILLE	6	2	1	3
NEW JERSEY	11	0	2	2
N.Y. ISLANDERS	13	3	2	5
N.Y. RANGERS	12	0	0	0
OTTAWA	13	1	3	4
PHILADELPHIA	13	1	0	1
PHOENIX	4	0	0	0
PITTSBURGH	13	0	2	2
SAN JOSE	2	0	0	0
ST. LOUIS	4	0	0	0
TAMPA BAY	19	2	3	5
TORONTO	13	2	5	7
VANCOUVER	2	0	1	1
WASHINGTON	21	3	3	6
WINNIPEG	0	0	0	0
<b>TOTALS</b>	<b>264</b>	<b>29</b>	<b>60</b>	<b>89</b>

**2011-12:** Recorded a career-high 30 points (5G, 25A) after 65 games played with the Jets... Played his first game as a Winnipeg Jet on Oct. 9 vs. MTL (1-5L)... Led the Jets with six shots on goal on Oct. 17 vs. PIT (2-1W)... Recorded his first points as a Jet on Oct. 22 vs. CAR (5-3W) with two assists... Recorded two assists on Oct. 31 at FLA (4-3SOW)... Scored his first goal as a Jet on Dec. 13 vs. MIN (2-1W)... Scored a goal and earned two assists on Dec. 17 vs. ANA (5-3W)... Scored his third goal of the season on Dec. 31 vs. TOR (3-2W)... Recorded his 50th NHL assist, and added his 51st, on Jan. 10 at BOS (3-5L)... Registered nine shots on goal on Jan. 21 vs. FLA (3-4 SOL) setting a new career high... Earned an assist in his first game back after missing seven games due to injury on Mar. 1 vs. FLA (7-0W)... Recorded three assists on Mar. 30 at CAR (4-3OTW)... Scored his fourth goal of the season and earned an assist on Apr. 3 at FLA (5-4OTW)... Scored his fifth goal of the season and added an assist on Apr. 5 at NYI (4-5L)... Ended season on a two-game multi-point streak (2G, 2A).

**2010-11:** Scored his fifth goal of the season on Mar. 12 at PHI... Posted his first multiple-point game of the season (2A) on Feb. 7 at TOR... Scored the game-winning goal in overtime on Dec. 6 vs. NSH.

**2009-10:** Appeared in 81 games, posting 23 points (10G, 13A)... Established career-highs in games played, points, goals and assists... Tied the Thrashers franchise record for most goals by a defenseman in a single season... Set a career-best and tied for fifth on the team with three power play goals... Ranked sixth on the team and second among defensemen with 155 shots on goal... Set a franchise record with 196 hits... Began the season with eight goals in the first 17 games... Scored his first goal in the season-opening game on Oct. 3 vs. TB... Scored four goals over a four-game span from Oct. 22 - Oct. 31, including a career-high tying two goals on Oct. 29 vs. WSH... Scored goals in back-to-back games on Nov. 13 and Nov. 15... Skated in a career high 29:13 of ice time on Nov. 19 vs. BOS... Scored his 10th goal of the season on Mar. 25 vs. TOR.

**2008-09:** Posted 19 points (9G, 10A) in 47 games during his first NHL season... Led all first-year NHL defensemen in goals and ranked fourth in points... Tied for second among rookie defensemen with a plus-11 rating... Led team defensemen in goals and ranked third in points... Made his NHL debut on Oct. 10 vs. WSH... Missed 28 games due to injury from Oct. 30 - Dec. 30... Returned to the lineup on Dec. 31 at CAR... Appeared in five games with Chicago (AHL) during a conditioning stint from Jan. 3 - Jan. 11, scoring one goal... Earned his first-career NHL points (1G, 1A) on Jan. 17 at NSH... Recorded four points (2G, 2A) in two games from Jan. 17 - Jan. 20... Posted a season-high three points (3A) on Feb. 16 at LA... Scored his first-career game-winning goal on Mar. 10 at COL... Skated in a season-high 28:32 of ice time and took a season-high six shots on Mar. 14 at BUF... Scored a season-high two goals on Apr. 9 vs. FLA... Earned 11 points (6G, 5A) in his last 16 games of the season.

**AMATEUR CAREER:** Tallied 94 points (18G, 76A) in 127 career Ontario Hockey League games with Peterborough... Recorded 17 points (1G, 16A) in 36 games with Cushing Academy in 2005-06... **2007-08:** Recorded 61 points (11G, 50A) in 60 games with the Peterborough Petes (OHL)... Named to the OHL First All-Star Team... Appeared in the OHL All-Star Classic and the Canadian Hockey League Top Prospects Game... **2006-07:** Made his OHL debut with the Petes, tallying 33 points (7G, 26A) in 67 contests... Ranked second among team defensemen and rookies in points... Ranked third overall on the Petes with seven power play goals... Appeared in his first OHL game on Sept. 21 vs. Brampton... Recorded his first-career OHL point with one goal on Oct. 5 vs. Belleville... **2005-06:** Posted 17 points (1G, 16A) in 36 games with Cushing Academy (Mass.).

**INTERNATIONAL CAREER:** Made his international debut with the United States at the 2009 IIHF World Championships in Switzerland, recording one assist in nine games.

**CAREER TRANSACTIONS:** Selected by Atlanta in the first round, third overall, of the 2008 NHL Entry Draft.



## CAREER HIGHLIGHTS

**First NHL Game:** 10/10/08 vs. WSH

**First NHL Goal:** 1/17/09 at NSH (Rinne)

**First NHL Assist:** 1/17/09 at NSH

**Most Goals, Game:** 2 (2x), last - 10/29/09 vs. WSH

**Most Assists, Game:** 3 (2x), last - 3/30/12 at CAR

**Most Points, Game:** 3 (3x), last - 3/30/12 at CAR (3A)

**Most Penalty Minutes, Game:** 15 (2x), last - 3/18/12 vs. CAR

**Most Shots, Game:** 10, 3/26/12 vs. OTT

**Most Time On Ice, Game:** 31:00, 11/19/11 vs. PHI

**Longest Point Scoring Streak:** 4 games, 3/10/09-3/16/09 (2G, 2A)

**Longest Goal Scoring Streak:** 2 games (5x), last - 4/3/12-4/5/12 (2G)

**Longest Assist Streak:** 2 games (6x), 4/3/12-4/5/12 (2A)

**Hat Tricks:** None

**Multiple-Point Games:** 15 (3, 3-point; 12, 2-point)

**Penalty Shots:** 0-0, 0.0%

**Shootout Attempts:** 0-0, 0.0%

## CAREER STATISTICS

Year	Team	League	GP	G	A	PTS	REGULAR SEASON							PLAYOFFS				
							PIM	+/-	PP	SH	GW	S	ATOI	GP	G	A	PTS	PIM
2005-06	Cushing	High-MA	36	1	16	17	-	-	-	-	-	-	-	-	-	-	-	-
2006-07	Peterborough	OHL	67	7	26	33	63	-	-	-	-	-	-	-	-	-	-	-
2007-08	Peterborough	OHL	60	11	50	61	72	-	-	-	-	-	-	5	0	3	3	8
2008-09	Atlanta	NHL	47	9	10	19	47	11	2	1	1	90	18:06	-	-	-	-	-
	Chicago	AHL	5	1	0	1	0	-	-	-	-	-	-	-	-	-	-	-
2009-10	Atlanta	NHL	81	10	13	23	61	-18	3	1	0	155	21:24	-	-	-	-	-
2010-11	Atlanta	NHL	71	5	12	17	29	-27	0	0	1	155	22:24	-	-	-	-	-
2011-12	Winnipeg	NHL	65	5	25	30	71	-3	1	0	0	150	23:18	-	-	-	-	-
<b>NHL Totals (4 seasons)</b>			<b>264</b>	<b>29</b>	<b>60</b>	<b>89</b>	<b>208</b>	<b>-37</b>	<b>6</b>	<b>2</b>	<b>2</b>	<b>550</b>		-	-	-	-	-
<b>Jets Totals (4 seasons)</b>			<b>264</b>	<b>29</b>	<b>60</b>	<b>89</b>	<b>208</b>	<b>-37</b>	<b>6</b>	<b>2</b>	<b>2</b>	<b>550</b>		-	-	-	-	-





## ALEXANDER BURMISTROV CENTRE

HEIGHT: 6-0 WEIGHT: 180

SHOOTS: LEFT

BORN: OCTOBER 21, 1991

KASAN, RUSSIA

### CAREER VS NHL

TEAM	GP	G	A	PTS
ANAHEIM	2	1	0	1
BOSTON	7	1	1	2
BUFFALO	6	2	0	2
CALGARY	2	0	0	0
CAROLINA	11	1	0	1
CHICAGO	2	1	0	1
COLORADO	4	0	3	3
COLUMBUS	2	0	0	0
DALLAS	2	0	1	1
DETROIT	2	0	0	0
EDMONTON	1	1	1	2
FLORIDA	11	1	2	3
LOS ANGELES	2	0	0	0
MINNESOTA	2	1	2	3
MONTREAL	7	0	1	1
NASHVILLE	3	0	2	2
NEW JERSEY	8	1	2	3
N.Y. ISLANDERS	8	2	1	3
N.Y. RANGERS	7	0	3	3
OTTAWA	7	1	1	2
PHILADELPHIA	7	1	1	2
PHOENIX	2	0	0	0
PITTSBURGH	8	2	5	7
SAN JOSE	2	0	0	0
ST. LOUIS	3	0	0	0
TAMPA BAY	12	0	1	1
TORONTO	7	1	0	1
VANCOUVER	2	0	0	0
WASHINGTON	11	2	2	4
WINNIPEG	0	0	0	0
<b>TOTALS</b>	<b>150</b>	<b>19</b>	<b>29</b>	<b>48</b>

**2011-12:** Earned a career-high 28 points (13G, 15A) along with 42 penalty minutes after 76 games with the Jets... Played his first game as a Winnipeg Jet on Oct. 9 vs. MTL (1-5 L)... Recorded an assist in the first game of the season on Oct. 9 vs. MTL (1-5 L)... Recorded assists on both Jets goals on Oct. 17 vs. PIT (2-1 W)... Scored his first goal as a Jet on Oct. 19 at TOR (3-4 SOL)... Scored a goal and an assist on Oct. 27 at PHI (9-8 W)... Saw his six-game points streak come to an end on Oct. 29 at TB (0-1 L)... Scored his fifth goal of the season on Nov. 29 vs. OTT (4-6 L)... Scored a short-handed goal on Dec. 3 vs. NJ (4-2 W)... Recorded his seventh goal of the season on Dec. 17 vs. ANA (5-3 W)... Scored his eighth goal of the season on Dec. 23 vs. PIT (1-4 L)... Ended his nine game pointless streak with a goal on Jan. 21 vs. FLA (3-4 SOL)... Scored his 10th goal of the season on Feb. 11 at PIT (5-8 L)... Scored a goal and earned an assist on Feb. 16 at MIN (4-3 SOW).

**2010-11:** Made his NHL debut on Oct. 8... Appeared in 74 games, tallying 20 points (6G, 14A)... Scored his first career NHL goal on Oct. 29 vs. BUF... Tallied a season-high two assists on Nov. 13 vs. PIT... Scored his first career game-winning goal on Dec. 4 at WSH... Had a season-high 20:01 minutes of icetime on Apr. 5 at NSH.

**2009-10 SEASON:** Made his North American debut, recording 65 points (22G, 43A) in 62 Ontario Hockey League games with Barrie... Ranked second on the Colts in assists, fourth in points and seventh in goals... Tied for seventh on the team with a plus-32 rating... Made his OHL debut on Sept. 17, recording three points (1G, 2A)... Earned a season-high five points (2G, 3A) in his second game on Sept. 19 at Niagara... Tallied six points (4G, 2A) over a two-game span from Oct. 8 - Oct. 10... Posted a five-game point streak from Dec. 4 - Dec. 18, collecting 10 points (5G, 5A) in those games... Matched his season-high with three assists on Feb. 12 at Ottawa... Earned points in a season-high seven consecutive games from Feb. 18 - Mar. 2, recording 10 points (3G, 7A) during that stretch... Added 16 points (8G, 8A) in 17 post-season contests... Ranked third on the team in playoff points, tied for third in goals and tied for seventh in assists... Tallied a playoff-high four points (2G, 2A) in his post-season debut on Mar. 18 vs. Sudbury... Collected points in each of his first seven playoff games, earning 13 points (7G, 6A) in those games.

**AMATEUR CAREER:** Played one season in the Ontario Hockey League for the Barrie Colts in 2009-2010 totalling 65 points (22G, 43A) in 62 games... Scored his first OHL goal on Sept. 17 vs. the Owen Sound Attack... Helped lead Barrie to the 2010 OHL Finals, registering 16 points (8G, 8A) in 17 playoff games... Played for Team Orr at the 2010 CHL Top Prospects Game.

**EUROPEAN CAREER:** Appeared in 34 games with Ak-Bars Kazan in the Russian Second Division, posting 50 points (25G, 25A) and in one game with Kazan's Kontinental Hockey League (KHL) team during the 2008-09 season.

**INTERNATIONAL CAREER:** Selected by Atlanta in the first round, eighth overall, in the 2010 NHL Entry Draft... Represented Russia in international competition three times, including the 2010 World Junior Championship, 2009 World Under-18 Championship and 2008 Under-17 World Hockey Challenge... Tallied four points (3G, 1A) in six games at the 2010 WJC... Earned a Silver Medal at the 2009 U-18 WJC.



# CAREER HIGHLIGHTS

**First NHL Game:** 10/8/10 vs. WSH  
**First NHL Goal:** 10/29/10 vs. BUF (Miller)  
**First NHL Assist:** 10/27/10 at NYR  
**Most Goals, Game:** 1 (19x), last - 2/27/12 vs. EDM  
**Most Assists, Game:** 2 (2x), last - 10/17/11 vs. PIT  
**Most Points, Game:** 2 (5x), last - 2/27/12 vs. EDM (1G, 1A)  
**Most Penalty Minutes, Game:** 5, 12/11/10 at NYI  
**Most Shots, Game:** 5 (3x), last - 4/5/12 vs. NYI

**Most Time On Ice, Game:** 22:40, 11/5/11 at NJ  
**Longest Point Scoring Streak:** 6 games, 10/17/11-10/27/11 (2G, 5A)  
**Longest Goal Scoring Streak:** 2 games, 2/16/12-2/17/12 (2G)  
**Longest Assist Streak:** 2 games (5x), last - 3/14/12-3/16/12 (2A)  
**Hat Tricks:** None  
**Multiple-Point Games:** 5 (0, 3-point; 5, 2-point)  
**Penalty Shots:** 0-0, 0.0%  
**Shootout Attempts:** 1-5, 20.0%


# CAREER STATISTICS

Year	Team	League	REGULAR SEASON											PLAYOFFS				
			GP	G	A	PTS	PIM	+/-	PP	SH	GW	S	ATOI	GP	G	A	PTS	PIM
2008-09	Kazan Ak-Bars	KHL	1	0	0	0	0	0	-	-	-	-	-	-	-	-	-	-
2009-10	Barrie Colts	OHL	62	22	43	65	49	32	-	-	-	-	-	17	8	8	16	22
2010-11	Atlanta	NHL	74	6	14	20	27	-12	0	0	2	92	13:13	-	-	-	-	-
2011-12	Winnipeg	NHL	76	13	15	28	42	+4	1	1	0	123	16:39	-	-	-	-	-
NHL Totals (2 seasons)			150	19	29	48	69	-8	1	1	2	215	-	-	-	-	-	-
Jets Totals (2 seasons)			150	19	29	48	69	-8	1	1	2	215	-	-	-	-	-	-



24001725 - NHL/GETTY IMAGES

33



## DUSTIN BYFUGLIEN

### DEFENCE

HEIGHT: 6-4 WEIGHT: 265

SHOOTS: RIGHT

BORN: MARCH 27, 1985

MINNEAPOLIS, MINNESOTA

USA

### CAREER VS NHL

TEAM	GP	G	A	PTS
ANAHEIM	15	1	8	9
BOSTON	11	4	7	11
BUFFALO	10	2	3	5
CALGARY	14	5	3	8
CAROLINA	13	1	2	3
CHICAGO	2	0	1	1
COLORADO	15	5	8	13
COLUMBUS	28	6	2	8
DALLAS	13	2	6	8
DETROIT	25	4	2	6
EDMONTON	15	4	3	7
FLORIDA	15	3	7	10
LOS ANGELES	13	1	3	4
MINNESOTA	17	3	11	14
MONTREAL	10	1	2	3
NASHVILLE	26	9	3	12
NEW JERSEY	10	2	6	8
N.Y. ISLANDERS	10	3	5	8
N.Y. RANGERS	10	2	2	4
OTTAWA	10	3	6	9
PHILADELPHIA	9	2	5	7
PHOENIX	18	4	4	8
PITTSBURGH	10	2	1	3
SAN JOSE	12	4	0	4
ST. LOUIS	23	6	12	18
TAMPA BAY	15	4	6	10
TORONTO	7	1	4	5
VANCOUVER	15	0	2	2
WASHINGTON	15	3	4	7
WINNIPEG	1	0	0	0
<b>TOTALS</b>	<b>407</b>	<b>87</b>	<b>128</b>	<b>215</b>

**2011-12:** Tied his career-high of 53 points (12g, 41A) after 66 games with the Jets... Played his first game as a Winnipeg Jet on Oct. 9 vs. MTL (1-5L)... Recorded two assists on Oct. 19 at TOR (3-4SOL)... Scored his first goal as a Winnipeg Jet on Oct. 20 at OTT (1-4L)... Played in his 100th franchise game on Nov. 17 vs. WSH (4-1W)... Took a career-high 12 shots on goal on Nov. 29 vs. OTT (4-6 L), tied for NHL single game high this season... Selected to play in the 2012 NHL All-Star Game... Scored a goal and earned an assist to force overtime on Feb. 9 at WSH (3-2SOW)... Recorded multiple points in five consecutive games between Feb. 21 - Feb. 27, was the only NHL defenceman to accomplish this in 2011-12... Earned his 100th franchise point on Mar. 23 at WSH (4-3OTW).

**2010-11:** Scored his 11th goal of the season on Dec. 13 at OTT, breaking the Thrashers single-season record for goals by a defenceman... Tied a career-high with three assists on Mar. 5 vs. FLA... Ranks second in the NHL with 342 shots on goal, breaking the franchise single-season record of 341 (Marian Hossa: 2005-06; Ilya Kovalchuk: 2003-04) with two shots on Apr. 7 at NYR... Ranks second on the team with 53 points (20G, 33A), and first among NHL defencemen with 20 goals.

**2009-10:** Recorded 34 points (17G, 17A) in all 82 games for the Chicago Blackhawks... One of five Blackhawks to appear in every regular-season game... Set new career-highs in games played and tied his career-best in assists... Scored a career-most six power play goals... Added 16 points (11G, 5A) in 22 post-season contests, while helping lead the Blackhawks to the Stanley Cup Championship... Ranked third in the NHL in playoff goals... Tied for the team lead in post-season goals and power play goals (5), and ranked fifth in points... Netted his first career playoff hat trick, including the game-winner, in Game Three of the Western Conference Semifinals on May 5 at VAN... Registered a playoff career-high four points (2G, 2A) in Game Five of the Stanley Cup Finals on Jun. 6 vs. PHI... Scored one goal in the Stanley Cup clinching win on Jun. 9 at PHI.

**2008-09:** Tallied 31 points (15G, 16A) in 77 games with the Blackhawks... Tied for seventh on the team in goals and ranked 11th in points... Led team forwards and ranked second overall with 169 hits... Scored Chicago's only penalty shot goal of the season on Apr. 11 at DET... Added nine points (3G, 6A) in 17 games during his Stanley Cup Playoff debut... Tallied his first career post-season point (1A) on Apr. 25 vs. CGY.

**2007-08:** Recorded 36 points (19G, 17A) in 87 games with Chicago... Appeared in eight AHL games with Rockford, posting seven points (2G, 5A)... Ranked fifth on the Blackhawks in goals and tied for fifth in points... Tied for second on the team with seven power play goals and four game-winning tallies... Scored game-winning goals in back-to-back games on Mar. 4 and Mar. 5.

**2006-07:** Appeared in nine games for the Blackhawks, tallying three points (1G, 2A)... Earned 44 points (16G, 28A) in 63 AHL games with the Norfolk Admirals... Set a Norfolk franchise record with 241 shots on goal... Named the Second AHL All-Star Team and represented Planet USA at the AHL All-Star Classic... Won the Vector CCM Hardest Shot event at the AHL All-Star Skills Competition... Posted a six-game point and assist streak (1G, 6A) from Mar. 17 - Mar. 31.

**2005-06:** Made his NHL debut, tallying five points (3G, 2A) in 25 games with the Blackhawks... Scored the game-winning goal in his first-career NHL game on Mar. 1 vs. NSH... Registered 23 points (8G, 15A) in 53 AHL games with Norfolk... Appeared in four playoff games with the Admirals, earning three points (1G, 2A).

**AMATEUR CAREER:** Collected 142 points (48G, 94A) in 189 career Western Hockey League games with Prince George and Brandon from 2001 to 2005... **2004-05:** Earned WHL-career highs with 22 goals, 36 assists, 58 points and 184 penalty minutes in 64 games with Prince George... Named the HUSKY WHL Player of the Month for December... **2003-04:** Recorded 45 points (16G, 29A) and 137 penalty minutes in 66 games for Prince George... **2002-03:** Split time between Brandon and Prince George during his first-full WHL season... Tallied two points (1G, 1A) in eight games for Brandon and 37 points (9G, 28A) in 48 contests with Prince George... Added four points (1G, 3A) in five playoff games with Prince George... **2001-02:** Earned 62 points (32G, 30A) in 52 games with the Chicago Mission (MAHL)... Made his WHL debut, appearing in three games for Brandon.

**INTERNATIONAL CAREER:** Selected to play for the United States at the 2008 World Championships, but did not participate due to injury.

**CAREER TRANSACTIONS:** Selected by Chicago in the eighth round, 245th overall, of the 2003 NHL Entry Draft... Acquired by the Thrashers from Chicago with Ben Eager, Brent Sopel and Akim Aliu for Marty Reasoner, Jeremy Morin, Joey Crabb, a first-round choice in the 2010 Entry Draft (Chicago selected Kevin Hayes) and a second-round selection in the 2010 Entry Draft (Chicago selected Justin Holl) on June 24, 2010.

## CAREER HIGHLIGHTS

**First NHL Game:** 3/1/06 vs. NSH

**First NHL Goal:** 3/1/06 vs. NSH (Mason)

**First NHL Assist:** 3/31/06 at DET

**Most Goals, Game:** 3, 11/30/07 vs. PHX

**Most Assists, Game:** 3 (2x), last - 3/5/11 vs. FLA

**Most Points, Game:** 4 (3x), last - 11/28/10 vs. BOS (16, 3A)

**Most Penalty Minutes, Game:** 17, 10/23/10 at WSH

**Most Shots, Game:** 12, 11/8/11 at BUF

**Most Time On Ice, Game:** 29:26, 10/19/11 at TOR

**Longest Point Scoring Streak:** 7 games, 2/16/12-2/27/12 (2G, 11A)

**Longest Goal Scoring Streak:** 3 games, 11/19/10-11/24/10 (3G)

**Longest Assist Streak:** 7 games, 2/16/12-2/27/12 (11A)

**Hat Tricks:** 1, 11/30/07 vs. PHX (3G)

**Multiple-Point Games:** 43 (3, 4-point; 4, 3-point; 36, 2-point)

**Penalty Shots:** 0-1, 0.0%, last - 4/11/09 at DET (Conklin) - no goal

**Shootout Attempts:** 0-6, 0.0%

## CAREER STATISTICS

Year	Team	League	REGULAR SEASON											PLAYOFFS			
			GP	G	A	PTS	PIM	+/-	PP	SH	GW	S	ATOI	GP	G	A	PTS
2001-02	Chicago	MAHL	52	32	30	62	40	-	-	-	-	-	-	-	-	-	-
	Brandon	WHL	3	0	0	0	0	-	-	-	-	-	-	-	-	-	-
2002-03	Brandon	WHL	8	1	1	2	4	-	-	-	-	-	-	-	-	-	-
	Prince George	WHL	48	9	28	37	74	-	-	-	-	-	-	5	1	3	4
2003-04	Prince George	WHL	66	16	29	45	137	-	-	-	-	-	-	-	-	-	-
2004-05	Prince George	WHL	64	22	36	58	184	-	-	-	-	-	-	-	-	-	-
2005-06	Chicago	NHL	25	3	2	5	24	-6	0	0	1	45	17:19	-	-	-	-
	Norfolk	AHL	53	8	15	23	75	-	0	-	-	-	-	4	1	2	3
2006-07	Chicago	NHL	9	1	2	3	10	-2	0	0	0	18	17:18	-	-	-	-
	Norfolk	AHL	63	16	28	44	146	-	-	-	-	-	-	6	0	2	2
2007-08	Chicago	NHL	67	19	17	36	59	-7	7	0	4	163	17:01	-	-	-	-
	Rockford	AHL	8	2	5	7	25	-	-	-	-	-	-	-	-	-	-
2008-09	Chicago	NHL	77	15	16	31	81	7	3	0	4	202	14:52	17	3	6	9
2009-10	Chicago	NHL	82	17	17	34	94	-7	6	0	3	211	16:25	22	11	5	16
2010-11	Atlanta	NHL	81	20	33	53	93	-2	8	0	6	347	23:18	-	-	-	-
2011-12	Winnipeg	NHL	66	12	41	53	72	-8	4	0	3	223	24:06	-	-	-	-
<b>NHL Totals (7 seasons)</b>			<b>407</b>	<b>87</b>	<b>128</b>	<b>215</b>	<b>433</b>	<b>-25</b>	<b>28</b>	<b>0</b>	<b>21</b>	<b>1209</b>		-	-	-	-
<b>Jets Totals (2 seasons)</b>			<b>147</b>	<b>32</b>	<b>74</b>	<b>106</b>	<b>165</b>	<b>-10</b>	<b>12</b>	<b>0</b>	<b>9</b>	<b>570</b>		-	-	-	-





## GRANT CLITSONIE DEFENCE

HEIGHT: 5-11    WEIGHT: 207

SHOOTS: LEFT

BORN: APRIL 14, 1985

GLOUCESTER, ONTARIO  
CANADA

### CAREER VS NHL

TEAM	GP	G	A	PTS
ANAHEIM	5	0	2	2
BOSTON	3	1	1	2
BUFFALO	4	0	1	1
CALGARY	4	0	1	1
CAROLINA	2	0	1	1
CHICAGO	6	2	2	4
COLORADO	2	0	0	0
COLUMBUS	0	0	0	0
DALLAS	7	0	1	1
DETROIT	10	2	4	6
EDMONTON	3	0	1	1
FLORIDA	2	0	2	2
LOS ANGELES	5	1	1	2
MINNESOTA	5	0	3	3
MONTREAL	1	0	0	0
NASHVILLE	8	0	2	2
NEW JERSEY	2	0	0	0
N.Y. ISLANDERS	2	1	0	1
N.Y. RANGERS	2	0	0	0
OTTAWA	1	0	0	0
PHILADELPHIA	1	1	0	1
PHOENIX	2	0	1	1
PITTSBURGH	2	0	0	0
SAN JOSE	4	1	1	2
ST. LOUIS	6	0	2	2
TAMPA BAY	6	0	1	1
TORONTO	0	0	0	0
VANCOUVER	6	0	3	3
WASHINGTON	3	0	0	0
WINNIPEG	1	0	0	0
<b>TOTALS</b>	<b>105</b>	<b>9</b>	<b>30</b>	<b>39</b>

**2011-12:** Started the season with the Columbus Blue Jackets where he played in 51 games for 14 points (4G, 10A)... Recorded his first three-point night (3A) on Oct. 25 vs. DET... Earned his first multi-goal game (2G) on Nov. 10 vs. CHI... Claimed off waivers by the Winnipeg Jets on Feb. 27/12... Played his first game as a Winnipeg Jet on Mar. 5 vs. BUF (3-1W)... Earned his first point as a Jet on Mar. 9 at CGY (3-5L)... Extended his assist streak to two games on Mar. 14 vs. DAL (5-2W)... Recorded three assists with the Jets.

**2010-11:** Ranked second on the club in average time on ice (21:16) and was fourth among club defensemen in goals (4), assists (15) and points (19)... Played 19-or-more minutes in 27-of-31 games... Had goals in back-to-back games Jan. 14-15... Logged a career-high 26:26 of ice time Jan. 19 at Florida... Had assists in five-straight games Feb. 16-27... Had a season-high (tied) five shots on goal Mar. 17 vs. Detroit... Missed eight games Mar. 20-Apr. 3 due to injury... Fired a season high (tied) five shots on goal Apr. 9 vs. Buffalo... Spent the first half of the season with Springfield (AHL)... Set a career high (tied) and ranked third (tied) among club defensemen in goals (5)... Tallied 4-2-6 during a season-best four-game point streak Dec. 3-11... Scored two goals Dec. 11 vs. Providence...

**2009-10:** Made his NHL debut and collected the first points of his NHL career with two assists (Andrew Murray and Antoine Vermette goals) Mar. 2 vs. Vancouver to become the first Blue Jackets player to record a multi-assist game in his NHL debut... Also became second Blue Jackets player to record a multi-point game in his NHL debut (Jakub Voracek, 1-1-2 on Oct. 10, 2008 at Dallas)... Scored the first goal of his NHL career Mar. 27 vs. NY Islanders (Dwayne Roloson)... Spent majority of the season with Syracuse (AHL)... Ranked fourth (tied) among Crunch defensemen in goals (5) and points (20) and ranked fifth (tied) in assists (15)... Collected three assists Dec. 28 at Houston.

**2008-09:** Played his first professional season with Syracuse... Tallied his first professional point with an assist Oct. 25 vs. Rochester... Scored his first professional goal Dec. 26 at Binghamton... Tallied the game-winning goal Jan. 23 vs. Toronto.

**AMATEUR:** Spent four seasons at Clarkson (ECAC)... **2007-08:** Played 39 games during his senior season at Clarkson... Led club defensemen in goals (5), assists (17) and points (22)... Was fifth (tied) overall on the team in points... Helped the Golden Knights win the ECAC regular season championship... Was named Second-Team RBK All-American, First-Team ECAC All-Star defenseman and was a NCAA East Regional Team selection... Boasted the best plus/minus rating among all ECAC players (+19)... Named to the ECAC Hockey All-Academic Team... Appeared in one playoff game for Syracuse... **2006-07:** Led Clarkson defensemen in goals (7), assists (tied) and points (19)... Helped the Golden Knights win the ECAC tournament championship... **2005-06:** Finished second among Clarkson defensemen in assists (17) and points (19)... Named to the ECAC weekly honor roll Oct. 17... **2004-05:** Led Golden Knights defensemen in points (13) during his freshman season... His first collegiate goal was the game-winner Oct. 17 vs. Wayne State.

**CAREER TRANSACTIONS:** Selected by Columbus in the ninth round, 271st overall, in the 2004 NHL Entry Draft... Claimed off waivers by the Winnipeg Jets on Feb. 27/12.



## CAREER HIGHLIGHTS

**First NHL Game:** 3/2/10 vs. VAN

**First NHL Goal:** 3/27/10 vs. NYI (Roloson)

**First NHL Assist:** 3/2/10 vs. VAN

**Most Goals, Game:** 2, 11/10/11 vs. CHI

**Most Assists, Game:** 3, 10/25/11 vs. DET

**Most Points, Game:** 3, 10/25/11 vs. DET

**Most Penalty Minutes, Game:** 2 (2x), last - 4/7/12 vs. TB

**Most Shots, Game:** 6, 11/10/11 vs. CHI

**Most Time On Ice, Game:** 28:00, 10/21/11 at DET

**Longest Point Scoring Streak:** 5 games, 2/16/11-2/27/11 (5A)

**Longest Goal Scoring Streak:** 2 games (3x), last - 11/5/11-11/10/11 (3G)

**Longest Assist Streak:** 5 games, 2/16/11-2/27/11 (5A)

**Hat Tricks:** None

**Multiple-Point Games:** 5 (1, 3-point; 4, 2-point)

**Penalty Shots:** 0-0, 0.0%

**Shootout Attempts:** 0-0, 0.0%

## CAREER STATISTICS

Year	Team	League	GP	G	A	PTS	PIM	REGULAR SEASON							PLAYOFFS				
								+	-	PP	SH	GW	S	ATOI	GP	G	A	PTS	PIM
2004-05	Clarkson	ECAC	39	2	11	13	36	-	-	-	-	-	-	-	-	-	-	-	-
2005-06	Clarkson	ECAC	34	2	17	19	20	-	-	-	-	-	-	-	-	-	-	-	-
2006-07	Clarkson	ECAC	38	7	12	19	38	-	-	-	-	-	-	-	-	-	-	-	-
2007-08	Clarkson	ECAC	39	5	17	22	28	-	-	-	-	-	-	-	-	-	-	-	-
	Syracuse	AHL	-	-	-	-	-	-	-	-	-	-	-	-	1	0	0	0	0
2008-09	Syracuse	AHL	73	4	15	19	74	-4	-	-	-	-	-	-	-	-	-	-	-
2009-10	Syracuse	AHL	64	5	15	20	42	-7	-	-	-	-	-	-	-	-	-	-	-
	Columbus	NHL	11	1	2	3	6	0	0	0	0	0	7	14:44	-	-	-	-	-
2010-11	Springfield	AHL	32	5	10	15	22	-6	-	-	-	-	-	-	-	-	-	-	-
	Columbus	NHL	31	4	15	19	16	2	2	0	0	0	50	21:16	-	-	-	-	-
2011-12	Columbus	NHL	51	4	10	14	24	-6	1	0	1	74	17:01	-	-	-	-	-	-
	Winnipeg	NHL	12	0	3	3	8	-3	0	0	0	13	16:54	-	-	-	-	-	-
<b>NHL Totals (3 seasons)</b>			<b>105</b>	<b>9</b>	<b>30</b>	<b>39</b>	<b>54</b>	<b>-7</b>	<b>3</b>	<b>0</b>	<b>1</b>	<b>144</b>	-	-	-	-	-	-	-
<b>Jets Totals (1 season)</b>			<b>12</b>	<b>0</b>	<b>3</b>	<b>3</b>	<b>8</b>	<b>-3</b>	<b>0</b>	<b>0</b>	<b>0</b>	<b>13</b>	-	-	-	-	-	-	-





## PATRICE CORVIER

### CENTRE

**HEIGHT:** 6-2    **WEIGHT:** 205  
**SHOOTS:** LEFT  
**BORN:** JUNE 14, 1990  
**MONCTON, NEW BRUNSWICK**  
**CANADA**

#### CAREER VS NHL

TEAM	GP	G	A	PTS
ANAHEIM	0	0	0	0
BOSTON	1	0	0	0
BUFFALO	1	0	0	0
CALGARY	1	0	0	0
CAROLINA	4	0	0	0
CHICAGO	0	0	0	0
COLORADO	0	0	0	0
COLUMBUS	0	0	0	0
DALLAS	1	0	0	0
DETROIT	0	0	0	0
EDMONTON	0	0	0	0
FLORIDA	4	0	0	0
LOS ANGELES	1	0	0	0
MINNESOTA	0	0	0	0
MONTREAL	1	0	1	1
NASHVILLE	8	0	2	2
NEW JERSEY	1	0	0	0
N.Y. ISLANDERS	2	0	0	0
N.Y. RANGERS	3	0	0	0
OTTAWA	0	0	0	0
PHILADELPHIA	1	0	0	0
PHOENIX	1	0	0	0
PITTSBURGH	1	0	0	0
SAN JOSE	0	0	0	0
ST. LOUIS	0	0	0	0
TAMPA BAY	3	0	0	0
TORONTO	3	1	0	1
VANCOUVER	0	0	0	0
WASHINGTON	1	0	0	0
WINNIPEG	0	0	0	0
<b>TOTALS</b>	<b>30</b>	<b>1</b>	<b>1</b>	<b>2</b>

**2011-12:** Played nine games with the Jets... Played his first game as a Winnipeg Jets on Dec. 29 vs. LAK (1-0 OTW)... Played in 54 games with the St. John's IceCaps... In that time, he accumulated 31 points (17G, 14A) and 71 penalty minutes... Played his first game as an IceCap on Oct. 8 at MCH (1-0W)... Recorded his first point (assist) on Oct. 15 vs. HAM (6-2W)... Scored his first goal on Nov. 1 at WOR (6-3W)... Scored four goals in three games from Dec. 16 to Dec. 18... Recorded back-to-back multi-point games on Mar. 3 and Mar. 4... Recorded a hat trick and a team single-game-high four points on Mar. 9 vs. HER (6-1W)... Notched two goals, including the game-winner, in the IceCaps' division-clinching victory on Mar. 31 at HER (3-2W)... Finished the season tied for second on the club in goals (18) and second in penalty minutes (75)... Scored a goal in back-to-back games in the Eastern Conference Quarterfinals against SYR.

**2010-11:** Scored his first NHL goal on Jan. 7 vs. TOR... Earned his first career NHL point with an assist on Jan. 2 at MTL... Made his NHL debut on Dec. 28 at PIT, taking one shot on goal in 12:14 of ice time... Earned five points (2G, 3aA) and a plus-8 rating in 11 games with the Chicago Wolves (AHL) prior to his recall on Dec. 28.

**2009-10:** Recorded 31 points (11G, 20A) in 31 games with Rimouski and Rouyn-Noranda of the Quebec Major Junior Hockey League... Began the season in Rimouski, posting 26 points (11G, 15A) in 28 games... Registered three points (1G, 2A) on Oct. 16 vs. Baie-Comeau... Traded to Rouyn-Noranda on Jan. 7... Appeared in three games with the Huskies, posting five assists... Earned all five of his assists on Jan. 15 vs. Lewiston... Suspended for the remainder of the season following a game on Jan. 17 vs. Quebec... Appeared in nine American Hockey League playoff games with the Chicago Wolves following the conclusion of the QMJHL season.

**2008-09:** Recorded 51 points (23G, 28A) in 54 games with Rimouski... Tied for third on the team in goals, ranked fifth in points and seventh in assists... Ranked fifth on the team in power play goals (8) and was fourth with three game-winning tallies... Earned three points (2G, 1A) in his first game of the season on Sept. 27 at Baie-Comeau... Tallied a season-high four points (3G, 1A) on Nov. 14 vs. Victoriaville... Registered a season-high eight-game point streak from Jan. 27 - Feb. 11, earning 11 points (5G, 6A) during that stretch... Added 10 points (4G, 6A) in 13 playoff games.

**2007-08:** Appeared in 51 games with Rimouski, tallying 41 points (18G, 23A)... Earned a career-high five points (1G, 4A) on Sept. 21 at Baie-Comeau... Posted seven points (6G, 1A) during a four-game point streak from Nov. 14 - Nov. 25... Registered a season-high seven-game point streak from Feb. 24 - Mar. 12, earning eight points (2G, 6A) during that span... Added nine points (4G, 5A) in nine playoff games.

**2006-07:** Earned 21 points (11G, 10A) in 53 games during his rookie season in Rimouski... Made his QMJHL debut on Sept. 15 at Saint John... Scored his first career goal on Sept. 30 at Shawinigan... Tallied a season-high three points (2G, 1A) on Oct. 12 at Gatineau... Matched his season-high with two goals on Jan. 28 vs. Saint John.

**INTERNATIONAL CAREER:** Has represented Canada in international competition three times including the 2009 and 2010 World Junior Championship and the 2007 Under-17 World Hockey Challenge ... Served as team captain at the 2010 WJC, posting five points (2g, 3a) in six games while helping Canada to a Silver Medal ... Led Canada to the Gold Medal at the 2009 WJC, earning three points (1g, 2a) in six games.

**CAREER TRANSACTIONS:** Selected by New Jersey in the second round, 54th overall, of the 2008 NHL Entry Draft... Acquired by the Thrashers from New Jersey with Johnny Oduya, Niclas Bergfors, a first-round choice in the 2010 Draft (later traded to Chicago - Chicago selected Kevin Hayes) and a second-round choice in the 2010 Draft (later traded to Chicago - Chicago selected Justin Holl) for Ilya Kovalchuk, Anssi Salmela and a second-round choice in the 2010 Draft (Jonathon Merrill).



## CAREER HIGHLIGHTS

**First NHL Game:** 12/28/10 at PIT

**First NHL Goal:** 1/7/11 vs. TOR (Reimer)

**First NHL Assist:** 1/2/11 at MTL

**Most Goals, Game:** 1, 1/7/11 at TOR

**Most Assists, Game:** 1, 1/2/11 at MTL

**Most Points, Game:** 1 (2x), last - 1/7/11 vs. TOR

**Most Penalty Minutes, Game:** 2 (2x), last - 2/5/11 at CAR

**Most Shots, Game:** 6, 1/7/11 vs. TOR

**Most Time On Ice, Game:** 14:26, 1/22/11 vs. NYR

**Longest Point Scoring Streak:** None

**Longest Goal Scoring Streak:** None

**Longest Assist Streak:** None

**Hat Tricks:** None

**Multiple-Point Games:** None

**Penalty Shots:** 0-0, 0.0%

**Shootout Attempts:** 0-0, 0.0%

## CAREER STATISTICS

Year	Team	League	REGULAR SEASON													PLAYOFFS				
			GP	G	A	PTS	PIM	+/-	PP	SH	GW	S	ATOI	GP	G	A	PTS	PIM		
2007-08	Rimouski	QMJHL	51	18	23	41	84	11	4	0	-	-	-	9	4	5	9	10		
2008-09	Rimouski	QMJHL	54	23	28	51	118	9	8	2	-	-	-	13	4	6	10	30		
2009-10	Rimouski	QMJHL	28	11	15	26	57	6	2	1	0	-	-	-	-	-	-	-		
	Rouyn-Noranda	QMJHL	3	0	5	5	7	4	0	0	0	-	-	-	-	-	-	-		
	Chicago	AHL	-	-	-	-	-	-	-	-	-	-	-	9	0	0	0	8		
2010-11	Atlanta	NHL	21	1	1	2	4	-5	0	0	0	27	9:38	-	-	-	-	-		
	Chicago	AHL	11	2	3	5	14	8	0	0	0	15	-	-	-	-	-			
2011-12	Winnipeg	NHL	9	0	0	0	0	1	0	0	0	8	6:21	-	-	-	-	-		
	St. John's	AHL	54	18	15	33	75	0	4	1	3	99	-	15	3	0	3	12		
NHL Totals (2 seasons)			30	1	1	2	4	-4	0	0	0	35		-	-	-	-	-		
Jets Totals (2 seasons)			30	1	1	2	4	-4	0	0	0	35		-	-	-	-	-		





## TOBIAS ENSTROM DEFENCE

HEIGHT: 5-10 WEIGHT: 175

SHOOTS: LEFT

BORN: NOVEMBER 5, 1984

NORDINGRA, SWEDEN

### CAREER VS NHL

TEAM	GP	G	A	PTS
ANAHEIM	4	0	4	4
BOSTON	18	2	9	11
BUFFALO	19	3	13	16
CALGARY	4	2	1	3
CAROLINA	28	1	13	14
CHICAGO	5	1	2	3
COLORADO	8	1	3	4
COLUMBUS	5	1	1	2
DALLAS	4	0	2	2
DETROIT	5	0	4	4
EDMONTON	5	0	3	3
FLORIDA	31	0	15	15
LOS ANGELES	4	0	2	2
MINNESOTA	5	0	3	3
MONTREAL	20	1	10	11
NASHVILLE	7	0	2	2
NEW JERSEY	18	1	7	8
N.Y. ISLANDERS	18	2	10	12
N.Y. RANGERS	18	0	7	7
OTTAWA	19	3	10	13
PHILADELPHIA	19	1	5	6
PHOENIX	4	0	4	4
PITTSBURGH	19	0	7	7
SAN JOSE	4	0	1	1
ST. LOUIS	7	1	4	5
TAMPA BAY	30	3	10	13
TORONTO	19	6	4	10
VANCOUVER	5	0	1	1
WASHINGTON	28	3	15	19
WINNIPEG	0	0	0	0
<b>TOTALS</b>	<b>380</b>	<b>32</b>	<b>172</b>	<b>204</b>

**2011-12:** Tallied 33 points (6G, 27A) in 62 games for the Jets... Played his first game as a Winnipeg Jet on Oct. 9 vs. MTL (1-5L)... Recorded his first point with the Jets on Oct. 15 at PHO (1-4L) assisting on a goal by Andrew Ladd... Recorded his first goal with the Jets on Oct. 19 at TOR (3-4SOL), scoring the team's first ever power play goal... Posted a season high 31:05 time on ice on Oct. 19/11 at TOR (3-4SOL), marked the fourth time in Enstrom's career he played more than 30:00 in a game... Passed Dany Heatley for fifth on the franchise all-time scoring list on Jan. 4 at MTL (3-7L)... Scored the game-winner on Jan. 19 vs. BUF (4-1W)... Scored his sixth goal of the season and added an assist on Apr. 5 at NYI (4-5L).

**2010-11:** Played in a franchise-record 296 consecutive games from Oct. 5, 2007 to Jan. 22, 2011... Tied his career-high with three assists on Jan. 2 at MTL... Passed Marian Hossa for third place in franchise history with his 141st assist on Feb. 17 at PHX (also his 300th career NHL game)... Led the team with 41 assists (tied for seventh among NHL defensemen) and ranks third with 51 points... One of five NHL defensemen with at least 10 goals and 40 assists... Leads the team in average ice time with 23:41...

**2009-10:** Tallied a career-high 50 points (6G, 44A) in 82 games for the Thrashers... Set career-highs in goals, assists and shots (109)... Set a new franchise record for most assists by a defenseman in a single season... Tied for sixth among league defensemen in points and ranked fourth in assists... Led the team in power play assists (17) and tied for second in power play points (19)... Appeared in his 200th career game on Dec. 23 at BOS... Earned his 100th career point on Dec. 28 at NJ... Matched his career-high for points/assists (3A) for the second time this season on Jan. 2 at NYI... Tallied his 100th career assist on Mar. 18 vs. BUF... Earned two assists and a plus-three rating in four games for Sweden at the 2010 Winter Olympics.

**2008-09:** Recorded 32 points (5G, 27A) in 82 games for the Thrashers... Led the team with a career-high plus-14 rating and 23:31 of average ice time per game... Ranked second among team defensemen in points and assists... Earned five points (1G, 4A) during a three-game point streak from Nov. 2 - Nov. 7... Took a career-high five shots on Feb. 11 vs. CHI... Scored the first shorthanded goal of his career and added a shorthanded assist on Feb. 24 vs. COL... Recorded a three-game point streak from Mar. 12 - Mar. 16, earning five points (1G, 4A) during that stretch... Tied his career-high with three points (1G, 2A) on Mar. 28 vs. OTT... Finished the season with 20 points (4G, 16A) in his final 22 games.

**2007-08:** One of three Thrashers (Holik and Kozlov) to appear in all 82 games, recording 38 points (5G, 33A)... Set a new franchise record for the most assists by a defenseman and tied the team record for most points by a defenseman... Led the Thrashers and all NHL rookies, and established a new franchise rookie record with 24:28 of ice time per game... Ranked first in the NHL in power play ice time per game with 5:44... Led all NHL rookie defensemen in points and assists... Tied for the league lead among rookies with 22 power play assists and tied for fourth among first-year players with four power play goals... Led the Thrashers in power play assists and was second with 26 power play points... Earned his first-career point (1A) on Oct. 6 at TB... Scored his first-career NHL goal on Oct. 23 at TOR... Appeared in the 2008 NHL YoungStars Event on Jan. 26.

**EUROPEAN CAREER:** Played eight seasons with the MoDo organization, beginning with the club's Under-18 team in 1999-00. Tallied 64 points (17G, 47A) and 146 penalty minutes in 226 games over five seasons in the Swedish Elite League... **2006-07:** Tied for eighth among Swedish Elite League defensemen, led his team's defensemen and was tied for fourth overall on his team with 28 points (7G, 21A) in a career-best 55 games with MoDo... Led MoDo to the Swedish Elite League title with 12 points (1G, 11A) in 20 post-season contests... Led MoDo defensemen in goals... **2005-06:** Ranked third among MoDo defensemen with four goals and 11 points in 47 games... **2004-05:** Registered 14 points (4G, 10A) in 49 games for MoDo... Led team defensemen in assists and was tied for the lead in points... **2003-04:** Registered five points (1G, 4A) and six penalty minutes in 33 games with MoDo... **2002-03:** Recorded six points (1G, 5A) in 42 games with MoDo during his first Swedish Elite League season... Named the Swedish Elite League Rookie of the Year.

**INTERNATIONAL CAREER:** Has represented Sweden in international competition six times... Played in four games during the 2010 Winter Olympics in Vancouver, tallying two assists and a plus-three rating... Appeared in two games with Sweden during the 2009 IIHF World Championships before suffering an injury... Helped Sweden to a fourth-place finish with a 6-3-0 record at the 2007 World Championships in Moscow... Recorded two assists in nine games... Member of the Swedish team at the 2004 World Junior Championships in Finland and tallied two assists in six games... Played for Sweden at the 2003 World Junior Championships... Member of the Swedish team at the 2002 Under-18 World Championships.

**CAREER TRANSACTIONS:** Selected by Atlanta in the eighth round, 239th overall, in the 2003 NHL Entry Draft.

## CAREER HIGHLIGHTS

**First NHL Game:** 10/5/07 vs. WSH

**First NHL Goal:** 10/23/07 at TOR (Toskala)

**First NHL Assist:** 10/6/07 at TB

**Most Goals, Game:** 2 (2x), last - 12/30/10 vs. BOS

**Most Assists, Game:** 3 (4x), last - 1/2/11 at MTL

**Most Points, Game:** 4, 12/20/10 at TOR (2G, 2A)

**Most Penalty Minutes, Game:** 6, 12/26/10 vs. TB

**Most Shots, Game:** 6 (4x), last - 2/14/12 vs. NYI

**Most Time On Ice, Game:** 33:39, 3/7/08 vs. MIN

**Longest Point Scoring Streak:** 6 games (2x), last - 1/2/11-1/15/11 (1G, 8A)

**Longest Goal Scoring Streak:** 3 games, 1/16/12-1/19/12 (3G)

**Longest Assist Streak:** 6 games, 12/12/09-12/21/09 (9A)

**Hat Tricks:** None

**Multiple-Point Games:** 37 (1, 4-point; 6, 3-point; 30, 2-point)

**Penalty Shots:** 0-0, 0.0%

**Shootout Attempts:** 0-1, 0.0%

## CAREER STATISTICS

Year	Team	League	GP	G	A	PTS	REGULAR SEASON							PLAYOFFS				
							PIM	+/-	PP	SH	GW	S	ATOI	GP	G	A	PTS	PIM
1999-00	MoDo	Sweden U-18	3	0	0	0	0	-	-	-	-	-	-	-	-	-	-	-
2000-01	MoDo	Sweden U-18	16	7	6	13	18	-	-	-	-	-	-	-	-	-	-	-
	MoDo	Sweden Jr.	1	0	0	0	0	-	-	-	-	-	-	-	-	-	-	-
2001-02	MoDo	Sweden Jr.	21	1	7	8	10	-	-	-	-	-	-	2	1	1	2	2
2002-03	MoDo	Sweden Jr.	7	4	6	10	31	-	-	-	-	-	-	-	-	-	-	-
	MoDo	Sweden	42	1	5	6	16	-	-	-	-	-	-	6	0	1	1	4
2003-04	MoDo	Sweden	33	1	4	5	6	-	-	-	-	-	-	6	1	1	2	2
2004-05	MoDo	Sweden	49	4	10	14	24	-	-	-	-	-	-	2	0	0	0	0
2005-06	MoDo	Sweden	47	4	7	11	48	-	-	-	-	-	-	4	0	1	1	25
2006-07	MoDo	Sweden	55	7	21	28	52	-	-	-	-	-	-	20	1	11	12	37
2007-08	Atlanta	NHL	82	5	33	38	42	-5	4	0	0	105	24:28	-	-	-	-	-
2008-09	Atlanta	NHL	82	5	27	32	52	14	2	1	1	86	23:31	-	-	-	-	-
2009-10	Atlanta	NHL	82	6	44	50	30	-5	2	0	0	109	22:16	-	-	-	-	-
2010-11	Atlanta	NHL	72	10	41	51	54	-10	6	0	0	113	23:41	-	-	-	-	-
2011-12	Winnipeg	NHL	62	6	27	33	38	6	2	0	1	94	23:50	-	-	-	-	-
<b>NHL Totals (5 seasons)</b>			<b>380</b>	<b>32</b>	<b>172</b>	<b>204</b>	<b>216</b>	<b>0</b>	<b>16</b>	<b>1</b>	<b>2</b>	<b>507</b>		-	-	-	-	-
<b>Jets Totals (5 seasons)</b>			<b>380</b>	<b>32</b>	<b>172</b>	<b>204</b>	<b>216</b>	<b>0</b>	<b>16</b>	<b>1</b>	<b>2</b>	<b>507</b>		-	-	-	-	-





## RON HAINSEY DEFENCE

HEIGHT: 6-3 WEIGHT: 205

SHOOTS: LEFT

BORN: MARCH 24, 1981

BOLTON, CONNECTICUT  
USA

### CAREER VS NHL

TEAM	GP	G	A	PTS
ANAHEIM	15	1	7	8
BOSTON	17	0	3	3
BUFFALO	20	0	5	5
CALGARY	15	1	3	4
CAROLINA	24	1	7	8
CHICAGO	26	1	11	12
COLORADO	16	0	3	3
COLUMBUS	5	0	2	2
DALLAS	14	0	1	1
DETROIT	25	5	7	12
EDMONTON	15	1	7	8
FLORIDA	25	0	4	4
LOS ANGELES	13	1	6	7
MINNESOTA	15	2	3	5
MONTREAL	17	2	7	9
NASHVILLE	28	2	4	6
NEW JERSEY	17	2	3	5
N.Y. ISLANDERS	20	0	2	2
N.Y. RANGERS	18	1	4	5
OTTAWA	17	3	7	10
PHILADELPHIA	17	2	9	11
PHOENIX	15	0	4	4
PITTSBURGH	20	0	2	2
SAN JOSE	14	0	4	4
ST. LOUIS	28	4	8	12
TAMPA BAY	24	1	5	6
TORONTO	20	1	7	8
VANCOUVER	16	2	5	7
WASHINGTON	25	1	4	5
WINNIPEG	3	0	1	1
<b>TOTALS</b>	<b>544</b>	<b>34</b>	<b>145</b>	<b>179</b>

**2011-12:** Tallied 10 points (10A) in 56 games for the Jets... Played his first game as a Winnipeg Jet on Oct. 9 vs. MTL (1-5L)... Recorded two assists and led Jets in TOI (22:50) on Oct. 13 at CHI (3-4L)... Did not dress on Oct. 19 at TOR (3-4SOL) marking the end of his streak of 155 straight games played... Appeared in his first game back from injury and logged 23:34 of ice-time on Nov. 23 at WSH (3-4OTL)... Activated from Injured Reserve on Dec. 13... Played in his 500th NHL game on Dec. 27 at COL (4-1W).

**2010-11:** Led the team and ranked tied for 10th in the league with 171 blocked shots, while appearing in all 81 games for the Thrashers... Recorded his first point of the season (assist) in a Thrashers 6-4 victory at NYR on Oct. 27... Scored his first goal of the season and contributed with a multiple-point game (1G, 1A) and a plus-4 rating vs. NJ on Dec. 18... Posted points in back-to-back games from Dec. 18 - Dec. 20... Scored his first two career game-winning goals in overtime on Feb. 27 vs. TOR and Mar. 12 at PHI.

**2009-10:** Tallied 26 points (5G, 21A) in 80 games... Ranked third among Thrashers defensemen in points and assists... Led the team with 148 blocked shots... Earned the 100th assist of his career on Oct. 29 vs. WSH... Appeared in his 400th career NHL game on Mar. 12 vs. NYR... Earned eight points (2G, 6A) over an eight-game stretch from Mar. 12 - Mar. 25, including tying his career-high with three points and two assists on Mar. 21 at PHI... Skated in a career-high 30:19 of ice time on Apr. 3 at PIT.

**2008-09:** Earned a career-high 39 points (6G, 33A) in 81 games during his first season with the Thrashers... Led team defensemen in points and assists, and ranked second in goals... Recorded two points (1G, 1A) and led the team with 23:53 of ice time in his Atlanta debut on Oct. 10 vs. WSH... Scored a career-high two goals and career-high tying three points, including his 100th career point, on Dec. 2 at MTL... Appeared in his 300th career game on Feb. 10 at TB... Set a new career-best with his 26th assist on Feb. 28 vs. CAR.

**2007-08:** Recorded 32 points (8G, 24A) in 78 games with the Columbus Blue Jackets... Led team defensemen in goals, assists, points and power play goals (8)... Tied for sixth among NHL defensemen in power play goals... Ranked fourth on Columbus in assists and points... Was second on the team in power play goals and average time on ice (22:23)... Set career-highs in power play goals and shots on goal (161)... Tallied the 50th assist of his NHL career on Nov. 21 vs. FLA... Appeared in his 200th NHL game on Dec. 21 vs. LA.

**2006-07:** Set single-season highs in goals (9), assists (25) and points (34) in 80 games with the Blue Jackets... Led team defensemen in points, was second on the team in power play goals (7) and ranked third in time on ice (22:53)... His 34 points ranked as the second-highest total by a defenseman in Columbus history.

**2005-06:** Appeared in 22 games with Montreal's AHL affiliate, the Hamilton Bulldogs... Collected 17 points (3G, 14A) with Hamilton... Earned his 100th career AHL point (1A) in his first game of the season on Oct. 14... Claimed off waivers from Montreal on Nov. 29... Earned his first point with Columbus on Dec. 1 at STL... Had his first-career multiple-point game (2A) on Dec. 26 vs. CHI... Scored his first goal as a Blue Jacket on Jan. 27 vs. MIN.

**2004-05:** Saw action in 68 games with Hamilton (AHL), recording 23 points (9G, 14A) and 51 penalty minutes... Appeared in his 200th career AHL game on Feb. 26 vs. Manitoba... Moved into first all-time among Bulldog defensemen in power play goals (8) on Mar. 11 vs. Chicago.

**2003-04:** Appeared in 11 games with Montreal, earning two points (1G, 1A) and four penalty minutes... Scored his first-career NHL goal on Oct. 9 vs. OTT (Lalime)... Earned 31 points (7G, 24A) in 54 games with Hamilton (AHL).

**2002-03:** Registered two penalty minutes in 21 games with Montreal... Made his NHL debut on Oct. 11 vs. NYR... Finished the season with Hamilton (AHL), recording 13 points (2G, 11A) in 33 games... Earned 11 points (1G, 10A) in 23 post-season contests with the Bulldogs.

**2001-02:** Posted 31 points (7G, 24A) in 63 games with Quebec (AHL) ... Played for Planet USA at the AHL All-Star Classic and recorded three assists during the game ... Selected to the AHL All-Rookie Team.

**AMATEUR CAREER:** Tallied 47 points (13G, 34A) in 63 career games with UMass-Lowell (Hockey East)... Earned 45 points (11G, 34A) in 114 games for the United States National Team Development Program... **2000-01:** Tallied 36 points (10G, 26A) in 33 games with UMass-Lowell... Led all Hockey East defensemen and was top five in the NCAA in scoring... Named an NCAA Second Team All-American and Hockey East First All-Star... Made his professional debut, playing in four games with Quebec (AHL), scoring a goal. **1999-00:** Collected 11 points (3G, 8A) in 30 games as a freshman at UMass-Lowell... Was selected to the Hockey East All-Rookie Team.

**INTERNATIONAL CAREER:** Has represented the United States at four international tournaments, the 2009 World Championships, the 2001 and 2000 World Junior Championships and the 1999 Under-18 World Junior Championships.

**CAREER TRANSACTIONS:** Selected by Montreal in the first round, 13th overall, of the 2000 NHL Entry Draft ... Claimed by Columbus off waivers from Montreal on Nov. 29, 2005 ... Signed by the Thrashers as a free agent on July 2, 2008.

## CAREER HIGHLIGHTS

**First NHL Game:** 10/11/02 at NYR

**First NHL Goal:** 10/9/03 at OTT (Lalime)

**First NHL Assist:** 11/11/03 vs. CBJ

**Most Goals, Game:** 2, 12/2/08 at MTL

**Most Assists, Game:** 2 (14x), last - 10/13/11 at CHI

**Most Points, Game:** 3 (3x), last - 3/21/10 at PHI (16, 2A)

**Most Penalty Minutes, Game:** 17, 4/7/07 vs. ANA

**Most Shots, Game:** 6 (3x), last - 1/2/09 vs. VAN

**Most Time On Ice, Game:** 30:19, 4/3/10 at PIT

**Longest Point Scoring Streak:** 6 games, 11/16/07-11/26/07 (1G, 6A)

**Longest Goal Scoring Streak:** 2 games, 10/5/07-10/6/07 (2G)

**Longest Assist Streak:** 5 games, 11/16/07-11/24/07 (6A)

**Hat Tricks:** None

**Multiple-Point Games:** 25 (3, 3-point; 22, 2-point)

**Penalty Shots:** 0-0, 0.0%

**Shootout Attempts:** 0-1, 0.0%

## CAREER STATISTICS

Year	Team	League	REGULAR SEASON											PLAYOFFS			
			GP	G	A	PTS	PIM	+/-	PP	SH	GW	S	ATOI	GP	G	A	PTS
1997-98	USNTDP	U-17	18	2	7	9	28	-	-	-	-	-	-	-	-	-	-
	USNTDP	USHL	3	0	0	0	0	-	-	-	-	-	-	-	-	-	-
	USNTDP	NAHL	40	4	7	11	16	-	-	-	-	-	5	0	1	1	0
1998-99	USNTDP	USHL	48	5	12	17	45	-	-	-	-	-	-	-	-	-	-
1999-00	UMass-Lowell	H-East	30	3	8	11	20	-	-	-	-	-	-	-	-	-	-
2000-01	UMass-Lowell	H-East	33	10	26	36	51	-	-	-	-	-	-	-	-	-	-
	Quebec	AHL	4	1	0	1	0	-	-	-	-	-	1	0	0	0	0
2001-02	Quebec	AHL	63	7	24	31	26	-	-	-	-	-	3	0	0	0	0
2002-03	Montreal	NHL	21	0	0	0	2	-1	0	0	0	12	12:25	-	-	-	-
	Hamilton	AHL	33	2	11	13	26	-	-	-	-	-	23	1	10	11	20
2003-04	Montreal	NHL	11	1	1	2	4	3	0	0	0	11	13:15	-	-	-	-
	Hamilton	AHL	54	7	24	31	35	-	-	-	-	-	10	0	5	5	6
2004-05	Hamilton	AHL	68	9	14	23	45	-	-	-	-	-	4	1	1	2	0
2005-06	Hamilton	AHL	22	3	14	17	19	-	-	-	-	-	-	-	-	-	-
	Columbus	NHL	55	2	15	17	43	13	1	0	0	81	17:47	-	-	-	-
2006-07	Columbus	NHL	80	9	25	34	69	-19	7	0	0	136	22:53	-	-	-	-
2007-08	Columbus	NHL	78	8	24	32	25	-7	8	0	0	161	22:23	-	-	-	-
2008-09	Atlanta	NHL	81	6	33	39	32	-16	4	0	0	148	22:22	-	-	-	-
2009-10	Atlanta	NHL	80	5	21	26	39	-6	0	0	0	121	22:08	-	-	-	-
2010-11	Atlanta	NHL	82	3	16	19	24	3	0	0	2	83	18:05	-	-	-	-
2011-12	Winnipeg	NHL	56	0	10	10	23	9	0	0	0	57	21:05	-	-	-	-
<b>NHL Totals (9 seasons)</b>			<b>544</b>	<b>34</b>	<b>145</b>	<b>179</b>	<b>261</b>	<b>-21</b>	<b>20</b>	<b>0</b>	<b>2</b>	<b>810</b>	-	-	-	-	-
<b>Jets Totals (4 seasons)</b>			<b>299</b>	<b>14</b>	<b>80</b>	<b>94</b>	<b>118</b>	<b>-10</b>	<b>4</b>	<b>0</b>	<b>2</b>	<b>409</b>	-	-	-	-	-







## OLLI JOKINEN CENTRE

**HEIGHT: 6-3      WEIGHT: 210**  
**SHOOTS: LEFT**  
**BORN: DECEMBER 5, 1978**  
**KUOPIO, FINLAND**

### CAREER VS NHL

TEAM	GP	G	A	PTS
ANAHEIM	28	6	13	19
BOSTON	38	14	12	26
BUFFALO	37	9	11	20
CALGARY	17	5	7	12
CAROLINA	55	20	37	57
CHICAGO	27	8	13	21
COLORADO	31	10	14	24
COLUMBUS	24	4	10	14
DALLAS	34	10	8	18
DETROIT	28	9	5	14
EDMONTON	36	4	17	21
FLORIDA	9	3	3	6
LOS ANGELES	25	6	5	11
MINNESOTA	28	8	7	15
MONTREAL	41	11	18	29
NASHVILLE	28	4	17	21
NEW JERSEY	40	9	9	18
N.Y. ISLANDERS	35	8	14	22
N.Y. RANGERS	36	7	7	14
OTTAWA	41	11	28	29
PHILADELPHIA	43	10	8	18
PHOENIX	26	8	4	12
PITTSBURGH	43	18	18	36
SAN JOSE	29	10	7	17
ST. LOUIS	30	4	10	14
TAMPA BAY	54	26	17	24
TORONTO	42	15	18	33
VANCOUVER	30	2	6	23
WASHINGTON	54	16	17	33
WINNIPEG	54	17	31	48
<b>TOTALS</b>	<b>1042</b>	<b>292</b>	<b>391</b>	<b>683</b>

**2011-12:** Netted his first goal of the season on opening night Oct. 8... Had points (1G, 4A) in the first five games of the season with an assist on Oct. 18... Played his 1,000th career game on Jan. 1... Registered his seventh career hat-trick and added an assist on Feb. 8... Hit the 50 point plateau for the eighth consecutive season with the game tying goal against his former team (PHX) on Feb. 23... Played in all 82 games in 2011-12, marking the sixth time he's played the entire season in his NHL career... **2010-11:** Third on the Flames in assists (37) and points (54)... Scored his first goal of the season and added an assist on Oct. 28... Played in his 900th career game on Nov. 26... Had his fifth multi-point game with a pair of assists on Jan. 11... Scored the game-winner in the shootout on Jan. 15... Had a pair of assists on Jan. 17... **2009-10:** Earned 35 points (11G, 24A) to go along with 53 penalty minutes in 56 games as a Flame... Played in his 800th career game Oct. 1 vs. VAN... Earned his 300th career NHL assist Dec. 28 at EDM... Traded to the NYR on Feb. 1... Notched overtime goal, his 250th career NHL goal, and added an assist Feb. 12 at PIT... **2008-09:** Recorded a goal and an assist in his Coyotes debut on Oct. 11 vs. CBJ... Returned from the IR and scored two goals on Dec. 10 at DAL... Notched his sixth career hat trick on Feb. 21 at LAK... Traded to the Flames on Mar. 4... Played in his first career NHL playoff game on Apr. 16 at CHI... Registered his first playoff point (assist) on Apr. 18 at CHI... Scored his first two playoff goals, added an assist for a three point night and was a team high +4, on Apr. 22 vs. CHI... **2007-08:** Appeared in all 82 games for Florida, recording 71 points (34G, 37A) and 67 PIM... Led the Panthers in goals (34), assists (37), and points (71)... Ranked third in the NHL in power-play goals (18) and shots (341)... Was the team's leading scorer for the fifth straight season... Served as Florida's team captain for fourth consecutive season... Became the franchise's all-time leader in goals (188), assists (231), points (419) and consecutive games played (376)... Played in his 700th career NHL game vs. NYR on Mar. 14... **2006-07:** Completed his ninth NHL season, sixth with Florida and served as team captain for the third consecutive year... Recorded 91 points (39G, 52A) and 78 PIM... Was one of six Panthers to play in all 82 games... Led the team in GWG (8), and posted career-highs to lead the team in goals (39), assists (52) and points (91)... Was one of only three NHL players to record three hat-tricks during the season... Scored a goal and an assist Oct. 6 vs. BOS to surpass 300 points in his career... **2005-06:** Led the team and posted career-highs in goals scored (38), assists (51), points (89), PPG (14) and GWG (9)... Led the NHL with four OT goals, and was third in the NHL with nine GWG... **2004-05:** Appeared in 14 contests with HIFK-Helsinki (Finland), recording 17 points (9G, 8A) and 10 PIM... Skated in eight games with Kloten (Swiss), collecting 17 points (6G, 1A) with 14 PIM... Appeared in 23 games with Sodertalje (Sweden), and posted 22 points (13G, 9A) and 52 PIM... **2003-04:** Completed his seventh NHL season, fourth with Florida, posting 28 goals, a career-high 32 assists and 58 points with 81 PIM in 82 games... Served as the team captain - his first NHL captaincy... Led all Finnish-born NHL players in scoring... Led club in goals (26), assists (32), points (58), PPG (8), SHG (2) and GWG (8)... Ranked second among all NHL forwards in TOI/game (22:34)... One of two Panthers (Lyle Odelein) to appear in all 82 games... **2002-03:** Completed his sixth NHL season, third with Florida, posting 65 points (36G, 29A) and 79 PIM in 81 games... **2001-02:** Registered 29 points (9G, 20A) and career-high 106 penalty minutes in 80 games with Florida... **2000-01:** Recorded 16 points (6G, 10A) with career-high 106 penalty minutes in 78 games with Florida... Played in 200th career NHL game Jan. 20 at PHI... **1999-00:** Played all 82 games for the Islanders, collecting 21 points (11G, 10A)... Played in his 100th NHL game at OTT, Dec. 11... **1998-99:** Named NHL Rookie of the Month for November, posting eight points (4G, 4A) in 11 games... Recorded first NHL point Nov. 5 with an assist vs. STL... Scored first NHL goal and recorded first multi-point game (1G, 1A) Nov. 10 at CGY... **1997-98:** Made his NHL debut at PIT, Oct. 1... Assigned to HIFK in the Finnish Elite League Nov. 6 for the remainder of the season... **1996-97:** Was the youngest player on his team, HIFK, during his rookie season in the Finnish Elite League.

**INTERNATIONAL CAREER:** Tied for second on the Finnish team in goals (3) and points (4) at the 2010 Winter Olympic Games and captured a bronze medal... Recorded five points (1G, 4A) in eight games and won a bronze medal with Finland at the 2008 IIHF World Championships... Helped Finland reach the finals in the 2004 World Cup of Hockey, posting two goals and an assist in six games... Skated in seven contests with Team Finland in the 2005 IIHF World Championships, registering five points (1G, 4A)... Posted three points (1G, 2A) in seven games for host Finland at the 2003 World Championships... Collected two goals and an assist in four games with Finland at the 2002 Winter Olympics in Salt Lake City... Recorded two points (1G, 1A) in nine games with Finland at the 2002 World Championships in Sweden... Posted a goal and three assists in nine games for bronze medal-winning Finland at the 2000 World Championships in St. Petersburg, Russia... Played in the 1998 World Junior Championships in Helsinki, Finland and tied for the tournament scoring title with Jeff Farkas of the U.S., collecting 10 points (4G, 6A) in seven games for gold medal-winning Finland... Was named the First-Team All-Star Center... Represented Finland in the 1997 World Championships, tying for second on the team in scoring with six points (4G, 2A) in eight games... Played for Finland in the 1996 World Championships, scoring five goals.

**CAREER TRANSACTIONS:** Selected by Los Angeles in the first round, third overall, in the 1997 NHL Entry Draft... Traded to New York Islanders with Josh Green, Mathieu Biron and 1st round selection (Taylor Pyatt) for Zigmund Palffy, Bryan Smolinski, Marcel Cousineau and 4th round selection (previously acquired from the New Jersey Devils - Daniel Johansson) on June 19, 1999... Traded to Florida with Roberto Luongo for Mark Parrish and Oleg Kvasha on June 24, 1999... Traded to Phoenix Coyotes for Keith Ballard and Nick Boynton on June 20, 2000... Traded with a 3rd round selection to Calgary for Ales Kotalik and Christopher Higgins on Mar. 4, 2009... Traded to the New York Rangers with Brando Prust on Feb. 1, 2010... Signed as an unrestricted free agent by the Calgary Flames on July 1, 2010... Signed as an unrestricted free agent by the Winnipeg Jets on July 1, 2012.



## CAREER HIGHLIGHTS

**First NHL Game:** 10/01/97 at PIT

**First NHL Goal:** 11/10/98 at CAL (Giguere)

**First NHL Assist:** 11/05/98 vs. STL

**Most Goals, Game:** 3 (7x), last - 2/8/12 at SJS

**Most Assists, Game:** 4, 3/17/07 vs. NYI

**Most Points, Game:** 6, 3/17/07 vs. NYI (2G, 4A)

**Most Penalty Minutes, Game:** 21, 11/11/03 vs. TB

**Most Shots, Game:** 13, 1/27/06 vs. NJ

**Most Time On Ice, Game:** 28:55, 11/26/03 vs. NYR

**Longest Point Scoring Streak:** 10 games, 12/13/05-1/1/06 (6G, 10A)

**Longest Goal Scoring Streak:** 5 games (2x), last - 2/2/08-2/10/08 (5G)

**Longest Assist Streak:** 8 games, 12/17/05-1/1/06 (8A)

**Hat Tricks:** 7, last - 2/8/012 at SJS (3G, 1A)

**Multiple-Point Games:** 166 (7, 4-point; 40, 3-point; 119, 2-point)

**Penalty Shots:** 1-2, 50.0%, last - 2/11/11 vs. ANA (McElhinney) - no goal

**Shootout Attempts:** 18-49, 36.7%

## CAREER STATISTICS

Year	Team	League	GP	G	A	PTS	REGULAR SEASON							PLAYOFFS				
							PIM	+/-	PP	SH	GW	S	ATOI	GP	G	A	PTS	PIM
1995-96	KalPa Kuopio	SM-ligga	15	1	1	2	2	-	-	-	-	-	-	-	-	-	-	-
1996-97	HIFK Helsinki	SM-ligga	50	14	27	41	88	14	-	-	-	-	-	-	-	-	-	-
1997-98	HIFK Helsinki	SM-ligga	30	11	28	39	32	0	-	-	-	-	-	9	7	2	9	2
1998-99	Los Angeles	NHL	8	0	0	0	6	-5	0	0	0	12	14:32	-	-	-	-	-
	Springfield	AHL	9	3	6	9	6	-1	-	-	-	-	-	-	-	-	-	-
	Los Angeles	NHL	66	9	12	21	44	-10	3	1	1	87	14:41	-	-	-	-	-
1999-00	New York Islanders	NHL	82	11	10	21	80	0	1	2	3	138	16:14	-	-	-	-	-
2000-01	Florida	NHL	78	6	10	16	106	-22	0	0	0	121	13:23	-	-	-	-	-
2001-02	Florida	NHL	80	9	10	29	98	-16	3	1	0	153	18:05	-	-	-	-	-
2002-03	Florida	NHL	81	36	29	65	79	-17	13	3	6	240	22:01	-	-	-	-	-
2003-04	Florida	NHL	82	26	32	58	81	-16	8	2	8	280	22:34	-	-	-	-	-
2004-05	Kloten	Swiss-A	8	6	1	7	14	-	-	-	-	-	-	-	-	-	-	-
	Sodertalje SK	SEL	23	13	9	22	52	-5	-	-	-	-	-	-	-	-	-	-
	HIFK Helsinki	SM-ligga	14	9	8	17	10	8	-	-	-	-	-	5	2	0	2	24
	Florida	NHL	82	38	51	89	88	14	14	1	9	351	20:29	-	-	-	-	-
2006-07	Florida	NHL	82	39	52	91	78	18	9	1	8	351	20:31	-	-	-	-	-
2007-08	Florida	NHL	82	34	37	71	67	-19	18	0	5	341	19:54	-	-	-	-	-
2008-09	Phoenix	NHL	87	21	21	42	49	-5	6	2	2	169	18:09	-	-	-	-	-
	Calgary	NHL	19	8	7	15	18	-7	3	0	1	67	21:02	6	2	3	5	4
	Calgary	NHL	56	11	24	35	53	2	2	0	2	162	18:30	-	-	-	-	-
	New York Rangers	NHL	26	4	11	15	22	1	1	0	1	74	16:28	-	-	-	-	-
2010-11	Calgary	NHL	79	17	37	54	44	-17	5	0	1	208	17:46	-	-	-	-	-
2011-12	Calgary	NHL	82	23	38	61	54	-12	9	0	5	223	18:57	-	-	-	-	-
<b>NHL Totals (14 seasons)</b>			<b>1042</b>	<b>292</b>	<b>391</b>	<b>683</b>	<b>967</b>	<b>-111</b>	<b>95</b>	<b>13</b>	<b>52</b>	<b>2977</b>		<b>6</b>	<b>2</b>	<b>3</b>	<b>5</b>	<b>4</b>
<b>Jets Totals (0 seasons)</b>			<b>0</b>	<b>0</b>	<b>0</b>	<b>0</b>	<b>0</b>	<b>0</b>	<b>0</b>	<b>0</b>	<b>0</b>	<b>0</b>		<b>-</b>	<b>-</b>	<b>-</b>	<b>-</b>	<b>-</b>





## EVANDER KANE CENTRE

**HEIGHT: 6-2      WEIGHT: 193**  
**SHOOTS: LEFT**  
**BORN: AUGUST 2, 1991**  
**VANCOUVER, BRITISH COLUMBIA**  
**CANADA**

### CAREER VS NHL

TEAM	GP	G	A	PTS
ANAHEIM	3	0	2	2
BOSTON	10	4	2	6
BUFFALO	11	1	2	3
CALGARY	2	1	2	3
CAROLINA	13	5	6	11
CHICAGO	3	2	1	3
COLORADO	5	3	2	5
COLUMBUS	3	0	0	0
DALLAS	3	1	0	1
DETROIT	3	0	2	2
EDMONTON	3	1	1	2
FLORIDA	16	6	4	10
LOS ANGELES	3	3	1	4
MINNESOTA	4	3	1	4
MONTREAL	11	1	5	6
NASHVILLE	4	0	1	1
NEW JERSEY	12	4	2	6
N.Y. ISLANDERS	12	1	1	2
N.Y. RANGERS	9	4	3	7
OTTAWA	11	3	2	5
PHILADELPHIA	9	3	7	10
PHOENIX	3	0	2	2
PITTSBURGH	10	1	3	4
SAN JOSE	3	2	0	2
ST. LOUIS	5	1	3	4
TAMPA BAY	15	3	4	7
TORONTO	9	2	0	2
VANCOUVER	3	0	1	1
WASHINGTON	15	8	3	11
WINNIPEG	0	0	0	0
<b>TOTALS</b>	<b>213</b>	<b>63</b>	<b>63</b>	<b>126</b>

**2011-12:** Tallied a career-high 57 points (30G, 27A) after 74 games with the Jets... Played his first game as a Winnipeg Jet on Oct. 9 vs. MTL (1-5L)... Scored his first goal as a Jet on Oct. 22 vs. CAR (5-3W)... Scored two goals, his first multi-goal game of the season on Oct. 31 at FLA (4-3SOW)... Attempted and missed a penalty shot on Nov. 3 at NYI (3-0W)... Scored the game-winner in overtime on Dec. 29 vs. LAK (1-0 OTW)... Earned his 100th NHL point with an assist on Jan. 7 at BUF (2-1 OTW)... Scored two goals, added an assist, and notched the shootout winner on Feb. 16 at MIN (4-3SOW)... Scored two goals and added two assists for a four-point night on Mar. 1 vs. FLA (7-0W)... Played in his 200th NHL game and scored a goal on Mar. 9 at CGY (3-5L)... Scored his 30th goal of the season on Apr. 3 vs. FLA (5-4OTW)... At 20 years old, the NHL's youngest 30-goal scorer in 2011-12.

**2010-11:** Ranked third on the team with 19 goals and second with 228 shots on goal... Led the team with 153 hits... Had a four-game point streak (3G, 2A) from Oct. 23 - Oct. 30... Registered an assist in his 100th career NHL game on Dec. 21 vs. St. Louis... Tied a career-high with three points (2G, 1A) on Feb. 11 vs. NYR, scoring the game-tying and game-winning goals in the third period.

**2009-10:** Recorded 26 points (14G, 12A) in 66 games during his rookie season... Tied for third on the team with three game-winning goals... Ranked seventh among league rookies in goals and was tied for 12th in points... Made his NHL debut and earned his first career point (1A) on Oct. 3 vs. TB... Scored his first career goal, the game-winning tally, on Oct. 8 at STL... Recorded five points (3G, 2A) over his first eight games from Oct. 3 - Oct. 24... Missed 15 games with a foot injury from 3/7-4/3.

**2008-09:** Tallied 96 points (48G, 48A) and a plus-51 rating in 61 games with the Vancouver Giants of the Western Hockey League... Set career-highs in points, goals, assists, power play goals (23)... Led the WHL in power play goals, ranked second in goals and game-winning goals (10), and was fourth overall in points... Was named to the WHL Western Conference First All-Star Team and appeared in the CHL Top Prospects Game... Began the season with points in 22 consecutive games, posting 38 points (15G, 23A), including a career-high five points (3G, 2A) on Oct. 10 vs. Kelowna... Recorded his third hat trick of the season and added one assist on Jan. 21 at Kelowna... Recorded a 10-game point streak from Feb. 7 - Feb. 25, earning 17 points (8G, 9A) during that span... Tallied his fourth hat trick of the season on Feb. 21 at Kamloops... Added 15 points (7G, 8A) in 17 WHL post-season games.

**2007-08:** Posted 41 points (24G, 17A) in a career-high 65 games during his first full-season with the Giants... Was nominated for the WHL Rookie of the Year Award... Recorded two assists in his season-debut on Sept. 21 at Portland... Scored his first goal of the season on Sept. 26 at Kelowna and earned his first-career two-goal game the next night vs. Kelowna... Recorded his first-career playoff point (1A) on Mar. 26 at Chilliwack and scored his first-career playoff goal on Apr. 4 at Spokane.

**2006-07:** Scored one goal in eight games with Vancouver after joining the team from the Greater Vancouver Canadians of the BC Hockey Major Midget League... Made his WHL debut on Dec. 13 vs. Seattle... Scored his first-career WHL goal on Mar. 18 at Chilliwack... Appeared in five playoff games, en route to winning the 2007 Memorial Cup Championship... Made his WHL post-season debut on Mar. 27 at Chilliwack.

**INTERNATIONAL CAREER:** Participated in the 2011 IIHF World Championships, posting two assists in seven games... Participated in the 2010 IIHF World Championships, posting four points (2G, 2A) in seven games... Represented Canada at the 2009 World Junior Championship in Ottawa, Ontario, recording six points (2G, 4A) in six games while helping his team to a Gold Medal... Helped lead Canada's Under-18 team to the Gold Medal at the 2008 Ivan Hlinka Memorial Tournament in Slovakia, recording four points (1G, 3A) in four games.

**CAREER TRANSACTIONS:** Selected by Atlanta in the first round, fourth overall, of the 2009 NHL Entry Draft.

## CAREER HIGHLIGHTS

**First NHL Game:** 10/3/09 vs. TB

**First NHL Goal:** 10/8/09 vs. STL (Mason)

**First NHL Assist:** 10/3/09 vs. TB

**Most Goals, Game:** 2 (11x), last - 3/1/12 vs. FLA

**Most Assists, Game:** 2 (3x), last - 3/1/12 vs. FLA

**Most Points, Game:** 4, 3/1/12 vs. FLA (2G, 2A)

**Most Penalty Minutes, Game:** 10, 12/10/10 vs. COL

**Most Shots, Game:** 9 (3x), last - 3/8/12 at VAN

**Most Time On Ice, Game:** 24:07, 11/5/11 at NJ

**Longest Point Scoring Streak:** 8 games, 2/16/12-3/1/12 (7G, 7A)

**Longest Goal Scoring Streak:** 3 games (2x), last - 2/19/12-2/23/12 (3G)

**Longest Assist Streak:** 3 games (3x), last - 2/25/12-3/1/12 (4A)

**Hat Tricks:** None

**Multiple-Point Games:** 26 (1, 4-point; 3, 3-point; 22, 2-point)

**Penalty Shots:** 1-4, 25.0%, last - 3/19/11 at BUF (Miller) - no goal

**Shootout Attempts:** 1-6, 16.7%

## CAREER STATISTICS

Year	Team	League	REGULAR SEASON											PLAYOFFS				
			GP	G	A	PTS	PIM	+/-	PP	SH	GW	S	ATOI	GP	G	A	PTS	PIM
2006-07	Vancouver	WHL	8	1	0	1	11	-	-	-	-	-	-	5	0	0	0	0
2007-08	Vancouver	WHL	65	24	17	41	66	-	-	-	-	-	-	10	1	2	3	8
2008-09	Vancouver	WHL	61	48	48	96	89	-	-	-	-	-	-	17	7	8	15	45
2009-10	Atlanta	NHL	66	14	12	26	62	2	0	1	3	127	13:59	-	-	-	-	-
2010-11	Atlanta	NHL	73	19	24	43	68	-12	4	0	2	234	17:51	-	-	-	-	-
2011-12	Winnipeg	NHL	74	30	27	57	53	11	6	0	4	287	17:31	-	-	-	-	-
<b>NHL Totals (3 seasons)</b>			<b>213</b>	<b>63</b>	<b>63</b>	<b>126</b>	<b>183</b>	<b>1</b>	<b>10</b>	<b>1</b>	<b>9</b>	<b>648</b>		-	-	-	-	-
<b>Jets Totals (3 seasons)</b>			<b>213</b>	<b>63</b>	<b>63</b>	<b>126</b>	<b>183</b>	<b>1</b>	<b>10</b>	<b>1</b>	<b>9</b>	<b>648</b>		-	-	-	-	-





## ANDREW LADD

### LEFT WING

HEIGHT: 6-2 WEIGHT: 195

SHOOTS: LEFT

BORN: DECEMBER 12, 1985

MAPLE RIDGE, BRITISH COLUMBIA  
CANADA

### CAREER VS NHL

TEAM	GP	G	A	PTS
ANAHEIM	11	2	3	5
BOSTON	22	7	4	11
BUFFALO	14	3	4	7
CALGARY	12	3	7	10
CAROLINA	15	6	3	9
CHICAGO	2	0	1	1
COLORADO	14	6	6	12
COLUMBUS	18	2	6	8
DALLAS	13	6	2	8
DETROIT	18	7	5	12
EDMONTON	13	1	9	10
FLORIDA	27	7	10	17
LOS ANGELES	11	0	3	3
MINNESOTA	13	2	5	7
MONTREAL	19	3	3	6
NASHVILLE	18	4	5	9
NEW JERSEY	20	3	4	7
N.Y. ISLANDERS	15	4	2	6
N.Y. RANGERS	19	3	4	7
OTTAWA	16	2	3	5
PHILADELPHIA	16	8	3	11
PHOENIX	14	5	4	9
PITTSBURGH	16	2	6	8
SAN JOSE	12	6	4	10
ST. LOUIS	17	2	8	10
TAMPA BAY	23	4	7	11
TORONTO	17	7	2	9
VANCOUVER	12	2	2	4
WASHINGTON	30	11	11	22
WINNIPEG	17	2	2	4
<b>TOTALS</b>	<b>484</b>	<b>120</b>	<b>138</b>	<b>258</b>

**2011-12:** Tallied 50 points (28G, 22A) after 82 games with the Jets... Played his first game as a Winnipeg Jet on Oct. 9 vs. MTL (1-5L)... Scored first goal with the Jets on Oct. 15 at PHO (1-4L)... Earned an assist in his 100th franchise game on Nov. 17 vs. WSH (4-1W)... Scored his 100th career NHL goal on Nov. 25 at CAR (3-1W)... Scored a pair of goals to extend his point streak to three games on Feb. 21 vs. PHI (4-50TL)... Scored a pair of goals and recorded an assist on Feb. 23 vs. TB (4-3W)... Scored two goals, the second his 100th with the Jets franchise, on Mar. 14 vs. DAL (5-2W)... Scored his 25th of the season, the overtime winner, on Mar. 30 at CAR (4-30TW)... scored two goals, including the overtime winner, on Apr. 3 at FLA (5-40TW)... Ended season as only Jet to play all 82 games in 2011-12.

**2010-11:** Led the team with a career-high 58 points and 28 goals, and ranked third with 30 assists... Led Thrashers forwards with 20:04 of average ice time... Also had a six-game scoring streak (3G, 5A) from Oct. 15 - Oct. 27... Named eighth captain in Thrashers history on Nov. 18... Notched 17 points (6G, 11A) in 16 games from Nov. 6 - Dec. 10... Posted a career-high tying six-game scoring streak (4G, 3A) from Jan. 2 - Jan. 15... Posted a career-high four-game goal streak (5G) from Feb. 7 - Feb. 23... Scored two unassisted goals on Feb. 13 vs. CAR.

**2009-10:** Tallied 38 points (17G, 21A) in all 82 games for the Chicago Blackhawks... One of five Chicago players to appear in all 82 games... Set a career-high and tied for seventh on the team in goals... Skated in his 300th career game on Feb. 14 at CBJ... Registered a three-game point streak (4G, 1A) from Mar. 5 - Mar. 10, including his first-career NHL hat trick on Mar. 7 vs. DET... Added six points (3G, 3A) in 19 post-season games, while helping the Blackhawks capture the Stanley Cup Championship... Registered a three-game point streak (1G, 2A) from Jun. 4 - Jun. 9, including one goal in the Stanley Cup clinching win on Jun. 9 at PHI.

**2008-09:** Recorded a career-high 49 points (15G, 34A) while appearing in all 82 games for the Blackhawks... Chicago posted a 12-0-1 record when he scored a goal... Ranked second among team forwards and third overall with a plus-26 rating... Appeared in his 200th career NHL game on Jan. 17 vs. STL... Added four points (3G, 1A) in 17 Stanley Cup Playoff games... Tallied a post-season high two points (1G, 1A), including the game-winning goal in Game Four of the Western Conference Semifinals on May 7 vs. VAN.

**2007-08:** Recorded 30 points (14G, 16A) in 63 games, splitting time between Carolina and Chicago... Appeared in 43 games with the Hurricanes, tallying 18 points (9G, 9A) ... Appeared in two American Hockey League games with Albany, scoring one goal... Traded to the Blackhawks for Tuomo Ruutu on Feb. 26 and made his Chicago debut on Feb. 27 vs. PHX... Scored his first goal in a Blackhawks uniform on Feb. 28 at DAL and earned points in three straight games (2G, 1A) from Feb. 28 - Mar. 4.

**2006-07:** Earned 21 points (11G, 10A) in 65 games with the Hurricanes... Ranked seventh on the team in goals... Scored goals in back-to-back games on Nov. 24 and Nov. 28... Scored a season-high two goals, including the game-winner, on Mar. 24 vs. SJ.

**2005-06:** Made his NHL debut, tallying 11 points (6G, 5A) in 29 games with Carolina... Recorded 19 points (11G, 8A) in 25 AHL games with Lowell... Appeared in his first career NHL game on Nov. 20 vs. TB... Scored his first career NHL goal on Nov. 25 vs. TOR... Added five points (2G, 3A) in 17 post-season games, while helping the Hurricanes capture the Stanley Cup Championship... Earned his first career Stanley Cup Playoff point (1A) on Apr. 24 vs. MTL... Scored his first post-season goal on May 26 at BUF... Tallied his first post-season game-winning goal in Game Two of the Stanley Cup Finals on Jun. 7 vs. EDM.

**AMATEUR CAREER:** Registered 120 points (49G, 71A) in 137 career Western Hockey League games with Vancouver and Calgary from 2001 to 2005... Added 18 points (8G, 10A) in 19 WHL post-season games... **2004-05:** Posted 45 points (19G, 26A) in 65 games with Calgary... Ranked third on the team in points and goals, and was fourth in assists... Tallied 11 points (7G, 4A) in 12 post-season games... **2003-04:** Earned 75 points (30G, 45A) in 71 games with Calgary... Led the team in goals and points, and ranked second in assists... Tallied seven points (1G, 6A) in seven WHL playoff games... **2002-03:** Collected 55 points (15G, 40A) in 58 games with Coquitlam of the British Columbia Hockey League... **2001-02:** Made his WHL debut, appearing in one game with the Vancouver Giants.

**INTERNATIONAL CAREER:** Participated in the 2011 IIHF World Championships and named an alternate captain for Team Canada... Appeared for Canada at the 2005 World Junior Championship, tallying seven points (3G, 4A) in six games.

**CAREER TRANSACTIONS:** Selected by Carolina in the first round, fourth overall, of the 2004 NHL Entry Draft ... Acquired by Chicago from Carolina for Tuomo Ruutu on Feb. 26, 2008 ... Acquired by the Thrashers from Chicago for Ivan Vishnevskiy and a second-round selection in the 2011 NHL Entry Draft on July 1, 2010.

# CAREER HIGHLIGHTS

**First NHL Game:** 11/20/05 vs. TB

**First NHL Goal:** 11/25/05 vs. TOR (Tollqvist)

**First NHL Assist:** 1/23/06 vs. MTL

**Most Goals, Game:** 3, 3/7/10 vs. DET

**Most Assists, Game:** 3 (2x), last - 12/16/08 at EDM

**Most Points, Game:** 4, 12/7/08 vs. PHX (1G, 3A)

**Most Penalty Minutes, Game:** 17 (2x), last - 3/31/12 at TB

**Most Shots, Game:** 8 (3x), last - 4/14/12 vs. DAL

**Most Time On Ice, Game:** 25:05, 1/26/11 vs. WSH

**Longest Point Scoring Streak:** 6 games (3x), last- 1/2/11-1/15/11 (4G, 3A)

**Longest Goal Scoring Streak:** 4 games, 2/13/11-2/23/11 (5G)

**Longest Assist Streak:** 4 games (4x), last - 11/19/10-11/26/10 (5A)

**Hat Tricks:** 1, 3/7/10 vs. DET

**Multiple-Point Games:** 43 (1, 4-point; 6, 3-point; 36, 2-point)

**Penalty Shots:** 0-0, 0.0%

**Shootout Attempts:** 4-12, 33.3%

# CAREER STATISTICS

Year	Team	League	REGULAR SEASON											PLAYOFFS			
			GP	G	A	PTS	PIM	+/-	PP	SH	GW	S	ATOI	GP	G	A	PTS
2001-02	Port Coquitlam	Minor-BC	50	50	41	91	49	-	-	-	-	-	-	-	-	-	-
	Vancouver	WHL	1	0	0	0	0	-	-	-	-	-	-	-	-	-	-
2002-03	Coquitlam	BCHL	58	15	40	55	61	-	-	-	-	-	-	-	-	-	-
2003-04	Calgary	WHL	71	30	45	75	119	-	-	-	-	-	-	7	1	6	7
2004-05	Calgary	WHL	65	19	26	45	167	-	-	-	-	-	12	7	4	11	18
2005-06	Carolina	NHL	29	6	5	11	4	0	3	0	0	43	11:10	17	2	3	5
	Lowell	AHL	25	11	8	19	28	-	-	-	-	-	-	-	-	-	-
2006-07	Carolina	NHL	65	11	10	21	46	1	2	0	3	109	11:11	-	-	-	-
2007-08	Carolina	NHL	43	9	9	18	31	9	0	0	1	76	11:44	-	-	-	-
	Albany	AHL	2	1	0	1	4	-	-	-	-	-	-	-	-	-	-
2008-09	Chicago	NHL	20	5	7	12	4	4	1	0	0	55	14:58	-	-	-	-
	Chicago	NHL	82	15	34	49	28	26	0	0	2	195	14:23	17	3	1	4
2009-10	Chicago	NHL	82	17	21	38	67	2	0	0	1	148	13:41	19	3	3	6
2010-11	Atlanta	NHL	81	29	30	59	39	-10	9	2	2	195	20:04	-	-	-	-
2011-12	Winnipeg	NHL	82	28	22	50	64	-8	4	0	6	265	19:33	-	-	-	-
NHL Totals (7 seasons)			484	120	135	258	283	24	19	2	15	1086		53	8	7	15
Jets Totals (2 seasons)			163	57	52	109	103	-18	13	2	8	460		-	-	-	-



142807 671 - NHL/GETTY IMAGES





## BRYAN LITTLE

### CENTRE

HEIGHT: 5-11      WEIGHT: 185

SHOOTS: RIGHT

BORN: November 12, 1987

EDMONTON, ALBERTA  
CANADA

### CAREER VS NHL

TEAM	GP	G	A	PTS
ANAHEIM	4	1	2	3
BOSTON	17	5	2	7
BUFFALO	17	7	9	16
CALGARY	5	3	1	4
CAROLINA	29	9	12	21
CHICAGO	4	0	0	0
COLORADO	7	4	2	6
COLUMBUS	4	1	0	1
DALLAS	4	0	2	2
DETROIT	5	3	2	5
EDMONTON	3	1	0	1
FLORIDA	28	7	8	15
LOS ANGELES	2	1	1	2
MINNESOTA	5	2	4	4
MONTREAL	16	2	2	4
NASHVILLE	8	3	1	4
NEW JERSEY	17	0	5	5
N.Y. ISLANDERS	18	4	8	12
N.Y. RANGERS	18	4	2	6
OTTAWA	17	4	4	8
PHILADELPHIA	18	5	5	10
PHOENIX	5	2	1	3
PITTSBURGH	16	7	4	11
SAN JOSE	4	1	2	3
ST. LOUIS	5	1	1	2
TAMPA BAY	30	2	11	13
TORONTO	16	4	8	12
VANCOUVER	4	1	0	1
WASHINGTON	30	8	6	14
WINNIPEG	0	0	0	0
<b>TOTALS</b>	<b>356</b>	<b>92</b>	<b>103</b>	<b>195</b>

**2011-12:** Finished his first season in Winnipeg with 46 points (24G, 22A) in 74 games... Scored a career-high six game winning goals tying for the team lead... Tied for the team lead with six power play goals... Finished the season with a career-high average time on ice of 20:13... Ranked seventh in the NHL in faceoffs taken finishing with 1,479, winning 733 (49.6%)... Played his first game as a Winnipeg Jet on Oct. 9 vs. MTL... Recorded an assist for his first point with the Jets on Oct. 19 at TOR... Scored first and second goals with the Jets on Nov. 8 at BUF... Played in his 300th NHL game on Nov. 14 vs. TB... Recorded a career-best seven-game point streak from Nov. 29-Dec. 6 (5G, 4A)...

**2010-11:** Posted seven points (1G, 6A) during a five-game point streak from Dec. 20-28 ... Scored eight points (3G, 5A) over 10-game span from March 5-27 ... Led the team with a plus-12 rating ... Tied for the team lead with two short-handed goals.

**2009-10:** Appeared in 79 games, posting 34 points (13G, 21A) ... Set a new career-high for assists ... Recorded assists in each of the first three games (4A) from Oct. 3-10 ... Played in his 200th career game and earned his 100th career point (1A) on March 29 vs. CAR...

**2008-09:** Ranked fourth on the team with a career-high 51 points (31G, 20A) in 79 games during his second NHL season ... Tied for the team lead with 12 power play goals and ranked second in goals ... Placed third on the Thrashers with four game-winning tallies ... Set a career-high with three points (2G, 1A) in the Thrashers season-opening game on Oct. 10 vs. WSH ... Earned a career-high six-game point streak from Nov. 2-16, recording nine points (4G, 5A) in that stretch ... Recorded his first-career hat trick on Dec. 26 vs. CAR ... Appeared in the 2009 NHL Young Stars Game ... Appeared in his 100th career game on Feb. 10 at TB ... Scored his 30th goal of the season on Mar. 17 at PIT.

**2007-08:** Earned 16 points (6G, 10A) in 48 games during his first NHL season ... Became the first player in the franchise's history to score a goal in his NHL debut on Oct. 5 vs. WSH ... Registered the first assist of his career on Oct. 13 vs. NJ ... Scored a goal in his first career shootout attempt on Oct. 30 at MTL ... Re-assigned to the Chicago Wolves (AHL) on Dec. 11 ... Tallied 25 points (9G, 16A) in 34 games with the Wolves ... Recalled by the Thrashers on Feb. 26 ... Added 13 points (8G, 5A) in 24 Calder Cup Playoff games with the Wolves ... Scored his first AHL playoff goal on April 16 vs. Milwaukee.

**AMATEUR CAREER: 2006-07:** Made his AHL playoff debut with Chicago in Game Six of the West Division Finals on May 12 vs. Iowa ... Held scoreless in two post-season games with the Wolves... Tied for sixth in the OHL with 107 points (41G, 66A) in 57 games with the Colts ... Scored 10 game-winning goals to lead the Colts and tie for first in the OHL ... Led the team and tied for third in the league with six shorthanded goals ... Named the OHL Player of the Week for the week ending Oct. 10 ... Earned OHL Player of the Week award for period ending Nov. 21 ... Member of the Eastern Conference team at the 2007 OHL All-Star Classic ... **2005-06:** Tied for sixth in the OHL with a career-high 109 points (42G, 67A) in 64 games with the Colts ... Selected to play in the OHL All-Star Classic and the CHL Top Prospects Game... **2004-05:** Ranked second on the Colts with 68 points (36G, 32A) in 62 games ... Honored as the OHL Player of the Week for the week ending Feb. 27... Appeared in the OHL All-Star Classic... **2003-04:** Collected 58 points (34G, 24A) in 64 games during his rookie season with the Colts ... Led team in goals and ranked second in points... Named as OHL Rookie of the Year and was named to the OHL All-Rookie Team.

**INTERNATIONAL CAREER:** Has represented Canada in international competition on three occasions ... Led Canada to a Gold Medal at the 2007 World Junior Championships ... Helped Canada capture the Gold Medal at the 2004 World Junior Cup ... Won the Gold Medal with Team Ontario at the 2004 World Under-17 Challenge.

**CAREER TRANSACTIONS:** Selected by the Atlanta Thrashers in the first round, 12th overall, of the 2006 NHL Entry Draft.

## CAREER HIGHLIGHTS

**First NHL Game:** 10/5/07 vs. WSH

**First NHL Goal:** 10/5/07 vs. (Kolzig)

**First NHL Assist:** 10/13/07 vs. NJ

**Most Goals, Game:** 3, 12/26/08 vs. CAR

**Most Assists, Game:** 3, 3/5/12 vs. BUF

**Most Points, Game:** 3 (4x), last - 3/5/12 vs. BUF (0G, 3A)

**Most Penalty Minutes, Game:** 15, 12/23/10 at BOS

**Most Shots, Game:** 7 (2x), last - 11/8/11 at BUF

**Most Time On Ice, Game:** 25:30, 2/19/11 at EDM

**Longest Point Scoring Streak:** 7 games, 11/29/11-12/6/11 (5g, 4a)

**Longest Goal Scoring Streak:** 4 games (3x), last - 12/6/11-12/13/11 (4g)

**Longest Assist Streak:** 5 games, 10/22/10-11/3/10 (8a)

**Hat Tricks:** 1, 12/26/08 vs. CAR (3G)

**Multiple-Point Games:** 43 (4, 3-point; 39, 2-point)

**Penalty Shots:** None

**Shootout Attempts:** 8-28, 28.6%

## CAREER STATISTICS

Year	Team	League	REGULAR SEASON											PLAYOFFS			
			GP	G	A	PTS	PIM	+/-	PP	SH	GW	S	ATOI	GP	G	A	PTS
2003-04	Barrie	OHL	64	34	24	58	18	-	-	-	-	-	-	12	5	5	10
2004-05	Barrie	OHL	62	36	32	68	34	-	-	-	-	-	-	4	5	1	6
2005-06	Barrie	OHL	64	42	67	109	99	-	-	-	-	-	-	14	8	15	23
2006-07	Barrie	OHL	57	41	66	107	77	-	-	-	-	-	-	8	4	5	9
	Chicago	AHL	-	-	-	-	-	-	-	-	-	-	-	2	0	0	0
2007-08	Atlanta	NHL	48	6	10	16	18	-2	2	0	1	76	15:36	-	-	-	-
	Chicago	AHL	34	9	16	25	10	-	-	-	-	-	-	24	8	4	12
2008-09	Atlanta	NHL	79	31	20	51	24	-5	12	0	4	172	16:55	-	-	-	-
2009-10	Atlanta	NHL	79	13	21	34	20	-6	3	0	1	165	15:45	-	-	-	-
2010-11	Atlanta	NHL	76	18	30	48	33	11	2	2	1	158	18:27	-	-	-	-
2011-12	Winnipeg	NHL	74	24	22	46	26	-11	6	0	6	162	20:13	-	-	-	-
<b>NHL/Jets Totals (5 seasons)</b>			<b>356</b>	<b>92</b>	<b>103</b>	<b>195</b>	<b>121</b>	<b>-13</b>	<b>25</b>	<b>2</b>	<b>13</b>	<b>733</b>		-	-	-	-



1/4/12 JMS/4 - NHL/GETTY IMAGES



## ANTTI MIETTINEN

### LEFT WING

HEIGHT: 5-11 WEIGHT: 185

SHOOTS: RIGHT

BORN: November 12, 1987

EDMONTON, ALBERTA  
CANADA

### CAREER VS NHL

TEAM	GP	G	A	PTS
ANAHEIM	34	8	11	19
BOSTON	8	1	0	1
BUFFALO	8	0	1	1
CALGARY	29	2	6	8
CAROLINA	10	3	3	6
CHICAGO	22	3	8	11
COLORADO	29	7	10	17
COLUMBUS	23	2	9	11
DALLAS	12	4	5	9
DETROIT	25	4	3	7
EDMONTON	31	7	8	15
FLORIDA	9	2	4	6
LOS ANGELES	36	5	4	9
MINNESOTA	12	3	6	9
MONTREAL	8	2	1	3
NASHVILLE	27	7	6	13
NEW JERSEY	5	0	2	2
N.Y. ISLANDERS	9	1	1	2
N.Y. RANGERS	8	1	0	1
OTTAWA	6	2	0	2
PHILADELPHIA	7	1	3	4
PHOENIX	33	5	13	18
PITTSBURGH	7	0	2	2
SAN JOSE	31	4	3	7
ST. LOUIS	25	9	4	13
TAMPA BAY	10	2	4	6
TORONTO	8	1	5	6
VANCOUVER	32	5	7	12
WASHINGTON	8	0	1	1
WINNIPEG	5	3	1	4
TOTALS	517	94	131	225

**2011-12:** Finished his first season in Winnipeg with 13 points (5G, 8A) in 45 games... Played in his first game as a Winnipeg Jet on Dec. 20 vs. NYI... Earned two assists, his first points as a Jet, on Dec. 31 vs. TOR... Scored two goals, his first two of the season, on Mar. 18 vs. CAR... Scored a pair of goals on Mar. 26/12 vs. OTT.

**2010-11:** Recorded 35 points (16G, 19A) over 73 games with the Wild... Tied for team lead in power play goals with eight, setting a career-high... Notched game winning goal for 200th career point on Jan. 25 at CHI... Skated in 400th career game on Oct. 7 vs. CAR... Missed five games due to concussion from Oct. 28 to Nov. 6, and four games with leg injury from Jan. 4-9.

**2009-10:** Ranked fifth on Wild in scoring with 42 points (20G, 22A), fourth in goals and tied for sixth in assists... Goal total marked career-high, and was two points off career-high 44 points set in 2008-09... Tallied five power play goals and set new career-high with four GWG... Tallied his 100th career assist vs. STL on March 14.

**2008-09:** Miettinen became the first player in Wild history to score a goal in each of his first three games with the team, racking up five between Oct. 11 and Oct. 16... Set career highs with 29 assists and 44 points while skating in career-best 82 games... One of two players to appear in every game (Sheppard)... Ranked fifth on team in points, fourth in assists and fifth in goals... Registered three GWG and his first two career SHG (Feb. 28 at EDM and Feb. 8 vs. EDM)... Skated in 300th career game at VAN (March 3).

**2007-08:** Scored 15 goals and added 34 points (15G, 19A) in 69 games with Dallas... Added two points (1G, 1A) in 15 playoff games as Dallas advanced to the Western Conference Finals... Scored the first goal in the Stars' 2-1 quadruple-overtime series-clinching game vs. SJ (5-4 4OT).

**2006-07:** Ranked third on the Stars in hits (145)... Collected a career-high nine shots on goal twice at ANA on Oct. 15 and vs. NYI on Nov. 15... Played in 100th career NHL game at ANA on Oct. 15... Posted a career-high five-game point streak from Mar. 18-27... Scored two points (1G, 1A) in five playoff games.

**2005-06:** Registered his first career multi-point game with two assists vs. CHI on Nov. 4... Tallied one assist and eight PIM in five playoff games.

**2003-04:** Made NHL debut vs. ANA on Oct. 8... Recorded his first NHL goal - a GWG - at NSH on Oct. 11... Also spent time with Utah (AHL) during his first professional season... Finished third in assists (23) and fourth in points (30) despite playing in only 48 games with the Grizzlies.

**2002-03:** Was named the Finnish Elite League Player of the Year after appearing in 53 games and recording 25 goals and 25 assists for 50 points with HPK Hameenlinna... Also appeared in 10 playoff games, finishing first on the team in assists (seven), second in PIM (29) and tied for second in points (eight).

**INTERNATIONAL HIGHLIGHTS:** Member of Finland's bronze medal team at 2010 Olympics registering one goal in six games... Played six games with Finland at 2010 World Championship and posted two assists... Was selected to play in the 2006 Winter Olympics with Team Finland, but withdrew due to injury... Played at 2003 World Championship, recording one assist in six games.

**CAREER TRANSACTIONS:** Originally selected by Dallas in the seventh round (224th overall) in the 2000 NHL Entry Draft... Signed as a free agent by Minnesota on July 3, 2008... Signed as a free agent by Tampa Bay on Dec. 12, 2011... Claimed off waivers by Winnipeg on Dec. 13, 2011.

## CAREER HIGHLIGHTS

**First NHL Game:** 10/8/03 vs. ANA

**First NHL Goal:** 10/11/03 at NSH (Vokoun)

**First NHL Assist:** 10/13/05 at EDM

**Most Goals, Game:** 2 (12x), last - 3/26/12 vs. OTT

**Most Assists, Game:** 3 (2x), last - 2/25/11 at ANA

**Most Points, Game:** 3 (7x), last - 2/25/11 at ANA (OG, 3A)

**Most Penalty Minutes, Game:** 6 (2x), last - 3/31/11 vs. EDM

**Most Shots, Game:** 9 (2x), last - 11/15/06 vs. NYI

**Most Time On Ice, Game:** 24:38 - 10/30/08 vs. MTL

**Longest Point Scoring Streak:** 5 games (2x), last 11/23/06-12/15/06 (4G, 4A)

**Longest Goal Scoring Streak:** 3 games - 10/11/08-10/16/08 (5G)

**Longest Assist Streak:** 4 games, 3/24/06-3/31/06 (4A)

**Hat Tricks:** None

**Multiple-Point Games:** 41 (8, 3-point; 33, 2-point)

**Penalty Shots:** 1-1 100.0%, last - 11/30/05 vs. SJS (Nabokov) - goal

**Shootout Attempts:** 8-26, 30.8%

## CAREER STATISTICS

Year	Team	League	GP	G	REGULAR SEASON							PLAYOFFS						
					A	PTS	PIM	+/-	PP	SH	GW	S	ATOI	GP	G	A	PTS	PIM
1999-00	HPK Hameenlinna	SM-liiga	39	2	1	3	8	-	-	-	-	-	-	7	1	0	1	0
2000-01	HPK Hameenlinna	SM-liiga	55	13	11	24	28	-	-	-	-	-	-	-	-	-	-	-
2001-02	HPK Hameenlinna	SM-liiga	56	19	37	56	50	-	-	-	-	-	-	8	2	4	6	8
2002-03	HPK Hameenlinna	SM-liiga	53	25	25	50	54	-	-	-	-	-	-	10	1	7	8	29
2003-04	Dallas	NHL	16	1	0	1	0	-9	0	0	0	17	9:50	-	-	-	-	-
	Utah	AHL	48	7	23	30	20	-17	4	1	1	-	-	-	-	-	-	-
2004-05	Hamilton	AHL	35	8	20	28	21	11	3	0	0	-	-	4	1	1	2	6
2005-06	Dallas	NHL	79	11	20	31	46	0	4	0	1	107	12:06	5	0	1	1	8
2006-07	Dallas	NHL	74	11	14	25	38	-5	6	0	1	141	14:19	4	1	1	2	2
2007-08	Dallas	NHL	69	15	19	34	34	4	5	0	3	136	13:59	15	1	1	2	0
2008-09	Minnesota	NHL	82	15	29	44	32	-1	4	2	3	186	18:16	-	-	-	-	-
2009-10	Minnesota	NHL	79	20	22	42	44	-2	5	0	4	175	18:02	-	-	-	-	-
2010-11	Minnesota	NHL	73	16	19	35	38	-3	8	0	4	168	17:01	-	-	-	-	-
2011-12	Kazan Ak-Bars	KHL	20	2	6	8	8	-	-	-	-	-	-	-	-	-	-	-
	Winnipeg	NHL	45	5	8	13	0	-5	1	0	0	58	11:42	-	-	-	-	-
<b>NHL Totals (8 seasons)</b>			<b>517</b>	<b>94</b>	<b>131</b>	<b>225</b>	<b>232</b>	<b>-21</b>	<b>33</b>	<b>2</b>	<b>17</b>	<b>988</b>		-	-	-	-	-
<b>Jets Totals (1 season)</b>			<b>45</b>	<b>5</b>	<b>8</b>	<b>13</b>	<b>0</b>	<b>-5</b>	<b>1</b>	<b>0</b>	<b>0</b>	<b>58</b>		-	-	-	-	-

11/23/2009 - NHL GETTY IMAGES





## AL MONTOLA GOALTENDER

HEIGHT: 6-2 WEIGHT: 200

CATCHES: LEFT

BORN: FEBRUARY 13, 1985

CHICAGO, ILLINOIS  
USA

### CAREER VS NHL

TEAM	GP	W-L-T	SO
ANAHEIM	-	-	-
BOSTON	4	1-1-0	0
BUFFALO	3	2-0-1	0
CALGARY	-	-	-
CAROLINA	2	0-1-1	0
CHICAGO	2	0-0-2	0
COLORADO	2	1-0-1	1
COLUMBUS	1	0-1-0	0
DALLAS	1	0-0-0	0
DETROIT	-	-	-
EDMONTON	-	-	-
FLORIDA	3	1-1-0	0
LOS ANGELES	3	2-1-0	1
MINNESOTA	3	3-0-0	0
MONTREAL	2	1-1-0	0
NASHVILLE	-	-	-
NEW JERSEY	5	1-2-2	0
N.Y. ISLANDERS	-	-	-
N.Y. RANGERS	2	1-1-0	0
OTTAWA	2	0-1-0	0
PHILADELPHIA	1	0-0-1	0
PHOENIX	-	-	-
PITTSBURGH	4	1-1-1	0
SAN JOSE	1	1-0-0	0
ST. LOUIS	3	1-1-0	0
TAMPA BAY	5	3-2-0	0
TORONTO	3	1-1-1	0
VANCOUVER	-	-	-
WASHINGTON	1	0-1-0	0
WINNIPEG	3	1-1-0	0
<b>TOTALS</b>	<b>56</b>	<b>21-17-10</b>	<b>2</b>

**2011-12:** Was the Islanders opening-night starting goaltender on Oct. 8 vs. FLA... Earned his first win in his second-straight start on Oct. 10 vs. MIN... Made a career-high 47 saves on 51 shots on Nov. 10 at COL... Suffered a head injury at WPG on Dec. 20, returning on Jan. 17 at WSH after missing 12 games.

**2010-11:** Led Islanders goalies in wins (9) and goals against average (2.39) in 20 appearances as a rookie after being acquired from PHX on Feb. 9... Began his sixth professional season with the San Antonio Rampage (AHL), where he posted an 11-8-0 record with a 3.19 GAA and .891 save percentage... Assigned to the Bridgeport Sound Tigers (AHL) upon being acquired by NYI on Feb. 9... Recalled from BRI on Feb. 11... Made his NYI debut in relief on Feb. 13 at BUF, earning the win... Posted a 35-save shutout in his first start on Feb. 19 vs. LA... Appeared in 20 of NYI final 27 games.

**2009-10:** Went 4-7-1 with a 3.19 GAA and a .904 sv% in 14 games for SAN (AHL)... Earned his first AHL victory of the season on Oct. 2 vs. TEX... Made his 4,000th AHL save on Nov. 24 vs. MIL.

**2008-09:** Recorded a shutout in his NHL debut with PHX on Apr. 1, making 23 saves vs. COL in 3-0 win... Became the first goalie in PHX franchise history to record a shutout in his NHL debut... Went 3-1-0 with a 2.08 GAA and a .925 sv% in the final five games of the season with PHX... Posted a 7-17-2 record with SAN (AHL), showing a 3.23 GAA and a .890 sv%... Was recalled by PHX on Mar. 23... Made 40 saves for PHX in a 4-1 win at SJ on Apr. 9.

**2007-08:** Split his third professional season between the Hartford Wolf Pack and San Antonio, posting a combined 24-14-3 record... Went 16-8-3 with a 2.54 GAA and a .908 sv% in 31 appearances with HAR before being traded from the NYR to PHX on Feb. 26... Went on to play in 14 games with SAN, going 8-6-0 with a 2.59 GAA and a .912 sv%... Made 31 stops in his first shutout of season on Mar. 29 vs. PEO... Finished tied for third in AHL in shutouts with six (one off the league lead), fifth in GAA and tied for fifth in wins... Earned Rbk X-Pulse/AHL Goaltender of the Month honors for the month of February (5-2-0, 1.37 GAA, .946 sv%, 1 shutout).

**2005-06:** Had an All-Star rookie AHL season with Hartford, posting a 23-9-1 record with a 2.61 GAA and a .907 SV%... Earned the win in his pro debut on Oct. 8 vs. Manchester (22 saves)... Won seven straight starts from Oct. 28-Dec. 23... Set a Hartford single-game record with 51 saves on Oct. 29 vs. Bridgeport (3-2 win)... Registered his first shutout on Jan. 13 vs. Hershey, making 31 saves and contributing two assists... Played for the Planet USA All-Stars in the 2006 Rbk Hockey AHL All-Star Classic in Winnipeg, MB on Feb. 1.

**AMATEUR CAREER: 2004-05:** Led the NCAA in minutes played (2358:51) during his third and final season at the University of Michigan... Was an Academic All-Big-Ten selection... Finished his college career tied for all-time best career sv% (.908) in Michigan history, third in GAA (2.36), third in shutouts (13), fourth in wins (86) and fifth in minutes played (7,246:51). **2003-04:** Named to NCAA West Second All-American Team, was a Second Team All-Central Collegiate Hockey Association selection and earned CCHA All-Academic honorable mention... Led the CCHA in wins (26), games played (40) and minutes played (2,340), and was named Michigan's team MVP... Set Michigan single-season record for shutouts with six. **2002-03:** Led all NCAA Division I goalies in games played (43) and minutes played (2,457:33) during his freshman season, as Michigan advanced to NCAA Frozen Four... Topped CCHA goaltenders in wins with 30.

**INTERNATIONAL CAREER: 2011:** Played in four games and posted a 2.60 GAA at the World Championships for Team USA. **2005:** Made his second consecutive appearance for Team USA at the World Junior Championships, going 3-4-0 with a 3.36 GAA and .904 sv%. **2004:** Backstopped Team USA to its first-ever WJC gold medal, going 6-0 with a 1.33 GAA and .944 sv% with two shutouts to earn the Directorate Award as the tournament's top goaltender.

**CAREER TRANSACTIONS:** Selected by the New York Rangers in the first round (sixth overall) of the 2004 National Hockey League Entry Draft... Traded to Phoenix, with Marcel Hossa, in exchange for Josh Gratton, David LeNeveu, Fredrik Sjöström and Phoenix's fifth-round choice (Roman Horák) in the 2009 Draft on February 26, 2008... Traded from the Phoenix Coyotes to the Islanders in exchange for a sixth-round pick in the 2011 Draft on February 9, 2011. Signed a one-year contract extension on March 29, 2011... Signed as an unrestricted free agent by the Winnipeg Jets on July 4, 2012.



## CAREER HIGHLIGHTS

**First NHL Game:** 4/1/09 at COL

**First NHL Victory:** 4/1/09 at COL

**Most Saves, Game:** 47, 11/10/11 at COL

**Most Shots Faced, Game:** 51, 11/10/11 at COL

**30-or-More Shots Faced, Game:** 21x, last - 4/7/12 at CBJ

**40-or-More Shots Faced, Game:** 3x, last - 11/10/11 at COL

**Longest Winning Streak, Career:** 2 games (6x), last - 11/26/11-11/29/11

**Shutouts:** 2x, last - 2/19/11 vs. LAK (35 saves)

**Overtime Record:** 1-6-6

**Shootout Record:** 2-4

**Shootout:** 22 saves-30 shots (73.3%)

**Penalty Shots Record:** 0 saves-0 shots (0.0%)

## CAREER STATISTICS

Year	Team	League	REGULAR SEASON									PLAYOFFS					
			GP	W	L	OT	MINS	GA	SO	GAA	GP	W	L	MINS	GA	SO	GAA
2002-03	U. of Michigan	CCHA	43	30	10	3	2547	99	4	2.33	-	-	-	-	-	-	-
2003-04	U. of Michigan	CCHA	40	26	12	2	2340	87	6	2.23	-	-	-	-	-	-	-
2004-05	U. of Michigan	CCHA	40	30	7	3	2359	99	3	2.52	-	-	-	-	-	-	-
2005-06	Hartford	AHL	40	23	9	1	2094	91	2	2.61	9	4	5	507	19	0	2.25
	Charlotte	ECHL	2	1	1	0	123	8	0	3.92	16	11	5	970	37	2	2.29
2006-07	Hartford	AHL	48	27	17	0	1140	98	6	2.30	7	3	4	391	20	1	3.07
2007-08	Hartford	AHL	31	16	8	3	785	72	0	2.54	-	-	-	-	-	-	-
	San Antonio	AHL	14	8	6	0	385	34	1	2.59	1	0	1	59	4	0	4.04
2008-09	Phoenix	NHL	5	3	1	0	259	9	1	2.08	-	-	-	-	-	-	-
	San Antonio	AHL	29	7	17	2	1,562	84	0	3.23	-	-	-	-	-	-	-
2009-10	San Antonio	AHL	14	4	7	1	771	34	0	2.65	-	-	-	-	-	-	-
2010-11	NY Islanders	NHL	20	9	5	5	1154	46	1	2.73	-	-	-	-	-	-	-
	San Antonio	AHL	21	11	8	0	1130	60	0	3.61	-	-	-	-	-	-	-
2011-12	NY Islanders	NHL	31	9	11	5	1720	89	0	3.29	-	-	-	-	-	-	-
<b>NHL Totals (3 seasons)</b>			<b>56</b>	<b>21</b>	<b>17</b>	<b>10</b>	<b>3133</b>	<b>144</b>	<b>2</b>	<b>2.76</b>	-	-	-	-	-	-	-



14005920 - NHL/GETTY IMAGES



## ONDREJ PAVELEC GOALTENDER

HEIGHT: 6-3      WEIGHT: 225

CATCHES: LEFT

BORN: AUGUST 31, 1987

KLADNO, CZECH REPUBLIC

### CAREER VS NHL

TEAM	GP	W-L-T	SO
ANAHEIM	-	-	-
BOSTON	12	4-5-1	0
BUFFALO	7	3-2-2	0
CALGARY	2	0-2-0	0
CAROLINA	12	3-6-2	0
CHICAGO	3	0-1-2	0
COLORADO	4	3-1-0	0
COLUMBUS	4	0-4-0	0
DALLAS	3	2-1-0	0
DETROIT	3	2-1-0	1
EDMONTON	1	0-1-0	0
FLORIDA	11	7-2-1	1
LOS ANGELES	1	1-0-0	1
MINNESOTA	2	2-0-0	0
MONTREAL	9	4-4-1	2
NASHVILLE	3	1-1-0	0
NEW JERSEY	10	3-3-2	0
N.Y. ISLANDERS	8	3-4-1	1
N.Y. RANGERS	6	2-3-1	1
OTTAWA	11	4-6-0	0
PHILADELPHIA	8	5-1-1	0
PHOENIX	3	1-1-1	1
PITTSBURGH	11	1-10-0	0
SAN JOSE	2	0-1-0	0
ST. LOUIS	3	1-1-1	0
TAMPA BAY	16	5-4-6	0
TORONTO	10	5-3-2	0
VANCOUVER	2	0-2-0	0
WASHINGTON	20	8-9-1	2
WINNIPEG	-	-	-
<b>TOTALS</b>	<b>187</b>	<b>70-79-25</b>	<b>10</b>

**2011-12:** Completed his first season in Winnipeg with new career-highs in games played (68), wins (29), shots against (2,036), and saves (1,845), and tied career-high in shutouts (4)... Ranked fifth in the NHL in shots against and saves... Played his first game as a Winnipeg Jet on Oct. 9/11 vs. MTL (1-5L) making 17 saves in the loss... Made 28 saves to record his first win for the Jets on Oct. 17/11 vs. PIT (2-1W)... Tied his career-high for saves in a game with 50 stops on Feb. 23/12 vs. PHI (4-5OTL)... Started 13 consecutive game twice, between Oct. 27/11 and Nov. 23/11 (6-4-3) and then from Feb. 27/12 to Mar. 28/12 (5-8-0)... Made his 5,000th career save on Mar. 31/12 at TB (2-3 OTL).

**2010-11:** Set career-highs with 58 games played, 21 wins and four shutouts... Appeared in his 100th career game on Feb. 1 vs. NYI... Made a season-high 45 saves on 46 shots in a 3-1 win on Dec. 4 at WSH... Compiled a franchise record and career-high six consecutive victories from Nov. 19-Nov. 30 while stopping 183 of 188 shots (.973 pct.) during the streak... Named the NHL's 'First Star' for the week ending Nov. 28 after stopping 97 of 99 shots en route to three consecutive home wins, including a 3-0 shutout win over MTL on Nov. 26.

**2009-10:** Appeared in 42 games during his first full NHL season, earning a 14-18-7 record with two shutouts, a 3.29 goals-against average and a .906 save percentage ... Began the season with back-to-back wins on Oct. 3 and Oct. 8, posting a 2.50 GAA and a .929 save percentage in those games ... Set a former career-high 50 saves on a career-most 51 shots against on Oct. 31 at OTT ... Recorded his first-career shutout with 38 saves on Nov. 13 vs. LA ... Recorded his first career point with one assist on Jan. 12 vs. OTT ... Was a member of the Czech Republic team at the 2010 Winter Olympics.

**2008-09:** Appeared in 40 games with Chicago (AHL), earning an 18-20-2 record with three shutouts, a 2.58 GAA and a .914 save percentage ... Also appeared in 12 NHL games with Atlanta, posting a 3-7-0 record with a 3.61 GAA and a .880 save percentage ... Earned four consecutive wins with Chicago from Oct. 17-Oct. 25, recording one shutout, a 1.50 GAA and a .945 save percentage during that span ... Earned his first recall of the season by Atlanta on Nov. 1 ... Earned a 2-0-0 record in three appearances during his first stint with the Thrashers.

**2007-08:** Posted a 33-16-3 record with two shutouts, a 2.77 GAA and a .911 save percentage in 52 games with the Chicago Wolves (AHL) ... Ranked first among rookies and second overall in the AHL in wins ... Earned a 16-8 record with two shutouts, a 2.34 GAA and a .921 save percentage in 24 playoff games while leading the Wolves to the 2008 Calder Cup Championship ... Set a franchise record and became just the third goalie in AHL history to record 16 wins in a single post-season ... Posted a 3-3-0 record with a 3.11 GAA and a .904 save percentage in seven appearances with the Thrashers ... Made his NHL debut in relief duty on Oct. 20 at TB ... Collected his first NHL win in his first start on Nov. 3 at TB ... Made 25 saves in the Wolves Calder Cup-clinching win on Jun. 10 vs. WBS.

**AMATEUR CAREER:** Earned a 55-29 record with four shutouts and a 2.51 GAA in two seasons with Cape Breton (QMJHL) from 2005-06 to 2006-07 ... **2006-07:** Posted a 28-11 with one shutout, a 2.52 GAA and a .908 save percentage in 43 games with Cape Breton ... Led QMJHL goaltenders in GAA and finished third in save percentage ... Earned the QMJHL's Jacques Plante Trophy with the lowest GAA among league goalies for the second consecutive season ... Named a QMJHL First-Team All-Star ... Earned a career-high in wins, which tied for fifth in the league ... Named the QMJHL's Player of the Month for January ... **2005-06:** Made his North American debut with Cape Breton, posting a 27-18 record, three shutouts, a 2.51 GAA and a .929 save percentage in 47 games ... Named the QMJHL's Best Goaltender, Defensive Rookie of the Year and Rookie of the Year ... Selected as a QMJHL First-Team All-Star ... Named to the QMJHL All-Rookie Team ... Ranked second among rookie goalies in GAA and minutes ... Named QMJHL Rookie of the Month for February.

**EUROPEAN CAREER:** Spent two seasons with the Kladno organization in Czech Republic from 2003 to 2005 ... **2004-05:** Recorded a 2.31 GAA with seven shutouts and .929 save percentage in 39 games with Kladno of the Czech Republic Junior League ... Earned one shutout and a 2.45 GAA in 10 playoff games ... **2003-04:** Posted a 2.22 GAA and three shutouts with Kladno's under-17 team.

**INTERNATIONAL CAREER:** Won a Gold Medal at the 2010 IIHF World Championships and was a member of the 2010 Czech Republic Olympic Team ... Appeared in the 2007 World Junior Championships ... Helped the Czech Republic to fourth place at the 2005 World Under-18 Championships.

**CAREER TRANSACTIONS:** Selected by Atlanta in the second round, 41st overall, of the 2005 NHL Entry Draft.

# CAREER HIGHLIGHTS

First NHL Game: 10/20/07 at TB

First NHL Victory: 10/20/07 at TB

Most Saves, Game: 50 (2x), last - 2/21/12 vs. PHI

Most Shots Faced, Game: 55, 2/21/12 vs. PHI

30-or-More Shots Faced, Game: 101x, last - 4/3/12 at FLA

40-or-More Shots Faced, Game: 25x, last - 3/8/12 at VAN

Longest Winning Streak, Career: 6 games, 11/19/10-11/30/11

Shutouts: 10x, last - 3/1/11 vs. FLA (33 saves)

Overtime Record: 12-13-18

Shootout Record: 6-12

Shootout: 32 saves - 55 shots (58.2 SV%)

Penalty Shots: 3-6 (50.0 SV%), last - 1/14/12 vs. NJ (Elias) - no goal

# CAREER STATISTICS

Year	Team	League	REGULAR SEASON										PLAYOFFS					
			GP	W	L	OT	MINS	GA	SO	GAA	GP	W	L	MINS	GA	SO	GAA	
2003-04	Kladno	Czech U-17	38	-	-	-	2079	77	3	2.22	2	-	-	67	7	0	6.27	
2004-05	Kladno	Czech Jr.	39	-	-	-	2218	85	7	2.30	10	-	-	587	24	1	2.45	
	HK LEV Slany	Czech-3	1	-	-	-	60	4	0	4.00	-	-	-	-	-	-	-	
2005-06	Cape Breton	QMJHL	47	27	18	0	2578	108	3	2.51	9	4	5	507	19	0	2.25	
2006-07	Cape Breton	QMJHL	43	28	11	0	2335	98	1	2.52	16	11	5	970	37	2	2.29	
2007-08	Atlanta	NHL	7	3	3	0	347	18	0	3.11	-	-	-	-	-	-	-	
	Chicago	AHL	52	33	16	5	3033	140	2	2.77	24	16	8	1438	56	2	2.34	
2008-09	Atlanta	NHL	12	3	7	0	599	36	0	3.61	-	-	-	-	-	-	-	
	Chicago	AHL	40	18	20	2	2417	104	3	2.58	-	-	-	-	-	-	-	
2009-10	Atlanta	NHL	42	14	18	7	2317	127	2	3.29	-	-	-	-	-	-	-	
2010-11	Atlanta	NHL	58	21	23	9	3225	147	4	2.73	-	-	-	-	-	-	-	
	Chicago	AHL	1	0	1	0	58	3	0	3.10	-	-	-	-	-	-	-	
2011-12	Winnipeg	NHL	68	29	28	9	3932	191	4	2.91	-	-	-	-	-	-	-	
NHL/Jets Totals (5 seasons)			119	41	51	16	6489	328	6	3.03	-	-	-	-	-	-	-	

1A2950007 - NHL/GETTY IMAGES



14



## ANTHONY PELUSO

### RIGHT WING

HEIGHT: 6-4 WEIGHT: 235

SHOOTS: RIGHT

BORN: APRIL 18, 1989

NORTH YORK, ON  
CANADA

### CAREER VS NHL

TEAM	GP	W-L-T	SO
ANAHEIM	-	-	-
BOSTON	-	-	-
BUFFALO	-	-	-
CALGARY	-	-	-
CAROLINA	-	-	-
CHICAGO	-	-	-
COLORADO	-	-	-
COLUMBUS	-	-	-
DALLAS	-	-	-
DETROIT	-	-	-
EDMONTON	-	-	-
FLORIDA	-	-	-
LOS ANGELES	-	-	-
MINNESOTA	-	-	-
MONTREAL	-	-	-
NASHVILLE	-	-	-
NEW JERSEY	-	-	-
N.Y. ISLANDERS	-	-	-
N.Y. RANGERS	-	-	-
OTTAWA	-	-	-
PHILADELPHIA	-	-	-
PHOENIX	-	-	-
PITTSBURGH	-	-	-
SAN JOSE	-	-	-
ST. LOUIS	-	-	-
TAMPA BAY	-	-	-
TORONTO	-	-	-
VANCOUVER	-	-	-
WASHINGTON	-	-	-
WINNIPEG	-	-	-
<b>TOTALS</b>	<b>0</b>	<b>0-0-0</b>	<b>0</b>

**2011-12:** Played entire season with Peoria (AHL) recording a career-high 159 penalty minutes in 61 games, along with nine points (4G, 5A)... Finished season with a plus-2 rating... Scored two goals in a game for the second time in his career on Mar. 20 at Charlotte (AHL).

**2010-11:** Played 62 games with Peoria (AHL) and compiled seven points (2G, 5A) and 102 penalty minutes... Scored two goals on Dec. 17 at Grand Rapids, marking the first multi-goal game of his professional career... Recorded 102 penalty minutes - eighth on the team - and accumulated 14 fighting majors.

**2009-10:** Played in three different leagues in first professional season, starting year with Peoria Rivermen (AHL), then playing for Alaska Aces (ECHL) and Bloomington PrairieThunder (IHL)... Scored his first professional goal while with Peoria on Dec. 4 vs. Manitoba (AHL)... Played in four ECHL Kelly Cup Playoff games for Alaska (ECHL) scoring one goal and recording six penalty minutes.

**2008-09:** Began the season with Sault Ste. Marie of the Ontario Hockey League... Traded to Brampton (OHL) in early January after the first 36 games of the season... Scored a goal in his first game with Brampton on Jan. 10 at Barrie... Registered 10 points (5G, 5A) in seven games in March to end the season... Peluso scored 15 points (8G, 7A) in 21 OHL playoff games helping Brampton reach the OHL Finals... Signed first pro contract with St. Louis Blues in March.

**2007-08:** Began season with Erie Otters, traded to Sault Ste. Marie during season... Registered his first career multi-goal game while with Erie on Sept. 22 at Plymouth... Traded to Sault Ste. Marie for the final 42 games of the season... Scored first career playoff goals in back-to-back games on Mar. 26 and Mar. 27 at Saginaw.

**CAREER TRANSACTIONS:** Selected by St. Louis in the sixth round, 160th overall, in the 2007 NHL Entry Draft.



## CAREER HIGHLIGHTS

**First NHL Game:** None

**First NHL Goal:** None

**First NHL Assist:** None

**Most Goals, Game:** None

**Most Assists, Game:** None

**Most Points, Game:** None

**Most Penalty Minutes, Game:** None

**Most Shots, Game:** None

**Most Time On Ice, Game:** None

**Longest Point Scoring Streak:** None

**Longest Goal Scoring Streak:** None

**Longest Assist Streak:** None

**Hat Tricks:** None

**Multiple-Point Games:** None

**Penalty Shots:** None

**Shootout Attempts:** None

## CAREER STATISTICS

Year	Team	League	GP	G	REGULAR SEASON										PLAYOFFS				
					A	PTS	PIM	+/-	PP	SH	GW	S	ATOI	GP	G	A	PTS	PIM	
2004-05	Aurora Tigers	OPJHL	3	0	1	1	2	-	-	-	-	-	-	-	-	-	-	-	-
2005-06	Erie Otters	OHL	68	5	3	8	66	-	-	-	-	-	-	-	-	-	-	-	-
2006-07	Erie Otters	OHL	52	7	3	10	176	-	-	-	-	-	-	-	-	-	-	-	-
2007-08	Erie Otters	OHL	21	3	3	6	41	-	-	-	-	-	-	-	-	-	-	-	-
	Sault Ste. Marie	OHL	42	4	11	15	83	-	-	-	-	-	-	14	2	1	3	12	
2008-09	Sault Ste. Marie	OHL	36	9	6	15	68	-	-	-	-	-	-	-	-	-	-	-	-
2009-10	Peoria	AHL	22	1	1	2	57	-	-	-	-	-	-	-	-	-	-	-	-
	Alaska	ECHL	27	4	7	11	48	-	-	-	-	-	-	4	1	0	1	6	
	Bloomington	IHL	2	0	1	1	12	-	-	-	-	-	-	-	-	-	-	-	-
2010-11	Peoria	AHL	62	5	2	7	102	-	-	-	-	-	-	4	1	0	1	0	
2011-12	Peoria	AHL	61	4	5	9	159	-	-	-	-	-	-	-	-	-	-	-	-





23



## ALEXEI PONIKAROVSKY

### LEFT WING

**HEIGHT: 6-4      WEIGHT: 225**  
**SHOOTS: LEFT**  
**BORN: APRIL 9, 1980**  
**KIEV, UKRAINE**

#### CAREER VS NHL

TEAM	GP	G	A	PTS
ANAHEIM	10	1	3	4
BOSTON	47	11	10	21
BUFFALO	43	8	12	20
CALGARY	13	1	5	6
CAROLINA	26	3	7	10
CHICAGO	10	1	1	2
COLORADO	11	1	3	4
COLUMBUS	9	0	4	4
DALLAS	12	4	2	6
DETROIT	10	3	2	5
EDMONTON	13	1	1	2
FLORIDA	24	5	10	15
LOS ANGELES	6	0	2	2
MINNESOTA	9	2	0	2
MONTREAL	42	10	17	27
NASHVILLE	11	3	4	7
NEW JERSEY	33	7	8	15
N.Y. ISLANDERS	29	7	7	14
N.Y. RANGERS	30	9	8	17
OTTAWA	45	6	14	20
PHILADELPHIA	35	9	8	17
PHOENIX	11	3	3	6
PITTSBURGH	30	6	16	22
SAN JOSE	9	1	2	3
ST. LOUIS	10	2	1	3
TAMPA BAY	32	5	9	14
TORONTO	7	2	3	5
VANCOUVER	14	0	4	4
WASHINGTON	29	9	7	16
WINNIPEG	26	15	6	21
<b>TOTALS</b>	<b>636</b>	<b>135</b>	<b>179</b>	<b>314</b>

**2011-12:** Reached the Stanley Cup Finals with New Jersey, recording nine points (16, 8A) in 24 playoff games... Scored OT winner in Game 3 of Eastern Conference Semifinal vs. PHI... Assisted on Henrique's OT goal in game 6 of Eastern Conference Final vs. NYR... Began season with Carolina, recording 15 points (76, 8A) in 49 games before being acquired by New Jersey on Jan. 20... Scored 18 points (76, 11A) over the final 33 games of the season with New Jersey... Scored in his first game with New Jersey on Jan. 21 vs. PHI... Played 82 games in a season for the second time in his career... Reached and surpassed the 300-point milestone with a two-point night (16, 1A) on Feb. 4 at PHI.

**2010-11:** Completed his 10th NHL season and first with Los Angeles, after signing with the Kings as a free agent in July... Earned 15 points (56, 10A) in 61 games... Played in his 500th NHL game and netted his first goal as a King on Oct. 223 at COL.

**2009-10:** Reached the 20-goal mark for fourth time in his career and second consecutive season, splitting the season between Toronto and Pittsburgh... Totaled five points (16, 4A) in 11 Stanley Cup Playoff games, as the Penguins advanced to the Eastern Conference Semifinal before falling to Montreal in Game 7... Had 41 points (196, 22A) in 61 games with Toronto before being traded to Pittsburgh on Mar. 2... Ranked second among Maple Leafs in goals and assists, third in points and first in plus/minus (+5) at the time of the trade... Had nine points (26, 7A) in 16 regular season games with Pittsburgh... Played in 158 consecutive games from Mar. 4, 2008-Feb. 12, 2010 before being a healthy scratch at NYR on Mar. 4... Earned his 250th NHL point at ATL on Jan. 19... Netted his 100th NHL goal at MTL on Oct. 31.

**2008-09:** Established career highs in goals (23), assists (38), points (61) and games played (82)... Ranked first among Maple Leafs in plus/minus (+6), second in points (61), goals (23) and shots (185) and tied for second in assists (38)... Earned a positive plus/minus rating for the seventh consecutive season (+52 in that span)... Earned a career high four assists, including his 200th NHL point, vs. CGY on Mar. 14... Played his 400th NHL game vs. EDM on Mar. 7... Earned his 100th NHL assist at COL on Jan. 29.

**2007-08:** Ranked tied for third among Maple Leafs in goals (18)... Had nine multi-point games... Matched his career high with points in six consecutive games from Mar. 12-Mar. 25 (36, 5A)... Played his 300th career NHL game at NYI on Dec. 26.

**2006-07:** Established career highs in shots on goal (198) and power-play goals (6)... Ranked third among Leafs skaters in shots (198) and tied for third in goals (21) and plus/minus (+8)... Earned points in a team-high nine consecutive home games from Feb. 27-Mar. 1 (46, 5A)... Earned his 100th career NHL point at TB Jan. 16... Established a career high with five points in a single game, scoring two goals and adding three assists vs. NYR on Dec. 16... Played in his 200th NHL game vs. MTL on Oct. 7.

**2005-06:** Ranked third among Maple Leafs in goals (21), first in plus/minus (+15) and tied for first in shorthanded goals (4)... His four shorthanded goals ranked tied for eighth in NHL... Established career highs in penalty minutes (68), plus/minus (+15) and shorthanded goals (4)... Set a career high with points in six consecutive games (Mar. 26-Apr. 6: 46, 3A).

**2004-05:** Played for Voskresensk (Russia) during the work stoppage, totaling six points (1g, 5a) in 19 games.

**2003-04:** Completed his first full NHL season with the Maple Leafs, earning 28 points (96, 19A) in 73 games... Ranked third among Maple Leafs skaters in plus/minus (+14)... Played in his 100th NHL game vs. NJ on Feb. 28... Totaled four points (16, 3A) and eight penalty minutes in 13 Stanley Cup Playoff games, helping the Maple Leafs advance to Eastern Conference Semifinal before falling to the Flyers.

**2002-03:** Again split the season between Toronto and St. John's, totaling three assists and 11 penalty minutes in 13 games on the NHL level... Earned 46 points (246, 22A) in 63 games with St. John's (AHL)... Led St. John's in plus/minus rating (+18), ranked tied for second in goals and was fourth in points... Selected to the PlanetUSA squad for the 2002 AHL All-Star Game, but did not play due to injury.

**2001-02:** Spent the majority of the season in the AHL with St. John's, and ranked fifth among St. John's skaters in goals (21)... Skated in eight regular-season games on the NHL level with Toronto, netting a pair of goals... Had three points (26, 1A) in five Calder Cup Playoff games with St. John's before being recalled to Toronto after St. John's was eliminated... Made his NHL playoff debut with Toronto, skating in 10 games as the Maple Leafs advanced to the Eastern Conference Final before falling to Carolina... Played his first Stanley Cup Playoff game in Game 5 of the Eastern Conference Quarterfinal vs. NYI on Apr. 26.

**2000-01:** Made his North American professional debut, splitting the season between Toronto in the NHL and St. John's in the American Hockey League (AHL)... Earned four points (16, 3A) and 14 penalty minutes in 22 games with Toronto and 36 points (126, 24A) and 44 penalty minutes in 49 regular-season games with St. John's... Made his NHL debut in a 3-1 Toronto loss vs. TB on Jan. 10... Earned his first NHL point with an assist vs. PHX on Jan. 12, in his second career game... Beat Olaf Kolzig for his first NHL goal at WSH on Feb. 1.

**INTERNATIONAL CAREER:** Represented Ukraine in 2002 at the Winter Olympics in Salt Lake City, scoring two points (16, 1A) in four games.

**CAREER TRANSACTIONS:** Selected by Toronto in the fourth round, 87th overall, in the 1998 NHL Entry Draft... Signed by Voskresensk (Russia) during the NHL lockout on Nov. 13, 2004... Acquired by Pittsburgh from Toronto in exchange for Martin Skoula and Luca Caputi on Mar. 2, 2010... Signed as an unrestricted free agent by Los Angeles on July 27, 2010... Signed as an unrestricted free agent by Carolina on July 1, 2011... Acquired by New Jersey from Carolina in exchange for Joe Sova and a 4th round pick in the 2012 NHL Entry Draft (Jacob Slavin) on Jan. 20, 2012... Signed as an unrestricted free agent by Winnipeg on July 1, 2012.

## CAREER HIGHLIGHTS

**First NHL Game:** 1/10/01 vs. TBL

**First NHL Goal:** 2/1/01 at WSH (Kolzig)

**First NHL Assist:** 1/12/01 vs. PHX

**Most Goals, Game:** 2 (12x), last - 11/21/11 at PHI

**Most Assists, Game:** 4, 3/14/09 vs. CGY

**Most Points, Game:** 5, 12/16/06 vs. NYR

**Most Penalty Minutes, Game:** 15, 4/8/10 vs. NYI

**Most Shots, Game:** 7 (5x), last - 12/12/09 vs. WSH

**Most Time On Ice, Game:** 24:31, 11/23/09 vs. NYI

**Longest Point Scoring Streak:** 6 games (2x), last - 3/12/08-3/25/08 (3G, 5A)

**Longest Goal Scoring Streak:** 3 games, 12/18/008-12/22/08 (3G)

**Longest Assist Streak:** 5 games, 3/19/09-3/28/09 (6A)

**Hat Tricks:** None

**Multiple-Point Games:** 63 [1, 5-point, 3, 4-point, 8, 3-point; 51, 2-point]

**Penalty Shots:** None

**Shootout Attempts:** 1-15, 6.7%

## CAREER STATISTICS

Year	Team	League	GP	G	A	PTS	PIM	REGULAR SEASON							PLAYOFFS				
								+	-	PP	SH	GW	S	ATOI	GP	G	A	PTS	PIM
1997-98	Dynamo Moscow	Russia	24	1	2	3	30	-	-	-	-	-	-	-	-	-	-	-	-
1998-99	Dynamo Moscow	Russia	-	-	-	-	-	-	-	-	-	-	-	-	-	-	-	-	-
	Krylya Sovetov	Russia	13	2	1	3	2	-	-	-	-	-	-	-	-	-	-	-	-
	THK Tver	Russia-2	29	8	14	22	26	-	-	-	-	-	-	-	-	-	-	-	-
1999-00	Dynamo Moscow	Russia	19	1	0	1	8	-	-	-	-	-	-	-	-	-	-	-	-
	Dynamo Moscow	EuroHL	2	0	2	2	0	-	-	-	-	-	-	-	-	-	-	-	-
	Toronto	NHL	22	1	3	4	14	-1	0	0	0	0	21	8:31	-	-	-	-	-
2001-02	St. John's	AHL	49	12	24	36	44	11	3	0	1	126	-	4	0	0	0	0	4
	Toronto	NHL	8	2	0	2	0	2	0	0	1	8	8:03	10	0	0	0	0	4
	St. John's	AHL	72	21	27	48	74	4	4	1	2	-	-	5	2	1	3	8	
	Ukraine	Olympics	4	1	1	2	6	-	-	-	-	-	-	-	-	-	-	-	-
2002-03	Toronto	NHL	13	0	3	3	11	4	0	0	0	13	10:43	-	-	-	-	-	-
	St. John's	AHL	63	24	22	46	68	18	5	2	2	162	-	-	-	-	-	-	-
2003-04	Toronto	NHL	73	9	19	28	44	14	1	0	2	110	11:36	13	1	3	4	8	
2004-05	Voskresensk	Russia	19	1	5	6	16	-	-	-	-	-	-	-	-	-	-	-	-
2005-06	Toronto	NHL	81	21	17	38	68	15	2	4	3	157	14:05	-	-	-	-	-	-
2006-07	Toronto	NHL	71	21	24	45	63	8	6	0	1	198	17:06	-	-	-	-	-	-
2007-08	Toronto	NHL	66	18	17	35	36	3	1	0	1	150	15:57	-	-	-	-	-	-
2008-09	Toronto	NHL	82	23	38	61	38	6	5	0	3	185	15:47	-	-	-	-	-	-
2009-10	Toronto	NHL	61	19	22	41	44	5	4	0	1	147	16:49	-	-	-	-	-	-
	Pittsburgh	NHL	16	2	7	9	17	-6	1	0	0	37	15:05	11	1	4	5	4	
2010-11	Los Angeles	NHL	61	5	10	15	36	1	1	0	1	94	12:35	4	1	0	1	0	
2011-12	Carolina	NHL	49	7	8	15	26	-12	4	0	0	98	14:52	-	-	-	-	-	-
	New Jersey	NHL	33	7	11	18	8	9	0	0	2	58	14:33	24	1	8	9	12	
NHL Totals (11 seasons)			636	135	179	314	405	48	25	4	15	1276		62	4	15	19	28	





## PAUL POSTMA DEFENCEMAN

**HEIGHT: 6-3      WEIGHT: 195**  
**SHOOTS: RIGHT**  
**BORN: FEBRUARY 22, 1989**  
**RED DEER, ALBERTA**  
**CANADA**

### CAREER VS NHL

TEAM	GP	G	A	PTS
ANAHEIM	-	-	-	-
BOSTON	-	-	-	-
BUFFALO	-	-	-	-
CALGARY	-	-	-	-
CAROLINA	1	0	0	0
CHICAGO	-	-	-	-
COLORADO	-	-	-	-
COLUMBUS	1	0	0	0
DALLAS	-	-	-	-
DETROIT	-	-	-	-
EDMONTON	-	-	-	-
FLORIDA	-	-	-	-
LOS ANGELES	-	-	-	-
MINNESOTA	-	-	-	-
MONTREAL	-	-	-	-
NASHVILLE	-	-	-	-
NEW JERSEY	1	0	0	0
N.Y. ISLANDERS	-	-	-	-
N.Y. RANGERS	1	0	0	0
OTTAWA	-	-	-	-
PHILADELPHIA	-	-	-	-
PHOENIX	-	-	-	-
PITTSBURGH	-	-	-	-
SAN JOSE	-	-	-	-
ST. LOUIS	-	-	-	-
TAMPA BAY	-	-	-	-
TORONTO	-	-	-	-
VANCOUVER	-	-	-	-
WASHINGTON	-	-	-	-
WINNIPEG	-	-	-	-
<b>TOTALS</b>	<b>4</b>	<b>0</b>	<b>0</b>	<b>0</b>

**2011-12:** Played his first game as an IceCap on Oct. 7 at PRO, recording his first point and multi-point game (1G, 1A) and scoring the game-winning goal in the team's first regular season game.... Recalled by Winnipeg on Nov. 5, appeared in first game with Jets on Nov. 5 at NJD... Played three games with the Winnipeg Jets, assigned on Nov. 13... Recalled from St. John's on Jan. 14 and assigned on Jan. 20, did not dress during recall... Had a 10-game point streak (3G, 12A) from Dec. 4 to Dec. 31, a three-game goal-scoring streak from Feb. 3 to Feb. 7, and a seven-game point streak (2G, 5A) from Mar. 3 to Mar. 14... Recorded 10 multi-point games during the regular season and one during the playoffs... Scored seven goals and 17 assists on the power play... Notched three game-winning goals... Set a career-high with 32 penalty minutes... Finished fifth in scoring amongst AHL defencemen with 44 points (13G, 31A)... Finished tied for first amongst defencemen in the Calder Cup Playoffs with nine assists and fifth in total scoring with 10 points... Selected to the AHL All-Star Classic for the second consecutive season... Became the first IceCap selected to the AHL's First All-Star Team... Earned team MVP and Top defenceman honours...

**2010-11:** Ended second pro season in Chicago (AHL) with 45 points (12G, 33A) in 69 games... Ranked sixth among AHL defencemen in shots on goal with 175... Scored 12 points (3G, 9A) in 14 games through January, including a four-game assist streak Jan. 22-28 (4A)... Selected to play for Western Conference All-Star Team at 2011 AHL All-Star Classic... Earned first NHL recall on Feb. 15, did not dress before being assigned on Feb. 18... Played first NHL game on Mar. 9 at CAR after second recall on Mar. 8.

**2009-10:** Appeared in first pro game with Chicago (AHL) on Oct. 3 vs. MIL... Scored first goal on Oct. 14 vs. RFD, also recording two assists in the game... Scored a hat trick on Feb. 28 vs. SA... Finished third among all AHL defencemen with 15 goals... Led all Wolves rookies in points with 29 (15G, 14A) in 63 games... Finished second among Wolves defencemen in scoring... Recorded an assist in his first Calder Cup Playoff game on Apr. 14 vs. MIL.

**AMATEUR CAREER: 2008-09:** Led all WHL defencemen scoring 84 points (23G, 61A) in 70 games with Calgary... Nominated for Bill Hunter Memorial Trophy as WHL's top defenceman... Named to WHL First All-Star Team... Won WHL Plus-Minus Award with a plus-67 rating... Set Hitmen team record for goals by defenceman (23) and tied record for points by a defenceman (84)... Helped Calgary reach WHL Finals, scoring 13 points (5G, 8A) in 18 games, eventually being eliminated by Kelowna in Game 6. **2007-08:** Traded early in the season from Swift Current to Calgary... Improved point total from 24 to 42... Led all Hitmen defencemen with 14 goals... Recorded 10 points (6G, 4A) in 16 games during 2008 WHL Playoffs.

**CAREER TRANSACTIONS:** Selected by Atlanta in the seventh round, 205th overall, of the 2007 NHL Entry Draft.



121528292 - NHL/GETTY IMAGES

CAREER HIGHLIGHTS

First NHL Game: 3/9/11 at CAR  
First NHL Goal: None  
First NHL Assist: None  
Most Goals, Game: None  
Most Assists, Game: None  
Most Points, Game: None  
Most Penalty Minutes, Game: None  
Most Shots, Game: 2, 11/12/11 at CBJ

Most Time On Ice, Game: 13:37, 11/5/11 at NJD  
Longest Point Scoring Streak: None  
Longest Goal Scoring Streak: None  
Longest Assist Streak: None  
Hat Tricks: None  
Multiple-Point Games: None  
Penalty Shots: None  
Shootout Attempts: 0-0, 0.0%


CAREER STATISTICS

Year	Team	League	REGULAR SEASON											PLAYOFFS				
			GP	G	A	PTS	PIM	+/-	PP	SH	GW	S	ATOI	GP	G	A	PTS	PIM
2004-05	Swift Current	WHL	4	0	0	0	0	0	0	0	-	-	-	-	-	-	-	-
2005-06	Swift Current	WHL	58	2	9	11	6	-11	2	0	-	-	-	4	0	0	0	0
2006-07	Swift Current	WHL	70	5	19	24	42	-19	3	0	-	-	-	6	0	1	1	0
2007-08	Swift Current	WHL	2	0	0	0	2	0	0	0	-	-	-	-	-	-	-	-
	Calgary	WHL	66	14	28	42	30	26	9	1	-	-	-	16	6	4	10	4
2008-09	Calgary	WHL	70	23	61	84	28	67	10	0	-	-	-	18	5	8	13	10
2009-10	Chicago	AHL	63	15	14	29	24	5	6	0	2	-	-	7	0	2	2	0
2010-11	Atlanta	NHL	1	0	0	0	0	0	0	0	0	1	9:55	-	-	-	-	-
	Chicago	AHL	69	12	33	45	20	-4	9	0	3	175	-	-	-	-	-	-
2011-12	Winnipeg	NHL	3	0	0	0	0	0	0	0	0	3	8:30	-	-	-	-	-
	St. John's	AHL	56	13	31	44	32	-14	7	0	3	151	-	15	1	9	10	14
NHL/Jets Totals (2 seasons)			4	0	0	0	0	0	0	0	0	4	-	-	-	-	-	-



130802930 - NHL/GETTY IMAGES





## JIM SLATER CENTRE

HEIGHT: 6-0      WEIGHT: 200  
SHOOTS: LEFT  
BORN: DECEMBER 9, 1982  
LAPEER, MICHIGAN  
USA

### CAREER VS NHL

TEAM	GP	G	A	PTS
ANAHEIM	5	0	0	0
BOSTON	24	3	3	6
BUFFALO	21	2	5	7
CALGARY	5	0	2	2
CAROLINA	38	8	4	12
CHICAGO	5	3	1	4
COLORADO	8	1	0	1
COLUMBUS	7	0	0	0
DALLAS	4	1	0	1
DETROIT	5	1	1	2
EDMONTON	4	1	0	1
FLORIDA	37	3	8	11
LOS ANGELES	3	1	1	2
MINNESOTA	7	1	0	1
MONTREAL	20	1	2	3
NASHVILLE	8	2	0	2
NEW JERSEY	23	2	1	3
N.Y. ISLANDERS	24	2	8	10
N.Y. RANGERS	17	2	2	4
OTTAWA	24	4	5	9
PHILADELPHIA	19	5	1	6
PHOENIX	5	0	1	1
PITTSBURGH	23	8	2	10
SAN JOSE	4	0	1	1
ST. LOUIS	7	0	0	0
TAMPA BAY	39	5	6	11
TORONTO	18	1	4	5
VANCOUVER	5	0	0	0
WASHINGTON	40	3	3	6
WINNIPEG	-	-	-	-
<b>TOTALS</b>	<b>449</b>	<b>60</b>	<b>61</b>	<b>121</b>

**2011-12:** Recorded a career-high 13 goals, along with eight assists for 21 points in 78 games during first season in Winnipeg... Played his first game as a Winnipeg Jet on Oct. 9 vs. MTL... Led Winnipeg with faceoff percentage of 54.4% winning 634 draws in total... Ranked 20th in NHL among centres with 600+ draws... Scored two goals in a period twice: Oct. 13 at CHI (3-4 L), Apr. 7 vs. TB (3-4 OTL)... Set a new career-high with 118 shots on goal... Played in his 400th NHL game on Dec. 15 vs. WSH.

**2010-11:** Earned his 100th career point (assist) on Dec. 28 at PIT ... Season shortened to 36 games due to concussion symptoms.

**2009-10:** Appeared in 61 games with the Thrashers, recording 18 points (11G, 7A) ... Tied career-highs with one power play goal and two game-winning goals ... Awarded with the 2010 Dan Snyder Memorial Trophy and was co-winner of the Gilner-Reeves Community Service Award ... Scored his first goal of the season on Dec. 17 vs. DAL ... Tied his career-high with two goals on Jan. 5 at PIT ... Earned seven points (4G, 3A) over an eight-game stretch from Jan. 5-Jan. 19 ... Appeared in his 300th career game on Jan. 16 at CAR.

**2008-09:** Tallied 18 points (8G, 10A) in 60 games with the Thrashers ... Ranked second on the team with a career-high tying two shorthanded goals ... Missed 15 games with a shoulder injury from Jan. 21-Feb. 26 ... Returned from injury and scored his sixth goal of the season on Mar. 3 vs. FLA ... Scored his second shorthanded goal of the season, fourth of his career, on Apr. 5 at WSH.

**2007-08:** Appeared in 69 games for Atlanta, posting 13 points (8G, 5A) ... Missed nine games with a lower-body injury from Dec. 29-Jan. 15 ... Appeared in three games with the Chicago Wolves (AHL) on a conditioning assignment from Jan. 16-Jan. 23 ... Scored his first two goals of the season in back-to-back games on Jan. 30 vs. PIT and Feb. 1 vs. BUF ... Posted goals in back-to-back games on Mar. 1 at BOS and Mar. 2 at PIT ... Appeared in his 200th career NHL game on Mar. 5 vs. CAR ... Earned his first-career two-goal game, including the first shorthanded tally of his career, on Mar. 21 vs. WSH.

**2006-07:** Played in 74 games, recording 19 points (5G, 14A) ... Set a new career-high with 14 assists and ranked fifth on the team with a plus-eight rating ... Missed four games with a lower-body injury from Nov. 30-Dec. 7 ... Played in his 100th career NHL game on Dec. 15 vs. WSH ... Set career-high with three-game point streak (1G, 2A) from Dec. 26-Dec. 30 ... Made his NHL post-season debut on Apr. 12 vs. NVR ... Appeared in four playoff games.

**2005-06:** Recorded 20 points (10G, 10A) in 71 games during his rookie season with the Thrashers ... Earned his first NHL point with one assist on Nov. 4 at WSH ... Earned 18 of his 20 points at even strength ... Made his NHL debut on Oct. 5 at FLA ... Earned two points (1G, 1A) in four games with the Wolves... recalled by Atlanta on Oct. 22 after being re-assigned to Chicago on Oct. 6 ... Scored his first NHL goal on 11/9 vs. PIT ... Earned six points (3G, 3A) over a six-game span from Nov. 4-Nov. 16 ... Won 57.6% of his face-offs (84-for-146) during the final 22 games, including winning 91% (10-for-11) on Mar. 18 vs. PHI ... Earned a two-game goal and point streak (2G) from Apr. 1-Apr. 3.

**AMATEUR CAREER:** Recorded 172 points (64g, 108a) and 144 penalty minutes in 157 career games with Michigan State University from 2001 to 2005...Missed just six games during his four-year tenure and appeared in 88 consecutive games from 3/7/03 to 3/19/05, including every game of his junior and senior seasons ... Named Michigan State's MVP in consecutive seasons (2003-04 and 2004-05) ... Two-time selection to the CCHA First All-Conference Team (2002-03 and 2003-04). **2004-05:** Tied career-high with 48 points (16g, 32a) in 41 games with MSU ... Recorded career-best 32 assists and eight power play goals. **2003-04:** A Top 10 Finalist for the Hobey Baker Memorial Trophy ... Finalist for the CCHA Player of the Year Award ... Recipient of Michigan State's Outstanding Offensive Player Award ... Tied for 10th among all NCAA Division I players, tied for CCHA lead and led his team with 48 points (19g, 29a) in 42 games with the Spartans ... Led CCHA with a career-best plus-27 rating ... Named CCHA Player of the Month for February. **2002-03:** Recorded 44 points (18g, 26a) in 37 games with Michigan State ... Named to the NCAA Second All-American Team and named a CCHA First-Team All-Star ... Ranked 10th in the CCHA and led Michigan State underclassmen in points ... Ranked second on Spartans in goals, and was 10th in the league and third on team in assists. **2001-02:** Recorded 32 points (11g, 21a) in 37 games as a freshman at Michigan State ... Led MSU freshmen in goals, assists and points ... Ranked second on the team in assists and was fourth in points and assists ... Honored as Michigan State's Rookie of the Year ... Named to the CCHA All-Rookie Team.

**INTERNATIONAL CAREER:** Represented United States at 2012 World Championships in Helsinki & Stockholm. Recorded three points (2G, 1A) in eight tournament games... Member of the United States team at the 2006 World Championships in Riga, Latvia, tallying one assist in seven games ... Played for USA at the 2002 World Junior Championships, recording five points (1g, 4a) in seven games ... Led team in assists and was third in points.

**CAREER TRANSACTIONS:** Selected by Atlanta in the first round, 12th overall, of the 2006 NHL Entry Draft.



## CAREER HIGHLIGHTS

**First NHL Game:** 10/5/05 at FLA

**First NHL Goal:** 11/9/05 vs. PIT (Caron)

**First NHL Assist:** 11/4/05 at WSH

**Most Goals, Game:** 2 (5x), last - 4/7/12 vs. TB

**Most Assists, Game:** 2, 12/7/07 vs. NYR

**Most Points, Game:** 2 (12x), last - 4/7/12 vs. TB (26)

**Most Penalty Minutes, Game:** 10 (3x), last - 3/6/09 vs. MTL

**Most Shots, Game:** 6 (4x), last - 11/10/11 vs. FLA

**Most Time On Ice, Game:** 19:27, 3/6/06 vs. FLA

**Longest Point Scoring Streak:** 3 games (3x), last - 1/17/09-3/3/09(26, 1A)

**Longest Goal Scoring Streak:** 2 games (7x), last - 10/22/11-10/27/11 (26)

**Longest Assist Streak:** 2 games (6x), last -, 12/18/10-12/20/20 (2A)

**Hat Tricks:** None

**Multiple-Point Games:** 12 (12, 2-point)

**Penalty Shots:** 0-2, 0.0%, last - 10/29/09 vs. WSH (Varlamov) no goal


**Shootout Attempts:** 1-1, 100.0%

## CAREER STATISTICS

Year	Team	League	REGULAR SEASON											PLAYOFFS				
			GP	G	A	PTS	PIM	+/-	PP	SH	GW	S	ATOI	GP	G	A	PTS	PIM
1998-99	Cleveland	NAHL	50	13	20	33	58	-	-	-	-	-	-	2	0	0	0	2
1999-00	Cleveland	NAHL	56	35	50	85	129	-	-	-	-	-	-	3	1	3	4	4
2000-01	Cleveland	NAHL	48	27	37	64	122	-	-	-	-	-	-	6	6	6	12	6
2001-02	Michigan State	CCHA	37	11	21	32	50	-	-	-	-	-	-	-	-	-	-	-
2002-03	Michigan State	CCHA	37	18	26	44	26	-	-	-	-	-	-	-	-	-	-	-
2003-04	Michigan State	CCHA	42	19	29	48	38	-	-	-	-	-	-	-	-	-	-	-
2004-05	Michigan State	CCHA	41	16	32	48	30	-	-	-	-	-	-	-	-	-	-	-
2005-06	Atlanta	NHL	71	10	10	20	46	1	1	0	0	108	10:05	-	-	-	-	-
	Chicago	AHL	4	0	2	2	2	-	-	-	-	-	-	-	-	-	-	-
2006-07	Atlanta	NHL	74	5	14	19	62	8	0	0	2	90	10:13	4	0	0	0	2
2007-08	Atlanta	NHL	69	8	5	13	41	-10	0	2	0	95	10:23	-	-	-	-	-
	Chicago	AHL	3	0	0	0	0	-	-	-	-	-	-	-	-	-	-	-
2008-09	Atlanta	NHL	60	8	10	18	52	0	0	2	0	94	11:14	-	-	-	-	-
2009-10	Atlanta	NHL	61	11	7	18	60	1	1	0	2	107	12:12	-	-	-	-	-
2010-11	Atlanta	NHL	36	5	7	12	19	4	0	0	1	53	10:34	-	-	-	-	-
2011-12	Winnipeg	NHL	78	13	8	21	42	-9	0	1	1	118	14:45	-	-	-	-	-
NHL/Thrashers Totals (5 seasons)			449	60	61	121	322	-5	2	5	6	665		4	0	0	0	2



140981407 - NALLIGETT IMAGES



## MARK STUART DEFENCEMAN

**HEIGHT: 6-2      WEIGHT: 215**  
**SHOOTS: LEFT**  
**BORN: APRIL 27, 1984**  
**ROCHESTER, MINNESOTA**  
**USA**

### CAREER VS NHL

TEAM	GP	G	A	PTS
ANAHEIM	4	0	0	0
BOSTON	5	0	1	1
BUFFALO	29	0	2	2
CALGARY	3	0	1	1
CAROLINA	25	2	3	5
CHICAGO	4	0	0	0
COLORADO	4	0	0	0
COLUMBUS	4	1	0	1
DALLAS	4	1	1	2
DETROIT	5	0	0	0
EDMONTON	4	0	0	0
FLORIDA	22	1	4	5
LOS ANGELES	6	0	0	0
MINNESOTA	5	0	0	0
MONTREAL	29	1	3	4
NASHVILLE	5	0	0	0
NEW JERSEY	20	1	3	4
N.Y. ISLANDERS	17	0	3	3
N.Y. RANGERS	20	0	2	2
OTTAWA	29	1	2	3
PHILADELPHIA	20	1	3	4
PHOENIX	7	1	0	1
PITTSBURGH	21	0	2	2
SAN JOSE	3	0	0	0
ST. LOUIS	6	0	0	0
TAMPA BAY	20	2	1	3
TORONTO	31	1	4	5
VANCOUVER	3	0	0	0
WASHINGTON	19	1	2	3
WINNIPEG	12	3	1	4
<b>TOTALS</b>	<b>386</b>	<b>17</b>	<b>38</b>	<b>55</b>

**2011-12:** Completed first season in Winnipeg with 14 points (3G, 11A) and 98 PIM in 80 games... Named an assistant captain for 2011-12 season... Played first game as a Winnipeg Jet on Oct. 9 vs. MTL... Scored first career shorthanded goal on Nov. 12 at CBJ... Set single game career-high with 24:20 TOI on Nov. 8 at BUF... Finished season tied for eighth in the NHL with 182 blocked shots... Second highest hit total on the Jets with 198... One of three players in NHL with over 180 blocked shots and hits (Smid, Girardi)... Recorded two assists and a plus-4 rating on Mar. 1 vs. FLA, his first multipoint game since Feb. 7, 2009.

**2010-11:** Acquired by Atlanta from Boston on Feb. 18 in a four-player deal... Recorded 24 penalty minutes, 50 hits and 37 blocked shots in 21 games with Atlanta... Scored his first point with Atlanta (goal) on March 27 vs. OTT... Totaled five points (1G, 4A) in 31 games with Boston prior to being traded... Had three points (1G, 2A) and a plus-5 rating in five games from Jan. 17-Feb. 15.

**2009-10:** Injuries limited him to 56 games ... When he missed the Dec. 18 game with a broken sternum it snapped a 214 consecutive games played (regular season & playoffs) streak, as he had not missed a game since breaking into the NHL on a full-time basis at the start of the 2007-08 season ... Had points in consecutive games Oct. 16-17 (1G, 1A) ... Had six fighting majors, including two in one game on March 11 at PHI ... Played his 200th NHL game Oct. 10 vs. NYI ... Missed 26 regular season games and the first nine playoff games to injury.

**2008-09:** Played in all 82 games for the second straight season ... Established career season-highs in all offensive categories with 5G, 12A ... Had three multiple-point games, all two-point efforts including his first career multiple-point game with two goals Dec. 12 at ATL ... Had points in consecutive games twice, from Dec. 12-13 (2G, 1A) and March 22-28 (0G, 2A).

**2007-08:** Played his first full NHL season and was one of three Bruins to play in all 82 games ... Had points in consecutive games March 20-22 (1G, 1A) ... Played his 100th NHL game March 8 vs. WSH ... Played his first career game vs. one of his brothers when he and older brother Colin faced off in Colin's first NHL game Dec. 29 at ATL ... He and Colin also scored in the same game when both tallied on Dec. 31 in Boston with Mark's goal proving the game-winner and Colin's his first in the NHL ... Played his first NHL playoff game April 10 in Montreal and recorded his first playoff point with an assist April 13 vs. the Canadiens.

**2006-07:** Began the season as a non-roster player while recuperating from off-season knee surgery ... Assigned to Providence (AHL) on Nov. 7 and spent most of the season in Providence recording 4G, 16A and 62 PIM in 49 AHL games ... Recalled on three occasions to Boston - from Nov. 21-Dec. 9 (0G, 1A in 7 games), March 13-25 and March 23-29.

**2005-06:** Played most of his first pro season with Providence (AHL) recording 4G, 3A and 76 PIM in 60 games ... Recalled twice to Boston, from March 10-11 and March 13-April 15 ... Played his first NHL game March 11 vs. NYI, recorded his first NHL point with an assist March 16 vs. OTT and scored his first NHL goal April 10 vs. WSH on Olaf Kolzig.

**AMATEUR CAREER:** Played three years of college hockey at Colorado College, where he captained the team his junior season ... Scored 54 points with 275 PIM in 118 career college games ... Named the WCHA's Defensive Player of the Year and a First Team West All-American in 2004-05 as he led the Tigers to the Frozen Four ... Named to the WCHA's All-Rookie Team in 2002-03 and was a Third Team All-WCHA selection in 2003-04.

**INTERNATIONAL CAREER:** Captained Team USA to its first-ever Gold Medal at the 2004 World Junior Championships (0G, 2A totals and four PIM in six games) and also to their first-ever Gold Medal at the 2002 World Under-18 Championships ... Also played for Team USA in the World Championships in 2003 (0G, 1A with two PIM in seven games) and 2008 (four PIM in seven games).

**CAREER TRANSACTIONS:** Selected by Boston in the first round, 21st overall, of the 2003 NHL Entry Draft... Acquired by Atlanta with Blake Wheeler for Rich Peverley and Boris Valabik on Feb. 18, 2011.

## CAREER HIGHLIGHTS

**First NHL Game:** 3/11/06 vs. NYI

**First NHL Goal:** 3/10/06 vs. WSH (Kolzig)

**First NHL Assist:** 3/16/06 vs. OTT

**Most Goals, Game:** 2, 12/12/08 at ATL

**Most Assists, Game:** 2 (2x), last - 3/1/12 vs. FLA

**Most Points, Game:** 2 (4x), last - 3/1/12 vs. FLA (2A)

**Most Penalty Minutes, Game:** 17, 12/28/07 at CAR

**Most Shots, Game:** 5, 12/22/07 vs. STL

**Most Time On Ice, Game:** 24:20, 11/8/11 at BUF

**Longest Point Scoring Streak:** 2 games (5x), last - 11/10/11-11/12/11 (1G, 1A)

**Longest Goal Scoring Streak:** 1 game (16x), last - 12/3/11 vs. NJD (1G)

**Longest Assist Streak:** 2 games, 3/22/09-3/28/09 (2A)

**Hat Tricks:** None

**Multiple-Point Games:** 4 (4, 2-point)

**Penalty Shots:** None

**Shootout Attempts:** 0-0, 0.0%

## CAREER STATISTICS

Year	Team	League	GP	G	A	PTS	PIM	REGULAR SEASON							PLAYOFFS				
								+	-	PP	SH	GW	S	ATOI	GP	G	A	PTS	PIM
2002-03	Colorado College	WCHA	38	3	17	20	81	-	-	-	-	-	-	-	-	-	-	-	-
2003-04	Colorado College	WCHA	37	4	11	15	100	-	-	-	-	-	-	-	-	-	-	-	-
2004-05	Colorado College	WCHA	42	5	13	18	94	-	-	-	-	-	-	-	-	-	-	-	-
2005-06	Boston	NHL	17	1	1	2	10	-1	1	0	0	0	9	-	-	-	-	-	-
	Providence	AHL	60	4	3	7	76	4	3	0	1	-	-	6	0	0	0	0	25
2006-07	Boston	NHL	15	0	1	1	14	7	0	0	0	0	4	-	-	-	-	-	-
	Providence	NHL	49	4	16	20	62	4	3	0	1	-	-	3	0	1	1	1	9
2007-08	Boston	NHL	82	4	4	8	81	2	0	0	1	60	-	7	0	1	1	1	8
2008-09	Boston	NHL	82	5	12	17	76	20	0	0	1	61	-	11	0	1	1	7	
2009-10	Boston	NHL	56	2	5	7	80	1	0	0	0	53	-	4	0	0	0	6	
2010-11	Boston	NHL	31	1	4	5	23	8	0	0	1	20	-	-	-	-	-	-	
	Atlanta	NHL	23	1	0	1	24	-8	0	0	0	21	-	-	-	-	-	-	
2011-12	Winnipeg	NHL	80	3	11	14	98	-4	0	1	1	60	-	-	-	-	-	-	
<b>NHL Totals (7 seasons)</b>			<b>386</b>	<b>17</b>	<b>38</b>	<b>55</b>	<b>406</b>	<b>25</b>	<b>0</b>	<b>1</b>	<b>4</b>	<b>288</b>		<b>22</b>	<b>0</b>	<b>2</b>	<b>2</b>	<b>21</b>	
<b>Jets Totals (2 seasons)</b>			<b>103</b>	<b>4</b>	<b>11</b>	<b>15</b>	<b>122</b>	<b>-12</b>	<b>0</b>	<b>1</b>	<b>1</b>	<b>81</b>		-	-	-	-	-	



137387352 - NHL/GETTY IMAGES



## CHRIS THORBURN

### RIGHT WING

**HEIGHT: 6-3      WEIGHT: 230**  
**SHOOTS: RIGHT**  
**BORN: JUNE 3, 1983**  
**SAULT STE. MARIE, ONTARIO**  
**CANADA**

### CAREER VS NHL

TEAM	GP	G	A	PTS
ANAHEIM	4	1	2	3
BOSTON	17	5	2	7
BUFFALO	17	7	9	16
CALGARY	5	3	1	4
CAROLINA	29	9	12	21
CHICAGO	4	0	0	0
COLORADO	7	4	2	6
COLUMBUS	4	1	0	1
DALLAS	4	0	2	2
DETROIT	5	3	2	5
EDMONTON	3	1	0	1
FLORIDA	28	7	8	15
LOS ANGELES	2	1	1	2
MINNESOTA	5	2	2	4
MONTREAL	16	2	2	4
NASHVILLE	8	3	1	4
NEW JERSEY	17	0	5	5
N.Y. ISLANDERS	18	4	8	12
N.Y. RANGERS	18	4	2	6
OTTAWA	17	4	4	8
PHILADELPHIA	18	5	5	10
PHOENIX	5	2	1	3
PITTSBURGH	16	7	4	11
SAN JOSE	4	1	2	3
ST. LOUIS	5	1	1	2
TAMPA BAY	30	2	11	13
TORONTO	16	4	8	12
VANCOUVER	4	1	0	1
WASHINGTON	30	8	6	14
WINNIPEG	0	0	0	0
<b>TOTALS</b>	<b>356</b>	<b>92</b>	<b>103</b>	<b>195</b>

**2011-12:** Completed first season in Winnipeg with 11 points (4G, 7A) and 83 PIM in 72 games... Played his first game as a Winnipeg Jet on Oct. 9 vs. MTL... Earned his first point as a Jet with an assist on Oct. 27 at PHI... Played in his 350th franchise game on Dec. 31 vs. TOR... Took his first career penalty shot on Jan. 10/12 at BOS, failed to score... Played in his 400th NHL game on Jan. 19 vs. BUF... Assessed two fighting majors in one game, both fights with Mike Rupp, on Jan. 24 at NYR... Scored his first goal of the season on Jan. 31 at PHI... Finished fifth on the Jets with 151 hits... Won 39-of-67 faceoffs taken (58.2%).

**2010-11:** Led Thrashers forwards with 71 blocked shots ... Ranked third on the team with 128 hits ... Set career-highs in goals (9) and points (19)... Scored seven points (1G, 6A) in six-game span from Dec. 11-20 ... Set a new career-high with a three-point game (1G, 2A), also posting a plus-4 rating vs. NJ on Dec. 18 ... Strung together a career-high four-game point streak (3G, 1A) from Oct. 9-16 ... Scored three goals during a career-high three-game goal streak from Oct. 9-15 ...Tallied his first career power play goal at ANA on Oct. 15.

**2009-10:** Registered 13 points (4G, 9A) in 76 games for the Thrashers... Led the team and tied for fifth in the NHL with a career-high three shorthanded goals ... Earned a career-high plus-six rating ... Began the season with assists in back-to-back games ... Scored his first goal of the season and appeared in his 200th career game on Oct. 16 at NJ ... Called for a season-high 15 penalty minutes on Nov. 13 vs. LA.

**2008-09:** Played in all 82 games for Atlanta, earning 15 points (7G, 8A) ... Set new career highs for games played (82), goals (7), penalty minutes (104), shots (85) and average time on ice per game (9:35) ... Scored his first goal of the year on Nov. 25 at TOR ... Earned three points (2G, 1A) over a four-game stretch from Dec. 2-10 ... Set a career high with 16:38 of ice time on Dec. 13 at BOS ... Tallied a season-high two points (1G, 1A) on Jan. 20 vs. MTL ...

**2007-08:** Recorded 18 points (5G, 13A) in 73 games during his first season with the Thrashers ... Made his debut in a Thrashers uniform on Oct. 10 at OTT ... Scored his first goal of the season and first as a Thrasher on Nov. 9 at FLA ... Called for a career-high 17 penalty minutes on Jan. 18 at BUF ... Posted his first multiple-point game as a Thrasher with two points (1G, 1A) and earned a season-high plus-three rating in a season-high 14:58 of ice time on March 13 vs. CGY ... Recorded eight points (2G, 6A) in the final 11 games of the season from March 18-April 5.

**2006-07:** Appeared in 39 games with Pittsburgh, recording five points (3G, 2A) and 69 penalty minutes ... Earned a plus or even rating in 32 out of 39 contests and finished season with a plus-one rating ... Averaged 7:53 of ice time in his first full NHL season ... Scored his first-career NHL goal on Nov. 6 at ANA on J-S Giguere ... Tallied his first-career game-winning goal on Nov. 28 vs. NYI ... Skated in a season-high 13:37 of ice time on Dec. 1 at NJ ... Had a two-game point streak (1G, 1A) from Dec. 11-13.

**2005-06:** Set AHL career highs with 77 games played, 23 goals, 27 assists and 50 points with Rochester ... Led the Amerks with 11 power play goals and was third on the team in points ... Earned his first NHL recall on Dec. 2 and made his NHL debut that night vs. SJ ... Tallied his first NHL point with an assist on Dec. 4 vs. COL.

**2004-05:** Recorded 29 points (12g, 17a) in 73 games with Rochester.

**2003-04:** Posted 22 points (6g, 16a) in 58 games during his first professional season with Rochester ... Recorded five points (3G, 2A) in 16 Calder Cup Playoff games ... Missed 21 games with a foot injury ... Scored his first professional goal, on the power play, on Dec. 27 at Toronto ... Recorded his first professional assist on Dec. 28 vs. Syracuse ... Recorded his first professional post-season point (assist) on April 21 vs. Syracuse.

**AMATEUR CAREER:** Tallied 203 points (79G, 124A) and 333 PIM in 253 career OHL games with North Bay, Saginaw and Plymouth ... **2002-03:** Split the season between Saginaw and Plymouth, recording a career-high 71 points and 30 goals, and added 41 assists ... Led Saginaw with 38 points (19g, 19a) prior to being traded to Plymouth for Taylor Raszka on Jan. 6 ... Helped lead Plymouth to a West Division Title, recording 33 points (11G, 22A) in 27 games after the trade ... Named the Whalers MVP for the post season ... **2001-02:** Led North Bay with 58 points (15g, 43a) in 67 games ... Recorded a career-high 112 penalty minutes. **2000-01:** Ranked fourth on North Bay with 54 points (22g, 32a) ... Scored eight power play goals ... **1999-00:** Ranked 10th in scoring on North Bay with 20 points (12G, 8A) in 56 games during his rookie OHL season.

**CAREER TRANSACTIONS:** Selected by Buffalo in the second round, 50th overall, in the 2001 NHL Entry Draft... Claimed off waivers by Pittsburgh on Oct. 3, 2006... Acquired by Atlanta for a third-round selection (Robert Bortuzzo) in the 2007 NHL Entry Draft.

## CAREER HIGHLIGHTS

**First NHL Game:** 12/2/05 vs. SJ

**First NHL Goal:** 11/6/06 at ANA (Giguere)

**First NHL Assist:** 12/4/05 at COL

**Most Goals, Game:** 1 (3x), last - 3/5/12 vs. BUF

**Most Assists, Game:** 2 (2x), last - 12/13/10 at OTT

**Most Points, Game:** 3, 12/18/10 vs. NJD (1G, 2A)

**Most Penalty Minutes, Game:** 17, 1/18/08 at BUF

**Most Shots, Game:** 5 (2x), last - 4/1/08 vs. FLA

**Most Time On Ice, Game:** 17:18, 1/26/11 vs. WSH

**Longest Point Scoring Streak:** 4 games, 10/9/10-10/16/10 (3G, 1A)

**Longest Goal Scoring Streak:** 3 games, 10/9/10-10/15/10 (3G)

**Longest Assist Streak:** 2 games (8x), last - 12/18/10-12/20/10 (3A)

**Hat Tricks:** None

**Multiple-Point Games:** 6 (1, 3-point; 5, 2-point)

**Penalty Shots:** 0-1, 0.0% last - 1/10/12 at BOS (Rask) - no goal

**Shootout Attempts:** 0-1, 0.0%

## CAREER STATISTICS

Year	Team	League	REGULAR SEASON											PLAYOFFS				
			GP	G	A	PTS	PIM	+/-	PP	SH	GW	S	ATOI	GP	G	A	PTS	PIM
1999-00	North Bay	OHL	56	12	8	20	33	-	-	-	-	-	-	6	0	2	2	0
2000-01	North Bay	OHL	66	22	32	54	64	-	-	-	-	-	-	4	0	1	1	9
2001-02	North Bay	OHL	67	15	43	58	112	-	-	-	-	-	-	5	1	2	3	8
2002-03	Saginaw	OHL	37	19	19	38	68	-	-	-	-	-	-	-	-	-	-	-
	Plymouth	OHL	27	11	22	33	56	-	-	-	-	-	-	18	11	9	20	10
2003-04	Rochester	AHL	58	6	16	22	77	-	-	-	-	-	-	16	3	2	5	18
2004-05	Rochester	AHL	73	12	17	29	185	-	-	-	-	-	-	4	0	1	1	2
2005-06	Buffalo	NHL	2	0	1	1	7	-1	0	0	0	1	6:52	-	-	-	-	-
	Rochester	AHL	77	23	27	50	134	-	-	-	-	-	-	-	-	-	-	-
2006-07	Pittsburgh	NHL	39	3	2	5	69	1	0	0	1	40	7:54	-	-	-	-	-
	Wilkes-Barre	AHL	3	0	1	1	2	-	-	-	-	-	-	-	-	-	-	-
2007-08	Atlanta	NHL	73	5	13	18	92	-4	0	0	1	72	8:56	-	-	-	-	-
2008-09	Atlanta	NHL	82	7	8	15	104	-10	0	0	1	85	9:35	-	-	-	-	-
2009-10	Atlanta	NHL	76	4	9	13	89	6	0	3	0	63	9:58	-	-	-	-	-
2010-11	Atlanta	NHL	82	9	10	19	77	-4	2	0	0	114	13:47	-	-	-	-	-
2011-12	Winnipeg	NHL	72	4	7	11	83	-6	0	0	0	69	10:10	-	-	-	-	-
NHL Totals (7 seasons)			426	32	50	82	521	-18	2	3	3	444		-	-	-	-	-
Jets Totals (5 seasons)			385	29	47	76	445	-18	2	3	2	375		-	-	-	-	-

138763020 - NHL/GETTY IMAGES







## KYLE WELLWOOD

### CENTRE

HEIGHT: 5-10      WEIGHT: 180

SHOOTS: RIGHT

BORN: MAY 16, 1983

WINDSOR, ONTARIO  
CANADA

### CAREER VS NHL

TEAM	GP	G	A	PTS
ANAHEIM	12	4	2	6
BOSTON	28	1	8	9
BUFFALO	23	1	10	11
CALGARY	15	3	2	5
CAROLINA	17	3	5	8
CHICAGO	8	1	0	1
COLORADO	18	2	2	4
COLUMBUS	12	6	4	10
DALLAS	14	3	3	6
DETROIT	11	4	2	6
EDMONTON	13	4	2	6
FLORIDA	18	6	9	15
LOS ANGELES	13	5	4	9
MINNESOTA	16	1	3	4
MONTREAL	26	8	10	18
NASHVILLE	12	2	3	5
NEW JERSEY	17	2	3	5
N.Y. ISLANDERS	13	4	10	14
N.Y. RANGERS	17	4	4	8
OTTAWA	26	4	11	15
PHILADELPHIA	16	2	5	7
PHOENIX	15	3	4	7
PITTSBURGH	13	2	5	7
SAN JOSE	11	1	2	3
ST. LOUIS	10	0	2	2
TAMPA BAY	17	2	5	7
TORONTO	7	1	2	3
VANCOUVER	4	1	1	2
WASHINGTON	16	4	6	10
WINNIPEG	12	2	5	7
<b>TOTALS</b>	<b>450</b>	<b>86</b>	<b>134</b>	<b>220</b>

**2011-12:** Finished his first season in Winnipeg with new career-high 47 points (18G, 29A) while matching his previous best for goals in a season... Ranked fourth in the NHL in shooting percentage at 19.4% (min. 82 SOG)... Played his first game as a Winnipeg Jet on Oct. 9 vs. MTL... Scored first goal with the Jets in his second game on Oct. 13 at CHI... Tied a franchise record by scoring :08 into the first period on Oct. 17 vs. PIT... Played in his 400th NHL game on Dec. 9 vs. BOS... Recorded his only three-point (1G, 2A) night of the season on Mar. 26/12 vs. OTT.

**2010-11:** In 32 of his 35 games with the Sharks, he was either an even or plus player (+10)... Recorded his 100th career assist on Mar. 31 vs. DAL... First assist with San Jose on Feb. 17 vs. WSH... Notched his first point as a Shark with a goal on Feb. 1 vs. Phoenix... Made Sharks debut on Jan. 20 at VAN, his former team... Claimed off waivers from St. Louis on Jan. 8... Spent part of 2010-11 season with Mytishchi Atlanti of the Kontinental Hockey League recording eight points (5g, 3a) in 25 games.

**2009-10:** Appeared in 75 games for the Canucks in his second season with the team... Finished with 14 goals and 11 assists... Compiled five multi-point games through the season.

**2008-09:** Appeared in 74 games and scored 27 points (18G, 9A)... Finished the season with a career high in goals (18) including 10 power play goals... Played his first career NHL playoff game on April 15 vs. STL... Recorded six points (1G, 5A) in 10 playoff games with the Canucks... Ends streak of 159 games (April 13/06-Feb. 15/09) without recording a penalty when called for high sticking on Feb. 17/09 at CGY.

**2007-08:** After recording 42 points in 48 games the season prior, managed 21 points (8G, 13A) in 59 games in 2007-08... Had no penalty minutes for a second-straight season... Recorded team low -12 rating... Scored the game winning goal, his 100th career point, Feb. 7 at MTL... Scored two goals, his first tallies of the season, Nov. 13 vs. MTL.

**2006-07:** Finished the season fourth on the team with 30 assists and tied for sixth with 42 points... Collected a career high four assists, Oct. 5 at OTT... Registered a career high five-game point streak (1G, 7A) Oct. 5-14... Tallied three assists Nov. 11 vs. MTL... Scored a career high three goals and five total points, Dec. 16 vs. NYR... Notched three assists, Mar. 31 vs. PIT.

**2005-06:** Finished the season ranked tied for ninth among NHL rookies and tied for sixth in Maple Leafs scoring with 45 points (11G, 34A)... Ranked second on the team in games played (81)... Recorded a season high four points (1G, 3A), Dec. 19 vs. NYI... Had a season high four game point streak (8A), April 8-15... Collected three assists, April 11 vs. FLA.

**2004-05:** Finished the AHL season ranked tied for fourth in goals (38), fourth in points (87), tied for seventh in game winning goals (8), and tied for eighth in assists (49)... Led St. John's in games played (81-tied), first in goals, first in game winning goals, second in assists, second in points, second in plus/minus (+11), second in power play goals (11) and third in shots (184)... Scored five goals setting a franchise record for goals in a game by one player, Oct. 30 vs. Cleveland.

**2003-04:** Ranked first among AHL rookies in assists (35), first in points (55), first in power play points (21-tied), second in power play goals (8) and fourth in power play assists (13)... Scored his first career AHL goal in his first AHL game, Oct. 11 at Manitoba... Named AHL Rookie of the Month for November (2G, 12A).

**AMATEUR CAREER: 2000-01:** Ranked first in the OHL in assists (83), first in points (118) and first in plus/minus (+47) while playing with the Belleville Bulls.

**CAREER TRANSACTIONS:** Selected by Toronto in the fifth round, 134th overall, of the 2001 NHL Entry Draft... Claimed off waivers by Vancouver on May 25, 2008... Signed as an unrestricted free agent by St. Louis on Jan. 17, 2011... Signed by Atlant Mytishchi (KHL) on Oct. 3, 2010... Released by Atlant Mytishchi (KHL) on Jan. 8, 2011... Claimed off waivers by San Jose on Jan. 18, 2011... Signed as an unrestricted free agent by Winnipeg on Sept. 9, 2011... Re-signed by Winnipeg on July 13, 2012.

## CAREER HIGHLIGHTS

**First NHL Game:** 1/8/04 vs. OTT

**First NHL Goal:** 10/11/05 vs. PHI (Esche)

**First NHL Assist:** 10/8/05 vs. MTL

**Most Goals, Game:** 3, 12/16/06 vs. NYR

**Most Assists, Game:** 4, 10/5/06 at OTT

**Most Points, Game:** 5, 12/16/06 vs. NYR (3G, 2A)

**Most Penalty Minutes, Game:** 4, 3/10/06 at NYI

**Most Shots, Game:** 6 (2x), last - 2/23/11 at PIT

**Most Time On Ice, Game:** 24:06, 10/9/06 vs. FLA

**Longest Point Scoring Streak:** 5 games (2x), last - 1/16/12-1/23/12 (1G, 6A)

**Longest Goal Scoring Streak:** 3 games (2x), last - 11/29/08-12/4/08 (3G)

**Longest Assist Streak:** 4 games (3x), last - 1/16/12-1/21/12 (6A)

**Hat Tricks:** 1, 12/16/06 vs. NYR (3G)

**Multiple-Point Games:** 41 (1, 5-point; 2, 4-point; 5, 3-point; 33, 2-point)

**Penalty Shots:** 0-1, 0.0% last - 3/26/12 vs. OTT (Anderson)

**Shootout Attempts:** 10-30, 30.0%

## CAREER STATISTICS

Year	Team	League	REGULAR SEASON												PLAYOFFS				
			GP	G	A	PTS	PIM	+/-	PP	SH	GW	S	ATOI	GP	G	A	PTS	PIM	
1999-00	Belleville	OHL	65	14	37	51	14	18	-	-	-	-	-	16	3	7	10	6	
2000-01	Belleville	OHL	68	35	83	118	24	47	-	-	-	-	-	10	3	16	19	4	
2001-02	Belleville	OHL	28	16	24	40	4	0	4	0	4	-	-	-	-	-	-	-	
	Windsor	OHL	26	14	21	35	0	1	6	0	3	-	-	16	12	12	24	0	
2002-03	Windsor	OHL	57	41	59	100	0	18	14	2	-	-	-	7	5	9	14	0	
2003-04	Toronto	NHL	1	0	0	0	0	-1	0	0	0	1	-	-	-	-	-	-	
	St. John's	AHL	76	20	35	55	6	-14	9	0	1	-	-	-	-	-	-	-	
2004-05	St. John's	AHL	80	38	49	87	20	11	11	0	8	-	-	5	2	2	4	2	
2005-06	Toronto	NHL	81	11	34	45	14	0	3	0	0	117	-	-	-	-	-	-	
2006-07	Toronto	NHL	48	12	30	42	0	3	7	0	2	99	-	-	-	-	-	-	
2007-08	Toronto	NHL	59	8	13	21	0	-12	5	0	1	57	-	-	-	-	-	-	
2008-09	Vancouver	NHL	74	18	9	27	4	2	10	0	3	94	-	10	1	5	6	0	
2009-10	Vancouver	NHL	75	14	11	25	12	6	3	0	2	98	-	12	2	5	7	0	
2010-11	San Jose	NHL	35	5	8	13	0	10	0	0	0	50	-	18	1	6	7	0	
	Mytishchi Atlant	KHL	25	5	3	8	2	6	-	-	-	-	-	-	-	-	-	-	
2011-12	Winnipeg	NHL	77	18	29	47	4	3	4	0	1	93	-	-	-	-	-	-	
NHL Totals (8 seasons)			450	86	134	220	34	11	32	0	9	516		40	4	16	20	0	
Jets Totals (1 season)			77	18	29	47	4	3	4	4	0	93	-	-	-	-	-	-	





## BLAKE WHEELER

### RIGHT WING

HEIGHT: 6-4      WEIGHT: 222

SHOOTS: RIGHT

BORN: AUGUST 31, 1986

ROBBINSDALE, MINNESOTA  
USA

### CAREER VS NHL

TEAM	GP	G	A	PTS
ANAHEIM	5	1	2	3
BOSTON	5	2	3	5
BUFFALO	23	3	7	10
CALGARY	3	2	0	2
CAROLINA	20	5	10	15
CHICAGO	4	1	2	3
COLORADO	5	2	5	7
COLUMBUS	3	0	0	0
DALLAS	4	0	5	5
DETROIT	5	1	2	3
EDMONTON	4	1	2	3
FLORIDA	20	5	7	12
LOS ANGELES	6	2	3	5
MINNESOTA	6	0	2	2
MONTREAL	22	6	5	11
NASHVILLE	4	3	0	4
NEW JERSEY	15	4	1	5
N.Y. ISLANDERS	15	2	7	9
N.Y. RANGERS	15	2	3	5
OTTAWA	20	7	5	12
PHILADELPHIA	18	1	12	13
PHOENIX	6	0	3	3
PITTSBURGH	16	4	7	11
SAN JOSE	4	0	0	0
ST. LOUIS	5	5	1	6
TAMPA BAY	17	3	7	10
TORONTO	21	7	5	12
VANCOUVER	4	1	0	1
WASHINGTON	18	2	6	8
WINNIPEG	11	2	5	7
<b>TOTALS</b>	<b>324</b>	<b>74</b>	<b>117</b>	<b>191</b>

**2011-12:** Led the Winnipeg Jets in scoring in the team's inaugural season, compiling 64 points (17G, 47A) in 80 games... Set new career-highs in assists (47), points (64), power play goals (6), penalty minutes (55), and shots (208)... Ranked fourth in NHL with 38 even strength assists... Named NHL Second Star for the week ending Feb. 19 when he scored eight points (1G, 7A) in four games... Led Winnipeg with four shootout goals scored on six shootout attempts (66.7%)... Set single game career-high for assists 6 points in a game with four helpers on Feb. 19 vs. COL... Recorded two different six-game point streaks: Feb. 16-25, March 1-March 18 (4G, 4A) come to an end on March 18/12 vs. CAR (3-4L)... Scored in four straight games from Mar. 1- Mar. 9 (4G).

**2010-11:** Played his 200th NHL game on Jan. 1 at BUF ... Scored his 100th career NHL point (assist) on Jan. 10 at PIT ... Had a four-game scoring streak from Jan. 8-Jan. 13 (1G, 4A), along with a plus-6 rating ... Totaled 27 points (11G, 16A) in 58 games with Boston prior to being traded... Acquired by Atlanta from Boston on Feb. 18 in a four-player deal ... Scored 13 points (5G, 8A) in his first 16 games with Atlanta, from Feb. 19-Mar. 27 ... Ranked second on Thrashers with a plus-11 rating ... Thrashers scoring leader in March with 10 points (4G, 6A) in 14 games... Tallied two goals on Mar. 5 vs. FLA and on Apr. 5 at NSH ... Posted a four-game scoring streak from March 5-March 12 (3G, 2A).

**2009-10:** Was one of two Bruins to play in all 82 games ... Had seven multiple-point games with his season-high a 2G, 1A effort Jan. 5 at OTT, which tied his previous career-high for points in a game ... Had two three-game goal and point streaks, from Jan. 4-7 (4G, 3A) and Mar. 11-15 (3G, 1A) ... Took his first career fighting major penalty on Feb. 7 at MTL vs. Ryan O'Byrne ... Played his 100th NHL game on Nov. 14 at PIT ... Added six points in 13 playoff games, including two two-point games ... Had a three-game assist 6 point streak from May 3-7 ... Recorded his first NHL playoff points in a two-assist effort on April 17 at BUF and scored his first NHL playoff goal on May 5 at PHI.

**2008-09:** Finished second in the league to teammate David Krejci (+37) in plus/minus at +36 ... Finished tied for fifth among NHL rookies in goals (21), tied for sixth in assists (24) and ranked seventh overall in freshman points (45) ... Scored his 20th goal of the season March 31 at TBL, becoming the first 20-goal Boston rookie since 2005-06 (Brad Boyes, 26) ... Had 11 multiple-point games, including his first career hat trick scored Nov. 6 vs. TOR ... It came in his 13th NHL game, the fastest hat trick by a Boston rookie since Craig Janney netted three in his fifth game on March 13, 1988 vs. Quebec ... Had a four-game point streak from Nov. 28-Dec. 6 (3G, 3A) and had three three-game point streaks as well ... Went four-for-seven in shootouts and scored the deciding shootout goal on Nov. 22 at MTL ... Scored his first NHL goal in his first NHL game, Oct. 9 in Colorado, the first Bruin to accomplish that feat since Dec. 20/01 (Andy Hilbert vs. MTL) ... Played for the rookie team in the Young Stars Game at the 2009 NHL All-Star Weekend in Montreal ... Was named MVP of that game with four goals and an assist for five points in the 9-5 rookie win over the sophomores ... Began the season wearing number 42 but changed to 26 on Nov. 6 and scored a hat trick in his first game in the new number ... Went scoreless in eight playoff games, playing his first NHL post-season game on April 16 vs. MTL.

**AMATEUR CAREER: College:** Played three seasons of college hockey at the University of Minnesota before turning pro and foregoing his senior season ... Had 96 points with 155 penalty minutes in 127 career college games ... Led the team in scoring in 2007-08 with 35 points and earned an All-WCHA Third Team berth ... **Junior:** Played one season in the USHL with Green Bay and earned USHL All-Rookie Team honors in 2004-05 ...

**INTERNATIONAL CAREER:** Played for Team USA in the 2006 World Junior Championships (2G, 0A in seven games).

**CAREER TRANSACTIONS:** Selected by Phoenix in the first round, fifth overall, in the 2004 NHL Entry Draft... Elected to qualify for free agency on May 29, 2008... Signed by Boston as a free agent on July 1, 2008... Acquired from Boston by Atlanta with Mark Stuart in exchange for Rich Peverley and Boris Valabik on Feb. 19, 2011.

## CAREER HIGHLIGHTS

**First NHL Game:** 10/9/08 at COL

**First NHL Goal:** 10/9/08 at COL (Budaj)

**First NHL Assist:** 10/1/08 at DAL

**Most Goals, Game:** 3, 11/6/08 vs. TOR

**Most Assists, Game:** 4, 2/19/12 vs. COL

**Most Points, Game:** 4, 2/19/12 vs. COL (4A)

**Most Penalty Minutes, Game:** 7, 2/5/12 at MTL

**Most Shots, Game:** 9, 4/5/11 at NSH

**Most Time On Ice, Game:** 25:13, 2/9/12 at WSH

**Longest Point Scoring Streak:** 6 games (2x), last - 3/1/12-3/16/12 (4G, 4A)

**Longest Goal Scoring Streak:** 4 games, 3/1/12-3/9/12 (4G)

**Longest Assist Streak:** 5 games, 2/16/12-2/23/12 (10A)

**Hat Tricks:** 1, 11/6/08 vs. TOR (3G)

**Multiple-Point Games:** 41 (1, 4-point; 6, 3-point; 34, 2-point)

**Penalty Shots:** None

**Shootout Attempts:** 13-31, 41.9%

## CAREER STATISTICS

Year	Team	League	GP	G	A	PTS	PIM	REGULAR SEASON							PLAYOFFS			
								+/–	PP	SH	GW	S	ATOI	GP	G	A	PTS	PIM
2004-05	Green Bay	USHL	58	19	28	47	43	-	-	-	-	-	-	-	-	-	-	-
2005-06	U. of Minnesota	WCHA	39	9	14	23	41	-	-	-	-	-	-	-	-	-	-	-
2006-07	U. of Minnesota	WCHA	44	18	20	38	42	-	-	-	-	-	-	-	-	-	-	-
2007-08	U. of Minnesota	WCHA	44	15	20	35	72	-	-	-	-	-	-	-	-	-	-	-
2008-09	Boston	NHL	81	21	24	45	46	36	3	2	3	150	13:41	8	0	0	0	0
2009-10	Boston	NHL	8	18	20	38	53	-4	3	1	2	159	15:47	13	1	5	6	6
2010-11	Boston	NHL	58	11	16	27	32	8	0	0	2	101	16:14	-	-	-	-	-
	Atlanta	NHL	23	7	10	17	14	2	0	0	0	78	16:14	-	-	-	-	-
2011-12	Winnipeg	NHL	80	17	47	64	55	3	6	0	3	208	19:04	-	-	-	-	-
<b>NHL Totals (4 seasons)</b>			<b>324</b>	<b>74</b>	<b>117</b>	<b>191</b>	<b>200</b>	<b>45</b>	<b>12</b>	<b>3</b>	<b>10</b>	<b>696</b>		<b>21</b>	<b>1</b>	<b>5</b>	<b>6</b>	<b>6</b>
<b>Jets Totals (2 seasons)</b>			<b>103</b>	<b>24</b>	<b>57</b>	<b>81</b>	<b>69</b>	<b>5</b>	<b>6</b>	<b>0</b>	<b>3</b>	<b>286</b>		-	-	-	-	-





# JOHN ALBERT

## CENTRE

HEIGHT: 5-11 WEIGHT: 185 SHOOTS: LEFT  
 BORN: JANUARY 19, 1989 CLEVELAND, OH  
 SELECTED BY ATLANTA IN THE 6TH ROUND, 175 OVERALL, IN THE 2007 NHL DRAFT

Year	Team	League	GP	G	A	PTS	PIM	REGULAR SEASON							PLAYOFFS				
								+	-	PP	SH	GW	S	ATOI	GP	G	A	PTS	PIM
2004-05	Cleveland	NAHL	3	0	0	0	0												
2005-06	US Under 18	NAHL	36	8	15	23	23												
2006-07	US Under 18	NAHL	15	4	9	13	4												
2007-08	Ohio State	CCHA	41	4	17	21	10												
2008-09	Ohio State	CCHA	42	11	28	39	20												
2009-10	Ohio State	CCHA	39	6	24	30	20												
2010-11	Ohio State	CCHA	37	12	22	34	18												
2011-12	St. John's	AHL	64	9	18	27	28								15	3	2	5	8



# AUSTEN BRASSARD

## RIGHT WING

HEIGHT: 6-2 WEIGHT: 200 SHOOTS: RIGHT  
 BORN: JANUARY 14, 1993 WINDSOR, ON  
 SELECTED BY WINNIPEG IN THE FIFTH ROUND, 149TH OVERALL, IN THE 2011 NHL DRAFT

Year	Team	League	GP	G	A	PTS	PIM	REGULAR SEASON							PLAYOFFS				
								+	-	PP	SH	GW	S	ATOI	GP	G	A	PTS	PIM
2009-10	Windsor	OHL	37	4	8	12	36	5							-	-	-	-	-
	Belleville	OHL	26	6	11	17	9	-3							-	-	-	-	-
2010-11	Belleville	OHL	67	19	15	34	78	-19							4	1	0	1	4
2011-12	Belleville	OHL	64	27	24	51	71	6							6	1	1	2	6



# CHRIS CARROZZI

## GOALIE

HEIGHT: 6-3 WEIGHT: 190 CATCHES: LEFT  
 BORN: MARCH 2, 1990 NEPEAN, ON  
 SELECTED BY ATLANTA IN THE SIXTH ROUND, 154TH OVERALL, IN THE 2007 NHL DRAFT

Year	Team	League	GP	MIN	GA	EN	REGULAR SEASON							PLAYOFFS		
							SO	GAA	W	L	T	SVS	PCT	GP	A	PIM
2006-07	Toronto	OHL	25	1130	81	2	0	4.30	6	7	2	695	0.895	-	-	-
2007-08	Mississauga	OHL	47	2505	115	2	4	2.75	25	18	2	1170	0.911	-	-	-
2008-09	Mississauga	OHL	47	2715	133	2	2	2.94	27	14	3	1310	0.908	2	0	0
2009-10	Mississauga	OHL	37	2089	82	0	5	2.36	19	10	5	897	0.916	8	0	2
2010-11	Gwinnett	ECHL	47	2544	137	2	2	3.23	16	20	6	1161	0.894	-	-	-
	Chicago	AHL	1	65	6	0	0	5.55	0	1	0	21	0.778	-	-	-
2011-12	Colorado	ECHL	1	60	6	0	0	6.00	0	1	0	29	0.829	-	-	-
	Ontario	ECHL	29	1609	61	5	3	2.27	17	6	4	726	0.922	2	-	-
	St. John's	AHL	2	120	7	0	0	3.50	1	1	0	50	0.877	-	-	-





# BEN CHIAROT

## DEFENCE

HEIGHT: 6-3 WEIGHT: 222 SHOOTS: LEFT  
BORN: MAY 9, 1991 HAMILTON, ON

SELECTED BY ATLANTA IN THE FOURTH ROUND, 120TH OVERALL, IN THE 2009 NHL DRAFT

Year	Team	League	GP	G	A	PTS	PIM	+/-	PP	SH	GW	S	ATOI	PLAYOFFS				
														GP	G	A	PTS	PIM
2007-08	Guelph	OHL	31	0	0	0	14	-3						-	-	-	-	-
2008-09	Guelph	OHL	67	2	10	12	111	11						4	0	3	3	8
2009-10	Guelph	OHL	41	4	9	13	106	6						-	-	-	-	-
	Sudbury	OHL	26	4	4	8	61	-13						4	1	0	1	6
2010-11	Chicago	AHL	1	0	0	0	4	-1						-	-	-	-	-
	Sudbury	OHL	25	5	8	13	62	-5						-	-	-	-	-
	Saginaw	OHL	39	5	19	24	51	11						12	1	4	5	21
2011-12	St. John's	AHL	18	1	1	2	19	-6						-	-	-	-	-
	Colorado	ECHL	24	6	7	13	13	-1						-	-	-	-	-



# YASIN CISSE

## FORWARD

HEIGHT: 6-3 WEIGHT: 212 SHOOTS: RIGHT  
BORN: MARCH 11, 1992 WESTMOUNT, PQ

SELECTED BY ATLANTA IN THE FIFTH ROUND, 150TH OVERALL, IN THE 2010 NHL DRAFT

Year	Team	League	GP	G	A	PTS	PIM	+/-	PP	SH	GW	S	ATOI	PLAYOFFS				
														GP	G	A	PTS	PIM
2008-09	Des Moines	USHL	31	2	6	8	46	-15						-	-	-	-	-
2009-10	Des Moines	USHL	18	13	6	19	16	3						-	-	-	-	-
2010-11	Boston	H-East	1	0	0	0	0							-	-	-	-	-
2011-12	Boston	H-East	25	2	3	5	24							-	-	-	-	-



# MARK DEKANICH

## GOALIE

HEIGHT: 6-2 WEIGHT: 192 CATCHES: LEFT  
BORN: MAY 10, 1986 NORTH VANCOUVER, BC

SELECTED BY NASHVILLE IN THE FIRST ROUND, 146TH OVERALL, IN THE 2006 NHL DRAFT

Year	Team	League	GP	MIN	GA	EN	SO	GAA	W	L	T	SVS	PCT	PLAYOFFS		
														GP	A	PIM
2002-03	Coquitlam	BCHL	20	1059	83	0	0	4.70	3	11	0	578	0.874	-	-	-
2003-04	Coquitlam	BCHL	30	1647	89	0	2	3.24	13	15	1	897	0.909	-	-	-
2004-05	Colgate	ECAC	5	161	5	0	0	1.85	1	1	0	47	0.904	-	-	-
2005-06	Colgate	ECAC	36	2126	81	0	4	2.29	18	11	6	988	0.924	-	-	-
2006-07	Colgate	ECAC	36	2136	83	0	1	2.33	15	17	4	993	.0923	-	-	-
2007-08	Colgate	ECAC	41	2389	96	0	6	2.16	18	6	6	1043	0.924	-	-	-
2008-09	Milwaukee	AHL	30	1663	58	3	1	2.09	15	10	2	695	0.923	-	-	-
2009-10	Milwaukee	AHL	49	2804	109	3	4	2.33	27	16	4	1157	0.914	7	0	2
2010-11	Cincinnati	ECHL	2	125	1	0	1	0.48	2	0	0	51	0.981	-	-	-
	Milwaukee	AHL	43	2500	84	5	4	2.02	23	12	5	1128	0.931	-	-	-
2011-12	Nashville	NHL	1	50	3	0	0	3.60				22	0.880	-	-	-
	Springfield	AHL	5	240	16	1	0	4.00	1	2	1	104	0.867	-	-	-



# AARON GAGNON

## CENTRE

HEIGHT: 5-10 WEIGHT: 190 SHOOTS: RIGHT

BORN: APRIL 24, 1986 QUESNEL, BC

SELECTED BY PHOENIX IN THE 8TH ROUND, 240 OVERALL, IN THE 2004 NHL DRAFT

Year	Team	League	REGULAR SEASON											PLAYOFFS				
			GP	G	A	PTS	PIM	+/-	PP	SH	GW	S	ATOI	GP	G	A	PTS	PIM
2001-02	Seattle	WHL	2	0	0	0	0							-	-	-	-	-
2002-03	Seattle	WHL	60	5	13	18	14							15	3	2	5	4
2003-04	Seattle	WHL	63	21	15	36	29							-	-	-	-	-
2004-05	Seattle	WHL	72	31	34	65	29							12	4	5	9	16
2005-06	Seattle	WHL	62	24	21	45	40							7	5	3	8	6
2006-07	Seattle	WHL	59	42	38	80	58							11	6	2	8	10
2007-08	Idaho	ECHL	22	7	14	21	4							4	1	1	2	2
2008-09	Iowa	AHL	25	0	1	1	8							-	-	-	-	-
	Grand Rapids	AHL	61	8	11	19	28							10	1	2	3	2
2009-10	Texas	AHL	78	27	31	58	42							24	8	4	12	18
2010-11	Dallas	NHL	2	0	0	0	0							-	-	-	-	-
	Texas	AHL	58	14	23	37	24							6	2	2	4	4
2011-12	Dallas	NHL	19	0	2	2	0							-	-	-	-	-
	Winnipeg	NHL	7	0	0	0	0	-1						-	-	-	-	-
	St. John's	AHL	63	14	20	34	14	-11	7	0	1	125		15	5	4	9	6



# JASON GREGOIRE

## LEFT WING

HEIGHT: 6-0 WEIGHT: 190 SHOOTS: LEFT

BORN: FEBRUARY 24, 1989 WINNIPEG, MB

SELECTED BY NY ISLANDERS IN THE THIRD ROUND, 76TH OVERALL, IN THE 2007 NHL DRAFT

Year	Team	League	REGULAR SEASON												PLAYOFFS				
			GP	G	A	PTS	PIM	+/-	PP	SH	GW	S	ATOI	GP	G	A	PTS	PIM	
2006-07	Lincoln	USHL	32	16	20	36	10	28						4	4	0	4	2	
2007-08	Lincoln	USHL	54	37	32	69	41	18						8	3	9	12	6	
2008-09	U. of North Dakota	WCHA	42	12	17	29	28							-	-	-	-	-	
2009-10	U. of North Dakota	WCHA	43	20	17	37	10							-	-	-	-	-	
2010-11	U. of North Dakota	WCHA	35	25	18	43	8							-	-	-	-	-	
2011-12	St. John's	AHL	44	6	8	14	13	4						-	-	-	-	-	



# AARON HARSTAD

## DEFENCE

HEIGHT: 6-2 WEIGHT: 205 SHOOTS: LEFT

BORN: APRIL 27, 1992 STEVENS POINT, WI

SELECTED BY WINNIPEG IN THE SEVENTH ROUND, 187TH OVERALL, IN THE 2011 NHL DRAFT

Year	Team	League	REGULAR SEASON												PLAYOFFS				
			GP	G	A	PTS	+/-	PP	SH	GW	S	ATOI	GP	G	A	PTS	PIM		
2008-09	Green Bay	USHL	10	0	0	0	2						5	0	0	0	6		
2009-10	Green Bay	USHL	47	2	6	8	61						11	0	3	3	9		
2010-11	Green Bay	USHL	51	7	14	21	73						11	2	2	4	26		
2011-12	Colorado	WCHA	29	0	6	6	27						-	-	-	-	-		



# CONNOR HELLEBUYCK

## GOALIE

HEIGHT: 6-4 WEIGHT: 190 CATCHES: LEFT  
 BORN: MAY 19, 1993 COMMERCE, MI  
 SELECTED BY WINNIPEG IN THE FIFTH ROUND, 130TH OVERALL, IN THE 2012 NHL DRAFT

Year	Team	League	REGULAR SEASON											PLAYOFFS		
			GP	MIN	GA	EN	SO	GAA	W	L	T	SVS	PCT	GP	A	PIM
2011-12	Odessa	NAHL	53	3085	128	0	3	2.49	26	21	5	1695	0.930	4	0	0



# JASON JAFFRAY

## LEFT WING

HEIGHT: 6-1 WEIGHT: 195 SHOOTS: LEFT  
 BORN: JUNE 30, 1981 OLDS, ALBERTA

Year	Team	League	REGULAR SEASON												PLAYOFFS				
			GP	G	A	PTS	PIM	+	-	PP	SH	GW	S	ATOI	GP	G	A	PTS	PIM
1997-98	Edmonton	WHL	6	0	1	1	0	-						-	-	-	-	-	
1998-99	Kootenay	WHL	57	14	12	26	50	8						7	1	2	3	6	
1999-00	Kootenay	WHL	71	24	28	52	104	0						21	10	9	19	17	
2000-01	Kootenay	WHL	70	31	42	73	108	16						11	5	7	12	10	
2001-02	Kootenay	WHL	32	15	19	34	38	0						-	-	-	-	-	
2002-03	Swift Current	WHL	41	23	26	49	44	21						12	4	5	9	25	
	Roanoke	ECHL	64	34	51	85	89	4						4	0	3	3	4	
2003-04	Norfolk	AHL	2	0	0	0	0	-						-	-	-	-	-	
	Wheeling	ECHL	54	37	37	74	81	20						2	1	1	2	2	
2004-05	WB/Scranton	AHL	5	0	1	1	0	-1						-	-	-	-	-	
	Wheeling	ECHL	23	6	6	12	22	1						-	-	-	-	-	
	Cleveland	AHL	30	10	6	16	23	8						-	-	-	-	-	
2005-06	Manitoba	AHL	14	4	4	8	6	7						1	0	0	0	0	
	Manitoba	AHL	73	12	35	47	58	4						13	6	1	7	11	
2006-07	Manitoba	AHL	77	35	46	81	75	12						13	6	7	13	6	
2007-08	Manitoba	AHL	43	21	27	48	51	21						3	1	4	5	0	
2008-09	Vancouver	NHL	19	2	4	6	19	4	1	0	1	15		-	-	-	-	-	
	Manitoba	AHL	56	23	26	49	52	17						22	9	10	19	12	
2009-10	Vancouver	NHL	14	2	2	4	14	-2	0	0	2	11		-	-	-	-	-	
	Calgary	NHL	3	0	0	0	0	-1	0	0	0	4		-	-	-	-	-	
	Abbotsford	AHL	72	25	29	54	70	24						9	2	1	3	8	
2010-11	Manitoba	AHL	6	1	1	2	2	-1						14	3	6	9	6	
2011-12	St. John's	AHL	47	17	21	38	30	-2						-	-	-	-	-	
	Winnipeg	NHL	13	0	1	1	7	-1	0	0	0	10		-	-	-	-	-	



# JASON KASDORF

## GOALIE

HEIGHT: 6-3 WEIGHT: 190 CATCHES: LEFT  
 BORN: MAY 18, 1992 WINNIPEG, MB  
 SELECTED BY WINNIPEG IN THE SIXTH ROUND, 157TH OVERALL, IN THE 2011 NHL DRAFT

Year	Team	League	REGULAR SEASON											PLAYOFFS		
			GP	MIN	GA	EN	SO	GAA	W	L	T	SVS	PCT	GP	A	PIM
2009-10	Portage	MJHL	89	2094	89	0	2	2.55	19	10	5	907	0.911	5	0	0
2011-12	Des Moines	USHL	33	1750	100	0	3	3.43	10	16	5	843	0.894	-	-	-



# CARL KLINGBERG

LEFT WING

HEIGHT: 6-2 WEIGHT: 210 SHOOTS: RIGHT

BORN: JANUARY 28, 1991 GOTHEBURG, SWEDEN

SELECTED BY ATLANTA IN THE 2ND ROUND, 34TH OVERALL, IN THE 2009 NHL DRAFT

Year	Team	League	REGULAR SEASON											PLAYOFFS				
			GP	G	A	PTS	PIM	+/-	PP	SH	GW	S	ATOI	GP	G	A	PTS	PIM
2008-09	Boras HC	Swe-1	8	4	2	6	2							-	-	-	-	-
	Vastra Frolunda HC	SEL	10	2	1	3	0							-	-	-	-	-
2009-10	Boras HC	Swe-1	4	0	5	5	2							-	-	-	-	-
	Vastra Frolunda HC	SEL	42	6	7	13	16						7	0	0	0	2	
2010-11	Atlanta	NHL	1	0	0	0	0							-	-	-	-	-
	Vastra Frolunda HC	SEL	38	2	1	3	12							-	-	-	-	-
	Timra IK	SEL	11	3	2	5	2							-	-	-	-	-
	Chicago	AHL	8	1	0	1	6							-	-	-	-	-
2011-12	St. John's	AHL	66	15	22	37	39	2						12	1	1	2	0
	Winnipeg	NHL	6	0	0	0	4	-1	0	0	0	7		-	-	-	-	-



# SCOTT KOSMACHUK

RIGHT WING

HEIGHT: 6-0 WEIGHT: 182 SHOOTS: RIGHT

BORN: JANUARY 24, 1994 TORONTO, ON

SELECTED BY WINNIPEG IN THE THIRD ROUND, 70TH OVERALL, IN THE 2012 NHL DRAFT

Year	Team	League	GP	G	A	PTS	PIM	REGULAR SEASON							PLAYOFFS				
								+	PP	SH	GW	S	ATOI	GP	G	A	PTS	PIM	
2010-11	Guelph	OHL	68	6	15	21	25	5						6	1	0	1	5	
2011-12	Guelph	OHL	67	30	29	59	110	-10						6	2	3	5	12	



# ARTURS KULDA

DEFENCE

HEIGHT: 6-2 WEIGHT: 195 SHOOTS: LEFT

BORN: JULY 25, 1988

RIGA, LATVIA

SELECTED BY ATLANTA IN THE SEVENTH ROUND, 200TH OVERALL, IN THE 2006 NHL DRAFT

Year	Team	League	REGULAR SEASON											PLAYOFFS				
			GP	G	A	PTS	PIM	+/-	PP	SH	GW	S	ATOI	GP	G	A	PTS	PIM
2006-07	Peterborough	OHL	58	2	9	11	83	-13						-	-	-	-	-
2007-08	Peterborough	OHL	55	7	27	34	87	9						5	1	3	4	6
	Chicago	AHL	5	0	1	1	10	3						21	1	4	5	32
2008-09	Chicago	AHL	57	1	14	15	59	7						-	-	-	-	-
2009-10	Chicago	AHL	66	6	19	25	46	46						14	1	4	5	8
	Atlanta	NHL	4	0	2	2	2	2						-	-	-	-	-
2010-11	Chicago	AHL	69	5	12	17	73	-1						-	-	-	-	-
	Atlanta	NHL	2	0	0	0	2	-2						-	-	-	-	-
2011-12	St. John's	AHL	63	6	14	20	62	18						13	0	1	1	8
	Winnipeg	NHL	9	0	0	0	4	3	0	0	0	8		-	-	-	-	-
	Novosibirsk	KHL	4	3	0	3	6	-2						-	-	-	-	-



# TANNER LANE

## FORWARD

HEIGHT: 6-3 WEIGHT: 180 SHOOTS: RIGHT  
BORN: AUGUST 13, 1992 DETROIT LAKE, MN  
SELECTED BY ATLANTA IN THE SIXTH ROUND, 160TH OVERALL, IN THE 2010 NHL DRAFT

Year	Team	League	REGULAR SEASON													PLAYOFFS				
			GP	G	A	PTS	PIM	+/-	PP	SH	GW	S	ATOI	GP	G	A	PTS	PIM		
2010-11	Fargo	USHL	57	4	9	13	48	-7							5	0	0	0	0	
2011-12	Fargo	USHL	12	1	8	9	10	-4							-	-	-	-	-	
	Omaha	USHL	48	12	20	32	38	12							4	0	0	0	2	



# ADAM LOWRY

## LEFT WING

HEIGHT: 6-5 WEIGHT: 200 SHOOTS: LEFT  
BORN: MARCH 29, 1993 CALGARY, AB  
SELECTED BY WINNIPEG IN THE THIRD ROUND, 67TH OVERALL, IN THE 2011 NHL DRAFT

Year	Team	League	REGULAR SEASON													PLAYOFFS			
			GP	G	A	PTS	PIM	+/-	PP	SH	GW	S	ATOI	GP	G	A	PTS	PIM	
2009-10	Swift Current	WHL	61	15	19	34	57	9							3	0	1	1	6
2010-11	Swift Current	WHL	66	18	27	45	84	-21							-	-	-	-	-
2011-12	Swift Current	WHL	36	12	25	37	90	4							-	-	-	-	-



# MAXIME MACENAUER

## CENTRE

HEIGHT: 6-0 WEIGHT: 200 SHOOTS: LEFT  
BORN: JANUARY 4, 1989 LAVAL, PQ  
SELECTED BY ANAHEIM IN THE THIRD ROUND, 63RD OVERALL, IN THE 2007 NHL DRAFT

Year	Team	League	REGULAR SEASON												PLAYOFFS			
			GP	G	A	PTS	PIM	+/-	PP	SH	GW	S	ATOI	GP	G	A	PTS	PIM
2005-06	Rimouski	QMJHL	41	8	14	22	30	-19							-	-	-	-
2006-07	Rouyn-Noranda	QMJHL	14	1	3	4	10	-2							-	-	-	-
2007-08	Rouyn-Noranda	QMJHL	67	23	37	60	53	27							17	6	10	16
2008-09	Rouyn-Noranda	QMJHL	35	15	9	24	34	2							-	-	-	-
2009-10	Bakersfield	ECHL	45	5	16	21	49	-2							6	1	0	1
2010-11	Syracuse	AHL	79	13	19	32	35	-10							-	-	-	-
2011-12	Anaheim	NHL	29	1	3	4	18	-4	0	0	1	14			-	-	-	-
	Syracuse	AHL	13	4	2	6	2	2							-	-	-	-
	St. John's	AHL	9	0	1	1	2	-2							10	1	0	1





# BEN MAXWELL

## CENTRE

HEIGHT: 6-1 WEIGHT: 200 SHOOTS: LEFT  
 BORN: MARCH 30, 1989 NORTH VANCOUVER, BC  
 SELECTED BY MONTREAL IN THE 2ND ROUND, 49TH OVERALL, IN THE 2006 NHL DRAFT

Year	Team	League	GP	G	A	PTS	PIM	REGULAR SEASON							PLAYOFFS				
								+	-	PP	SH	GW	S	ATOI	GP	G	A	PTS	PIM
2003-04	Kootenay	WHL	3	0	1	1	2	2							1	0	0	0	0
		BCHL	2	0	0	0	0								-	-	-	-	-
2004-05	Kootenay	WHL	68	8	10	18	37	6							16	0	1	1	6
2005-06	Kootenay	WHL	69	28	32	60	52	17							6	3	5	8	0
2006-07	Kootenay	WHL	39	19	34	53	42	20							7	1	4	5	21
2007-08	Kootenay	WHL	31	9	18	27	26	1							10	6	3	9	14
2008-09	Hamilton	AHL	73	22	36	58	58	6							6	3	1	4	4
	Montreal	NHL	7	0	0	0	2	-1	0	0	0	0	2		-	-	-	-	-
2009-10	Hamilton	AHL	57	16	28	44	22	11							1	0	0	0	0
	Montreal	NHL	13	0	0	0	6	-2	0	0	0	0	6		1	0	0	0	0
2010-11	Hamilton	AHL	47	11	29	40	32	-2							-	-	-	-	-
	Chicago	AHL	2	0	1	1	0	0							-	-	-	-	-
2011-12	Atlanta	NHL	12	1	1	2	9	-7	0	0	0	0	13		-	-	-	-	-
	Winnipeg	NHL	9	1	4	5	0	3	0	0	0	0	1		-	-	-	-	-
	Anaheim	NHL	6	0	1	1	2	1	0	0	0	0	6		-	-	-	-	-
	St. John's	AHL	43	8	17	25	35	-7							15	3	4	7	4



# DEREK MEECH

## DEFENCE

HEIGHT: 5-11 WEIGHT: 200 SHOOTS: LEFT  
 BORN: APRIL 21, 1984 WINNIPEG, MB  
 SELECTED BY DETROIT IN THE SEVENTH ROUND, 229TH OVERALL, IN THE 2002 NHL DRAFT

Year	Team	League	REGULAR SEASON												PLAYOFFS					
			GP	G	A	PTS	PIM	+	-	PP	SH	GW	S	ATOI	GP	G	A	PTS	PIM	+
1999-00	Red Deer	WHL	5	1	0	1	2	-1												
2000-01	Red Deer	WHL	60	2	7	9	40	7							22	0	0	0	0	0
2001-02	Red Deer	WHL	71	8	19	27	33	35							13	1	1	2	6	6
2002-03	Red Deer	WHL	65	6	16	22	53	31							12	1	1	2	12	12
2003-04	Red Deer	WHL	62	10	28	38	40	-6							19	4	7	11	10	10
2004-05	Grand Rapids	AHL	78	6	8	14	40	-2							-	-	-	-	-	-
2005-06	Grand Rapids	AHL	79	4	16	20	85	3							16	0	2	2	4	4
2006-07	Grand Rapids	AHL	67	6	23	29	40	0							7	0	1	1	1	4
	Detroit	NHL	4	0	0	0	2	1	0	0	0	0	3		-	-	-	-	-	-
2007-08	Detroit	NHL	32	0	3	3	6	-5	0	0	0	0	44		-	-	-	-	-	-
	Grand Rapids	AHL	6	1	1	2	0	-7							-	-	-	-	-	-
2008-09	Detroit	NHL	41	2	5	7	12	-12	0	0	0	0	44		2	0	0	0	0	0
2009-10	Detroit	NHL	49	2	4	6	19	-12	1	0	2	57		-	-	-	-	-	-	-
2010-11	Grand Rapids	AHL	74	10	27	37	81	17							-	-	-	-	-	-
2011-12	Winnipeg	NHL	2	0	0	0	4	1	0	0	0	0	2		-	-	-	-	-	-
	St. John's	AHL	6	0	2	2	0	0							15	4	5	9	2	2



# JULIEN MELCHIORI

## DEFENCE

HEIGHT: 6-4 WEIGHT: 212 SHOOTS: LEFT  
 BORN: DECEMBER 6, 1991 RICHMOND HILL, ON  
 SELECTED BY ATLANTA IN THE THIRD ROUND, 87TH OVERALL, IN THE 2010 NHL DRAFT

Year	Team	League	REGULAR SEASON												PLAYOFFS				
			GP	G	A	PTS	PIM	+/-	PP	SH	GW	S	ATOI	GP	G	A	PTS	PIM	
2008-09	Newmarket	OJHL	48	2	20	22	34							-	-	-	-	-	
2009-10	Newmarket	OJHL	39	7	16	23	16	3						-	-	-	-	-	
2010-11	Kitchener	OHL	63	1	18	19	55	24						3	0	0	0	0	
2011-12	St. John's	AHL	1	0	0	0	0	-1						-	-	-	-	-	
	Kitchener	OHL	35	2	17	19	43	6						-	-	-	-	-	
	Oshawa	OHL	26	0	17	17	22	4						6	2	1	3	2	



# ERIC O'DELL

## CENTRE

HEIGHT: 6-1 WEIGHT: 190 SHOOTS: RIGHT  
 BORN: JUNE 21, 1990 OTTAWA, ON  
 SELECTED BY ANAHEIM IN THE SECOND ROUND, 39TH OVERALL, IN THE 2008 NHL DRAFT

REGULAR SEASON														PLAYOFFS				
Year	Team	League	GP	G	A	PTS	PIM	+/-	PP	SH	GW	S	ATOI	GP	G	A	PTS	PIM
2006-07	Ottawa Jr.	CJHL	2	1	0	1	0								-	-	-	-
2007-08	Sudbury	OHL	26	14	18	32	19	10							-	-	-	-
	Cumberland	CJHL	34	23	33	56	12								-	-	-	-
2008-09	Sudbury	OHL	65	33	30	63	55	-11						6	0	4	4	4
2009-10	Sudbury	OHL	68	33	35	68	63	-16						4	0	2	2	2
	Chicago	AHL	3	0	0	0	0	-1						-	-	-	-	-
2010-11	Sudbury	OHL	39	20	24	44	34	-13						8	7	5	12	15
2011-12	St. John's	AHL	39	12	10	22	27	6						3	0	0	0	2



# WILL O'NEILL

## DEFENCE

HEIGHT: 6-1 WEIGHT: 200 SHOOTS: LEFT  
 BORN: APRIL 28, 1988 SALEM, MA  
 SELECTED BY ATLANTA IN THE SEVENTH ROUND, 210TH OVERALL, IN THE 2006 NHL DRAFT

Year	Team	League	REGULAR SEASON												PLAYOFFS				
			GP	G	A	PTS	PIM	+/-	PP	SH	GW	S	ATOI	GP	G	A	PTS	PIM	
2006-07	Omaha	USHL	57	4	9	13	73	5						5	0	0	0	8	
2007-08	Omaha	USHL	58	5	19	24	95	48						14	1	6	7	38	
2008-09	U. of Maine	H-East	34	4	12	16	82							-	-	-	-	-	
2009-10	U. of Maine	H-East	39	8	23	31	69							-	-	-	-	-	
2010-11	U. of Maine	H-East	28	4	17	21	44							-	-	-	-	-	
2011-12	U. of Maine	H-East	40	3	30	33	68							-	-	-	-	-	
	St. John's	AHL	7	1	2	3	9	1						-	-	-	-	-	



# RYAN OLSEN

## CENTRE

HEIGHT: 6-2 WEIGHT: 190 SHOOTS: RIGHT

BORN: MARCH 25, 1994 DELTA, BC

SELECTED BY WINNIPEG IN THE SIXTH ROUND, 160TH OVERALL, IN THE 2012 NHL DRAFT

Year	Team	League	GP	G	A	PTS	PIM	REGULAR SEASON							PLAYOFFS				
								+	-	PP	SH	GW	S	ATOI	GP	G	A	PTS	PIM
2009-10	Saskatoon	WHL	5	0	0	0	2	0							-	-	-	-	-
2010-11	Saskatoon	WHL	63	7	7	14	39	-11							3	0	0	0	4
2011-12	Saskatoon	WHL	67	15	17	32	64	-12							4	0	0	0	4



# EDWARD PASQUALE

## GOALIE

HEIGHT: 6-3 WEIGHT: 220 SHOOTS: RIGHT

BORN: NOVEMBER 20, 1990 TORONTO, ON

SELECTED BY ATLANTA IN THE FOURTH ROUND, 117TH OVERALL, IN THE 2009 NHL DRAFT

Year	Team	League	GP	MIN	GA	EN	REGULAR SEASON							PLAYOFFS				
							SO	GAA	W	L	T	SVS	PCT	GP	A	PIM		
2006-07	Belleville	OHL	7	367	19	0	0	3.10	4	1	0	209	0.917	-	-	-	-	-
2007-08	Belleville	OHL	10	558	27	1	1	2.90	4	4	2	243	0.900	-	-	-	-	-
	Saginaw	OHL	13	661	39	1	0	3.54	8	5	0	315	0.890	2	1	0		
2008-09	Saginaw	OHL	61	3536	178	4	0	3.02	32	21	6	1821	0.911	8	1	0		
2009-10	Saginaw	OHL	51	2898	153	0	1	3.17	27	17	5	1677	0.916	6	0	0		
2010-11	Chicago	AHL	24	1372	67	2	1	2.93	11	11	1	604	0.900	-	-	-	-	-
	Gwinnett	ECHL	12	715	44	1	0	3.69	7	4	0	387	0.898	-	-	-	-	-
2011-12	St. John's	AHL	38	2163	87	5	4	2.41	23	12	1	894	0.911	15	0	4		



# JAIME PHILLIPS

## GOALIE

HEIGHT: 6-3 WEIGHT: 180 CATCHES: LEFT

BORN: MARCH 24, 1993

SELECTED BY WINNIPEG IN THE SEVENTH ROUND, 190TH OVERALL, IN THE 2012 NHL DRAFT

Year	Team	League	GP	MIN	GA	EN	REGULAR SEASON							PLAYOFFS		
							SO	GAA	W	L	T	SVS	PCT	GP	A	PIM
2010-11	Pembroke	CCHL	33	1857	66	0	6	2.13	25	6	1	691	0.913	-	-	-
2011-12	Toronto	OJHL	11	637	33	0	1	3.11	4	4	2	366	0.917	10	0	4



# ZACH REDMOND

## DEFENCE

HEIGHT: 6-2 WEIGHT: 200 SHOOTS: RIGHT

BORN: JULY 26, 1988 TRAVERSE CITY, MI

SELECTED BY ATLANTA IN THE SEVENTH ROUND, 184TH OVERALL, IN THE 2008 NHL DRAFT

Year	Team	League	GP	G	A	PTS	PIM	REGULAR SEASON							PLAYOFFS				
								+	-	PP	SH	GW	S	ATOI	GP	G	A	PTS	PIM
2005-06	Sioux Falls	USHL	48	4	7	11	57	-1							11	1	2	3	4
2006-07	Sioux Falls	USHL	60	8	31	39	37	2							8	3	7	10	8
2007-08	Ferris State	CCHA	37	6	13	19	33								-	-	-	-	-
2008-09	Ferris State	CCHA	38	3	21	24	48								-	-	-	-	-
2009-10	Ferris State	CCHA	40	6	21	27	46								-	-	-	-	-
2010-11	Ferris State	CCHA	26	7	13	20	20								-	-	-	-	-
	Chicago	AHL	3	0	0	0	4	0							-	-	-	-	-
2011-12	St. John's	AHL	72	8	23	31	33	9							10	1	2	3	10



# JORDAN SAMUELS-THOMAS

## LEFT WING

HEIGHT: 6-3 WEIGHT: 200 SHOOTS: LEFT

BORN: MAY 28, 1990

WINDSOR, CT

SELECTED BY ATLANTA IN THE SEVENTH ROUND, 203RD OVERALL, IN THE 2009 NHL DRAFT

Year	Team	League	REGULAR SEASON											
			GP	G	A	PTS	PIM	+/-	PP	SH	GW	S	ATOI	
2007-08	Waterloo	USHL	56	8	3	11	65	-3						
2008-09	Waterloo	USHL	59	32	22	54	59	17						
2009-10	Bowling	CCHA	35	11	14	25	30							
2010-11	Bowling	CCHA	36	9	12	21	46							

PLAYOFFS					
GP	G	A	PTS	PIM	
11	0	2	2	10	
3	2	1	3	2	
-	-	-	-	-	
-	-	-	-	-	



# VINNY SAPONARI

## RIGHT WING

HEIGHT: 6-1 WEIGHT: 205 SHOOTS: RIGHT

BORN: FEBRUARY 15, 1990

POWDER SPRINGS, GA

SELECTED BY ATLANTA IN THE FOURTH ROUND, 94TH OVERALL, IN THE 2008 NHL DRAFT

Year	Team	League	GP	G	A	PTS	REGULAR SEASON							S	ATOI
							PIM	+/-	PP	SH	GW				
2006-07	U.S. Under-18	NAHL	35	9	10	19	43								
2007-08	U.S. Under-18	NAHL	15	1	7	8	0	5							
2008-09	Boston University	H-East	44	8	9	17	39								
2009-10	Boston University	H-East	38	12	18	30	32								
2010-11	Dubuque	USHL	56	18	46	64	35	17							
2011-12	Northeastern U.	H-East	34	7	16	23	14								

PLAYOFFS					
GP	G	A	PTS	PIM	
-	-	-	-	-	
-	-	-	-	-	
-	-	-	-	-	
-	-	-	-	-	
11	5	4	9	6	
-	-	-	-	-	



# MARK SCHEIFELE

## CENTRE

HEIGHT: 6-2 WEIGHT: 190 SHOOTS: RIGHT

BORN: MARCH 15, 1993

KITCHENER, ON

SELECTED BY WINNIPEG IN THE FIRST ROUND, 7TH OVERALL, IN THE 2011 NHL DRAFT

Year	Team	League	REGULAR SEASON											
			GP	G	A	PTS	PIM	+/-	PP	SH	GW	S	ATOI	
2010-11	Barrie Colts	OHL	66	22	53	75	35	-22						
2011-12	Barrie Colts	OHL	47	23	40	63	36	21						
	Winnipeg	NHL	7	1	0	1	0	0						
	St. John's	AHL	-	-	-	-	-	-						

PLAYOFFS					
GP	G	A	PTS	PIM	
-	-	-	-	-	
13	5	7	12	12	
10	0	1	1	2	



# BRENNAN SERVILLE

## DEFENCE

HEIGHT: 6-3 WEIGHT: 200 SHOOTS: RIGHT

BORN: JUNE 2, 1993

PICKERING, ON

SELECTED BY WINNIPEG IN THE THIRD ROUND, 78TH OVERALL, IN THE 2011 NHL DRAFT

Year	Team	League	REGULAR SEASON												
			GP	G	A	PTS	PIM	+/-	PP	SH	GW	S	ATOI		
2009-10	Stouffville Spirit	OJHL	43	3	12	15	26	-6							
2010-11	Stouffville Spirit	OJHL	36	3	27	30	29								
2011-12	U. of Michigan	CCHA	34	0	8	8	4								

PLAYOFFS					
GP	G	A	PTS	PIM	
-	-	-	-	-	
19	2	10	12	20	
-	-	-	-	-	



# CODY SOL

## DEFENCE

HEIGHT: 6-6 WEIGHT: 242 SHOOTS: LEFT  
 BORN: FEBRUARY 11, 1991 WOODSTOCK, ON  
 SELECTED BY ATLANTA IN THE FIFTH ROUND, 125TH OVERALL, IN THE 2009 NHL DRAFT

Year	Team	League	GP	G	A	PTS	PIM	+/-	PP	SH	GW	S	ATOI	PLAYOFFS				
														GP	G	A	PTS	PIM
2007-08	Saginaw	OHL	12	0	0	0	4	-2						1	0	0	0	0
2008-09	Saginaw	OHL	66	1	6	7	128	4						8	0	2	2	14
2009-10	Saginaw	OHL	55	7	8	15	151	20						6	0	0	0	8
	Chicago	AHL	1	0	0	0	0	-3						-	-	-	-	-
2010-11	Kitchener	OHL	60	4	13	17	114	-7						7	0	3	3	10
2011-12	Kitchener	OHL	62	15	23	38	18	35						16	4	8	12	29



# PETER STOYKEWYCH

## DEFENCE

HEIGHT: 6-3 WEIGHT: 195 SHOOTS: LEFT  
 BORN: JULY 14, 1992 WINNIPEG, MB  
 SELECTED BY ATLANTA IN THE SEVENTH ROUND, 199TH OVERALL, IN THE 2010 NHL DRAFT

Year	Team	League	GP	G	A	PTS	PIM	+/-	PP	SH	GW	S	ATOI	PLAYOFFS				
														GP	G	A	PTS	PIM
2008-09	Wpg South Blues	MJHL	53	4	12	16	33							-	-	-	-	-
2009-10	Wpg South Blues	MJHL	56	6	25	31	63							4	1	1	2	2
2010-11	Des Moines Buccaneers	USHL	58	5	10	15	77							-	-	-	-	-
2011-12	Colorado College	WCHA	26	0	3	3	14							-	-	-	-	-



# LUKAS SUTTER

## CENTRE

HEIGHT: 6-0 WEIGHT: 215 SHOOTS: LEFT  
 BORN: OCTOBER 4, 1993 LETHBRIDGE, AB  
 SELECTED BY WINNIPEG IN THE SECOND ROUND, 39TH OVERALL, IN THE 2012 NHL DRAFT

Year	Team	League	GP	G	A	PTS	PIM	+/-	PP	SH	GW	S	ATOI	PLAYOFFS				
														GP	G	A	PTS	PIM
2008-09	Okotoks	AJHL	2	0	0	0	0							-	-	-	-	-
2009-10	Saskatoon	WHL	7	0	1	1	8	-1						5	0	0	0	2
2010-11	Saskatoon	WHL	71	4	15	19	179	1						10	0	0	0	6
2011-12	Saskatoon	WHL	70	28	31	59	165	15						4	0	2	2	14





# IVAN TELEGIN

## CENTRE

HEIGHT: 6-3 WEIGHT: 196 SHOOTS: LEFT  
 BORN: FEBRUARY 28, 1992 NOVOKUZNETSK, RUSSIA  
 SELECTED BY ATLANTA IN THE FOURTH ROUND, 101 OVERALL, IN THE 2010 NHL DRAFT

Year	Team	League	REGULAR SEASON													PLAYOFFS				
			GP	G	A	PTS	PIM	+/-	PP	SH	GW	S	ATOI	GP	G	A	PTS	PIM		
2009-10	Saginaw	OHL	51	26	18	44	20	2						6	1	1	2	6		
2010-11	Saginaw	OHL	59	20	41	61	35	14						12	2	8	10	8		
2011-12	Barrie	OHL	46	35	29	64	26	19						13	5	9	14	6		



# JACOB TROUBA

## DEFENCE

HEIGHT: 6-2 WEIGHT: 192 SHOOTS: RIGHT  
 BORN: FEBRUARY 26, 1994 ROCHESTER, MI  
 SELECTED BY WINNIPEG IN THE FIRST ROUND, 9TH OVERALL, IN THE 2012 NHL DRAFT

Year	Team	League	GP	G	A	REGULAR SEASON										PLAYOFFS				
						PTS	PIM	+/-	PP	SH	GW	S	ATOI	GP	G	A	PTS	PIM		
2010-11	U.S. Nat. Dev. Team	USHL	31	3	4	7	31	-2								-	-	-	-	-
2011-12	U.S. Nat. Dev. Team	USHL	22	4	14	18	35	8								-	-	-	-	-



# ZACH YUEN

## DEFENCE

HEIGHT: 6-0 WEIGHT: 194 SHOOTS: LEFT  
 BORN: MARCH 3, 1993 VANCOUVER, BC  
 SELECTED BY WINNIPEG IN THE FOURTH ROUND, 119TH OVERALL, IN THE 2011 NHL DRAFT

		REGULAR SEASON													PLAYOFFS				
Year	Team	League	GP	G	A	PTS	PIM	+	-	PP	SH	GW	S	ATOI	GP	G	A	PTS	PIM
2008-09	Tri-City	WHL	4	0	0	0	0	0	0						7	1	0	1	2
2009-10	Tri-City	WHL	42	1	3	4	19	8							22	1	1	2	12
2010-11	Tri-City	WHL	72	8	24	32	65	41							10	0	3	3	12
2011-12	Tri-City	WHL	66	12	26	38	46	45							15	1	4	5	18





FUELLED  
PASSION

SEASON  
IN REVIEW

### STANDINGS BY DIVISION

#### EASTERN CONFERENCE

##### ATLANTIC DIVISION

TEAM	GP	W	L	OT	GF	GA	PTS
NY Rangers	82	51	24	7	226	187	109
Pittsburgh	82	51	25	6	282	221	108
Philadelphia	82	47	26	9	264	232	103
New Jersey	82	48	28	6	228	209	102
NY Islanders	82	34	37	11	203	255	79

##### NORTHEAST DIVISION

TEAM	GP	W	L	OT	GF	GA	PTS
Boston	82	49	29	4	269	202	102
Ottawa	82	41	31	10	249	240	92
Buffalo	82	39	32	11	218	230	89
Toronto	82	35	37	10	231	264	80
Montreal	82	31	35	16	212	226	78

##### SOUTHEAST DIVISION

TEAM	GP	W	L	OT	GF	GA	PTS
Florida	82	38	26	18	203	227	94
Washington	82	42	32	8	222	230	92
Tampa Bay	82	38	36	8	235	281	84
<b>Winnipeg</b>	<b>82</b>	<b>37</b>	<b>35</b>	<b>10</b>	<b>225</b>	<b>246</b>	<b>84</b>
Carolina	82	33	33	16	213	243	82

#### WESTERN CONFERENCE

##### CENTRAL DIVISION

TEAM	GP	W	L	OT	GF	GA	PTS
St. Louis	82	49	22	11	210	165	109
Nashville	82	48	26	8	237	210	104
Detroit	82	48	28	6	248	203	102
Chicago	82	45	26	11	248	238	101
Columbus	82	29	46	7	202	262	65

##### NORTHWEST DIVISION

TEAM	GP	W	L	OT	GF	GA	PTS
Vancouver	82	51	22	9	249	198	111
Calgary	82	37	29	16	202	226	90
Colorado	82	41	35	6	208	220	88
Minnesota	82	35	36	11	177	226	81
Edmonton	82	32	40	10	212	239	74

##### PACIFIC DIVISION

TEAM	GP	W	L	OT	GF	GA	PTS
Phoenix	82	42	27	13	216	204	97
San Jose	82	43	29	10	228	210	96
Los Angeles	82	40	27	15	194	179	95
Dallas	82	42	35	5	211	222	89
Anaheim	82	34	36	12	204	231	80

### STANDINGS BY CONFERENCE

#### EASTERN CONFERENCE

TEAM	GP	W	L	OT	GF	GA	PTS
NY Rangers	82	51	24	7	226	187	109
Boston	82	49	29	4	269	202	102
Florida	82	38	26	18	203	227	94
Pittsburgh	82	51	25	6	282	221	108
Philadelphia	82	47	26	9	264	232	103
New Jersey	82	48	28	6	228	209	102
Washington	82	42	32	8	222	230	92
Ottawa	82	41	31	10	249	240	92
Buffalo	82	39	32	11	218	230	89
Tampa Bay	82	38	36	8	235	281	84
<b>Winnipeg</b>	<b>82</b>	<b>37</b>	<b>35</b>	<b>10</b>	<b>225</b>	<b>246</b>	<b>84</b>
Carolina	82	33	33	16	213	243	82
Toronto	82	35	37	10	231	264	80
NY Islanders	82	34	37	11	203	255	79
Montreal	82	31	35	16	212	226	78

#### WESTERN CONFERENCE

TEAM	GP	W	L	OT	GF	GA	PTS
Vancouver	82	51	22	9	249	198	111
St. Louis	82	49	22	11	210	165	109
Phoenix	82	42	27	13	216	204	97
Nashville	82	48	26	8	237	210	104
Detroit	82	48	28	6	248	203	102
Chicago	82	45	26	11	248	238	101
San Jose	82	43	29	10	228	210	96
Los Angeles	82	40	27	15	194	179	95
Calgary	82	37	29	16	202	226	90
Dallas	82	42	35	5	211	222	89
Colorado	82	41	35	6	208	220	88
Minnesota	82	35	36	11	177	226	81
Anaheim	82	34	36	12	204	231	80
Edmonton	82	32	40	10	212	239	74
Columbus	82	29	46	7	202	262	65

### NHL LEADERS

#### INDIVIDUAL SCORING

PLAYER	TEAM	GP	G	A	PTS	+/-	PIM	PP	SH	GW	S	PCTG
Evgeni Malkin	Pittsburgh	75	50	59	109	18	70	12	0	9	339	14.7
Steven Stamkos	Tampa Bay	82	60	37	97	7	66	12	0	12	303	19.8
Claude Giroux	Philadelphia	77	28	65	93	6	29	6	0	5	242	11.6
Jason Spezza	Ottawa	80	34	50	84	11	36	10	0	2	232	14.7
Ilya Kovalchuk	New Jersey	77	37	46	83	-9	33	10	3	5	310	11.9
Phil Kessel	Toronto	82	37	45	82	-10	20	10	0	6	295	12.5
James Neal	Pittsburgh	80	40	41	81	6	87	18	0	4	329	12.2
John Tavares	NY Islanders	82	31	50	81	-6	26	7	0	8	286	10.8
Henrik Sedin	Vancouver	82	14	67	81	23	52	8	0	6	113	12.4
Patrik Elias	New Jersey	81	26	52	78	-8	16	8	2	3	164	15.9
Erik Karlsson	Ottawa	81	19	59	78	16	42	3	0	5	261	7.3
Marian Hossa	Chicago	81	29	48	77	18	20	9	2	4	248	11.7
Ray Whitney	Phoenix	82	24	53	77	26	28	8	0	1	185	13.0
Joe Thornton	San Jose	82	18	59	77	17	31	4	0	2	156	11.5
Marian Gaborik	NY Rangers	82	41	35	76	15	34	10	0	7	276	14.9
Jordan Eberle	Edmonton	78	34	41	76	4	10	10	0	4	180	18.9
Anze Kopitar	Los Angeles	82	25	51	76	12	20	8	2	2	230	10.9
Martin St. Louis	Tampa Bay	77	25	49	74	-3	16	4	0	3	185	13.5
Jason Pominville	Buffalo	82	30	43	73	-7	12	8	2	5	235	12.8
Loui Eriksson	Dallas	82	26	45	71	18	12	5	2	3	187	13.9
Eric Staal	Carolina	82	24	46	70	-20	48	7	3	3	262	9.2
Matt Moulson	NY Islanders	82	36	33	69	1	6	14	0	5	219	16.4
Patrick Sharp	Chicago	74	33	36	69	28	38	7	1	8	282	11.7
Zach Parise	New Jersey	82	31	38	69	-5	32	7	3	3	293	10.6
Henrik Zetterberg	Detroit	82	22	47	69	14	47	3	0	4	267	8.2

#### DEFENSEMAN SCORING

PLAYER	TEAM	GP	G	A	PTS	+/-	PIM	PP	SH	GW	S	PCTG
Erik Karlsson	Ottawa	81	19	59	78	16	42	3	0	5	261	7.3
<b>Dustin Byfuglien</b>	<b>Winnipeg</b>	<b>66</b>	<b>12</b>	<b>41</b>	<b>53</b>	<b>-8</b>	<b>72</b>	<b>4</b>	<b>0</b>	<b>3</b>	<b>223</b>	<b>5.4</b>
Brian Campbell	Florida	82	4	49	53	-9	6	1	0	0	131	3.1
Zdeno Chara	Boston	79	12	40	52	33	86	8	0	0	224	5.4
Alex Pietrangelo	St. Louis	81	12	39	51	16	36	6	0	6	202	5.9
Shea Weber	Nashville	78	19	30	49	21	46	10	2	1	230	8.3
Alexander Edler	Vancouver	82	11	38	49	0	34	5	1	0	228	4.8
Dan Boyle	San Jose	81	9	39	48	10	57	3	0	2	252	3.6
Mark Streit	NY Islanders	82	7	40	47	-27	46	3	0	1	149	4.7
Dennis Wideman	Washington	82	11	35	46	-8	46	4	0	3	175	6.3

#### GOALS

PLAYER	TEAM	GP	G
Steven Stamkos	Tampa Bay	82	60
Evgeni Malkin	Pittsburgh	75	50
Marian Gaborik	NY Rangers	82	41
James Neal	Pittsburgh	80	40
Alex Ovechkin	Washington	78	38
Ilya Kovalchuk	New Jersey	77	37
Phil Kessel	Toronto	82	37
Scott Hartnell	Philadelphia	82	37

#### POWER PLAY GOALS

PLAYER	TEAM	GP	PPG
James Neal	Pittsburgh	80	18
Scott Hartnell	Philadelphia	82	16
Matt Moulson	NY Islanders	82	14
Corey Perry	Anaheim	80	14
Alex Ovechkin	Washington	78	13
Ryan Callahan	NY Rangers	76	13
Taylor Hall	Edmonton	61	13
Evgeni Malkin	Pittsburgh	75	12
Steven Stamkos	Tampa Bay	82	12

#### ASSISTS

PLAYER	TEAM	GP	A
Henrik Sedin	Vancouver	82	67
Claude Giroux	Philadelphia	77	65
Evgeni Malkin	Pittsburgh	75	59
Erik Karlsson	Ottawa	81	59
Joe Thornton	San Jose	82	59
Ray Whitney	Phoenix	82	53
Patrik Elias	New Jersey	81	52
Anze Kopitar	Los Angeles	82	51

#### SHORTHANDED GOALS

PLAYER	TEAM	GP	SHG
Adam Henrique	New Jersey	74	4
Mike Richards	Los Angeles	74	4
Cal Clutterbuck	Minnesota	74	4
Ilya Kovalchuk	New Jersey	77	3
Eric Staal	Carolina	82	3
Zach Parise	New Jersey	82	3
Daniel Alfredsson	Ottawa	75	3
Pascal Dupuis	Pittsburgh	82	3
Tomas Plekanec	Montreal	81	3



### NHL LEADERS

#### POWER PLAY ASSISTS

PLAYER	TEAM	GP	PPA
Claude Giroux	Philadelphia	77	32
Brian Campbell	Florida	82	30
Erik Karlsson	Ottawa	81	25

#### POWER PLAY POINTS

PLAYER	TEAM	GP	PPP
Claude Giroux	Philadelphia	77	38
Evgeni Malkin	Pittsburgh	75	34
Brian Campbell	Florida	82	31
James Neal	Pittsburgh	80	30
Ilya Kovalchuk	New Jersey	77	29
Patrik Elias	New Jersey	81	29
Teemu Selanne	Anaheim	82	28
Erik Karlsson	Ottawa	81	28
Henrik Sedin	Vancouver	82	27
Logan Couture	San Jose	80	26

#### GAME-WINNING GOALS

PLAYER	TEAM	GP	GWG
Steven Stamkos	Tampa Bay	82	12
Radim Vrbata	Phoenix	77	12
Johan Franzen	Detroit	77	10
Evgeni Malkin	Pittsburgh	75	9
Brad Richards	NY Rangers	82	9

#### SHORTHANDED ASSISTS

PLAYER	TEAM	GP	SHA
Zach Parise	New Jersey	82	4
Adam Henrique	New Jersey	74	3
Tomas Plekanec	Montreal	81	3

#### SHORTHANDED POINTS

PLAYER	TEAM	GP	SHP
Adam Henrique	New Jersey	74	7
Zach Parise	New Jersey	82	7
Tomas Plekanec	Montreal	81	6
Eric Staal	Carolina	82	5
Ilya Kovalchuk	New Jersey	77	5
Jordan Staal	Pittsburgh	62	5
Dainius Zubrus	New Jersey	82	5
Cal Clutterbuck	Minnesota	74	4
Mike Richards	Los Angeles	74	4
Daniel Alfredsson	Ottawa	75	4

#### SHOTS

PLAYER	TEAM	GP	S
Evgeni Malkin	Pittsburgh	75	339
James Neal	Pittsburgh	80	329
Ilya Kovalchuk	New Jersey	77	310
Rick Nash	Columbus	82	306
Steven Stamkos	Tampa Bay	82	303

### GOALTENDING LEADERS

#### WINS

GOALTENDER	TEAM	GP	W
Pekka Rinne	Nashville	73	43
Marc-Andre Fleury	Pittsburgh	67	42
Henrik Lundqvist	NY Rangers	62	39
Mike Smith	Phoenix	67	38
Jonathan Quick	Los Angeles	69	35

#### SHUTOUTS

GOALTENDER	TEAM	GP	SO
Jonathan Quick	Los Angeles	69	10
Brian Elliott	St. Louis	38	9
Henrik Lundqvist	NY Rangers	62	8
Mike Smith	Phoenix	67	8
Jaroslav Halak	St. Louis	46	6

#### GOALS-AGAINST AVERAGE

GOALTENDER	TEAM	GPI	MINS	GA	GAA
Brian Elliott	St. Louis	38	2,235	58	1.56
Jonathan Quick	Los Angeles	69	4,099	133	1.95
Cory Schneider	Vancouver	33	1,833	60	1.96
Henrik Lundqvist	NY Rangers	62	3,754	123	1.97
Jaroslav Halak	St. Louis	46	2,747	90	1.97

#### SAVE PERCENTAGE

GOALTENDER	TEAM	GPI	MINS	GA	SA	SPCTG
Brian Elliott	St. Louis	38	2,235	58	972	.940
Cory Schneider	Vancouver	33	1,833	60	945	.937
Mike Smith	Phoenix	67	3,903	144	2066	.930
Henrik Lundqvist	NY Rangers	62	3,754	123	1753	.930
Jonathan Quick	Los Angeles	69	4,099	133	1863	.929

# 2011-12 SEASON-IN-REVIEW

## FINAL INDIVIDUAL STATISTICS

### INDIVIDUAL SCORING

POS	NO	PLAYER	GP	G	A	P	+/-	PIM	PP	SH	GW	S	S%	TOT/G
R	26	Blake Wheeler	80	17	47	64	3	55	6	0	3	208	8.2	19:04
L	9	Evander Kane	74	30	27	57	11	53	6	0	4	287	10.5	17:31
D	33	Dustin Byfuglien	66	12	41	53	-8	72	4	0	3	223	5.4	24:06
L	16	Andrew Ladd	82	28	22	50	-8	64	4	0	6	265	10.6	19:33
C	13	Kyle Wellwood	77	18	29	47	3	4	4	0	1	93	19.4	14:57
C	18	Bryan Little	74	24	22	46	-11	26	6	0	6	162	14.8	20:13
C	80	Nik Antropov	69	15	20	35	0	42	4	0	0	95	15.8	16:30
D	39	Tobias Enstrom	62	6	27	33	6	38	2	0	1	94	6.4	23:50
D	4	Zach Bogosian	65	5	25	30	-3	71	1	0	0	150	3.3	23:18
C	8	Alexander Burmistrov	76	13	15	28	4	42	1	1	0	123	10.6	16:39
C	14	Tim Stapleton	63	11	16	27	-2	10	4	0	3	74	14.9	10:08
C	19	Jim Slater	78	13	8	21	-9	42	0	1	1	118	11.0	14:45
D	24	Grant Clitsome	63	4	13	17	-9	32	1	0	1	87	4.6	17:00
L	15	Tanner Glass	78	5	11	16	-12	73	0	0	1	86	5.8	13:25
D	5	Mark Stuart	80	3	11	14	-4	98	0	1	1	60	5.0	17:12
R	20	Antti Miettinen	45	5	8	13	-5	0	1	0	0	58	8.6	11:42
R	22	Chris Thorburn	72	4	7	11	-6	83	0	0	0	69	5.8	10:10
D	6	Ron Hainsey	56	0	10	10	9	23	0	0	0	57	0.0	21:05
R	46	Spencer Machacek*	13	2	7	9	8	7	0	0	0	12	16.7	7:30
D	36	Mark Flood	33	3	4	7	-1	10	1	0	1	30	10.0	15:20
C	49	Ben Maxwell	15	1	5	6	4	2	0	0	0	10	10.0	6:44
R	17	Eric Fehr	35	2	1	3	-6	12	0	0	1	54	3.7	9:41
D	12	Randy Jones	39	1	1	2	4	8	0	0	0	24	4.2	14:48
L	39	Brett MacLean*	5	0	2	2	1	2	0	0	0	6	0.0	8:29
C	55	Mark Scheifele*	7	1	0	1	0	0	1	0	0	5	20.0	10:56
L	41	Jason Jaffray	13	0	1	1	-1	7	0	0	0	10	0.0	6:30
D	44	Arturs Kulda*	9	0	0	0	3	4	0	0	0	8	0.0	10:52
C	21	Aaron Gagnon*	7	0	0	0	-1	0	0	0	0	6	0.0	9:26
D	53	Brett Festerling	5	0	0	0	-1	2	0	0	0	2	0.0	13:07
C	28	Patrice Cormier*	9	0	0	0	1	0	0	0	0	8	0.0	6:21
L	23	Kenndal McArdle	9	0	0	0	-3	4	0	0	0	3	0.0	6:06
D	48	Carl Klingberg*	6	0	0	0	-1	4	0	0	0	7	0.0	5:29
L	38	Paul Postma*	3	0	0	0	0	0	0	0	0	3	0.0	8:30
D	7	Derek Meech	2	0	0	0	1	4	0	0	0	2	0.0	11:26

### GOALTENDING

NO	GOALIE	GPI	MIN	AVG	W	L	OT	SO	GA	SA	SV%	G	A	PIM
31	Ondrej Pavelec	68	3,932	2.91	29	28	9	4	191	2,036	.906	-	2	-
34	Peter Mannino	1	20	0.00	0	0	0	0	0	4	1.00	-	-	-
50	Chris Mason	20	995	2.59	8	7	1	2	43	422	.898	-	-	-



# 2011-12 SEASON-IN-REVIEW

## TEAM GAME-BY-GAME RESULTS

No	Date	Opponent	Result	PTS	Goalie(s)	GW Goal	Record	PP	PK	SF	SA	GF	GA	Attend.
1	10/9	vs. MTL	1-5 Loss	0	Pavelec	[Piekanec]	0-1-0	0-7	3-4	31	22	1	5	15,004*
2	10/13	@ CHI	3-4 Loss	0	Pavelec	[Bolland]	0-2-0	0-2	2-3	30	32	3	4	21,175*
3	10/15	vs. PHX	1-4 Loss	0	Mason	[Ekman-Larsson]	0-0-0	0-4	4-5	19	34	1	4	17,132*
4	10/17	vs. PIT	2-1 Win	2	Pavelec	Glass	1-3-0	0-4	3-3	34	29	2	1	15,004*
5	10/19	@ TOR	3-4 SOL	3	Pavelec	[Lupul]	1-3-1	2-4	2-4	29	23	3	4	19,514*
6	10/20	@ OTT	1-4 Loss	3	Pavelec	[Spezza]	1-4-1	0-4	3-4	36	30	1	4	17,919
7	10/22	vs. CAR	5-3 Win	5	Mason/Pavelec	Ladd	2-4-1	2-6	7-7	24	24	5	3	15,004*
8	10/24	vs. NVR	1-2 Loss	5	Mason	[Callahan]	2-5-1	0-1	3-5	28	17	1	2	15,004*
9	10/27	@ PHI	9-8 Win	7	Pavelec/Mason	Ladd	3-5-1	2-5	4-5	25	48	9	8	19,588*
10	10/29	@ TB	1-0 Loss	7	Pavelec	[Lecavalier]	3-6-1	0-2	3-4	28	27	1	0	19,204*
11	10/31	@ FLA	4-3 SOW	9	Pavelec	Ladd	4-6-1	1-2	4-5	31	42	4	3	11,855
12	11/3	@ NYI	3-0 Win	11	Pavelec	Kane	5-6-1	0-0	3-3	26	34	3	0	10,157
13	11/5	@ NJ	2-3 OTL	12	Pavelec	[Henrique]	5-6-2	0-3	2-2	23	28	2	3	14,952
14	11/6	@ NVR	0-3 Loss	12	Pavelec	[Stapan]	5-7-2	0-4	5-6	23	27	0	3	18,200*
15	11/8	@ BUF	5-6 OTL	13	Pavelec	[Vaneek]	5-7-3	1-5	8-12	31	45	5	6	18,690*
16	11/10	vs. FLA	2-5 Loss	13	Pavelec/Mannino	[Garrison]	5-8-3	1-3	3-5	27	20	2	5	15,004*
17	11/12	@ CBJ	1-2 Loss	13	Pavelec	[Johansen]	5-9-3	0-5	4-4	36	27	1	2	15,581
18	11/14	vs. TB	5-2 Win	15	Pavelec	Flood	6-9-3	1-2	6-6	39	32	5	2	15,004*
19	11/17	vs. WSH	4-1 Win	17	Pavelec	Kane	7-9-3	2-5	5-5	31	32	4	1	15,004*
20	11/19	vs. PHI	6-4 Win	19	Pavelec	Byfuglien	8-9-3	3-8	6-8	40	31	6	4	15,004*
21	11/23	@ WSH	3-4 OTL	20	Pavelec	[Chimera]	8-9-4	0-2	3-3	25	37	3	4	18,506*
22	11/25	@ CAR	3-1 Win	22	Mason	Ladd	9-9-4	0-1	4-4	30	21	3	1	15,718
23	11/26	@ BOS	2-4 Loss	22	Pavelec	[Kelly]	9-10-4	0-4	5-6	42	36	2	4	17,565*
24	11/29	vs. OTT	4-6 Loss	22	Pavelec	[Smith]	9-11-4	1-5	3-4	43	34	4	6	15,004*
25	12/1	vs. PHX	1-0 Win	24	Pavelec	Little	10-11-4	0-3	2-2	31	33	1	0	15,004*
26	12/3	vs. NJ	4-2 Win	26	Pavelec	Stuart	11-11-4	0-2	3-4	20	25	4	2	15,004*
27	12/6	vs. BOS	2-1 Win	28	Pavelec	Little	12-11-4	0-3	3-3	35	40	2	1	15,004*
28	12/9	vs. CAR	4-2 Win	30	Mason	Stapleton	13-11-4	2-4	2-3	37	25	4	2	15,004*
29	12/10	@ DET	1-7 Loss	30	Pavelec/Mason	[Zetterberg]	13-12-4	0-2	3-3	30	29	1	7	20,066*
30	12/13	vs. MIN	2-1 Win	32	Pavelec	Little	14-12-4	0-4	3-4	27	35	2	1	15,004*
31	12/15	vs. WSH	0-1 Loss	32	Pavelec	[Ovechkin]	14-13-4	0-4	2-2	26	28	0	1	15,004*
32	12/17	vs. ANA	5-3 Win	34	Mason	Ladd	15-13-4	1-2	3-4	31	36	5	3	15,004*
33	12/20	vs. MTL	2-3 SOL	35	Pavelec	[Parenteau]	15-13-5	0-0	2-2	38	33	2	3	15,004*
34	12/22	vs. NYI	4-0 Win	37	Pavelec	Wheeler	16-13-5	1-2	5-5	34	27	4	0	15,004*
35	12/23	vs. PIT	1-4 Loss	37	Pavelec	[Neal]	16-14-5	0-3	3-4	19	39	1	4	15,004*
36	12/27	@ COL	4-1 Win	39	Pavelec	Stapleton	17-14-5	1-1	1-1	26	33	4	1	18,007*
37	12/29	vs. LA	1-0 OTW	41	Mason	Kane	18-14-5	0-2	5-5	37	31	1	0	15,004*
38	12/31	vs. TOR	3-2 Win	43	Pavelec	Wheeler	19-14-5	2-6	2-3	35	24	3	2	15,004*
39	1/4	@ MTL	3-7 Loss	43	Pavelec/Mason	[Eller]	19-15-5	1-2	3-3	27	31	3	7	21,273*
40	1/5	@ TOR	0-4 Loss	43	Mason	[Kessel]	19-16-5	0-1	2-3	24	25	0	4	19,514*
41	1/7	@ BUF	2-1 OTW	45	Pavelec	Oduya	20-16-5	1-4	3-4	41	32	2	1	18,690*
42	1/10	@ BOS	3-5 Loss	45	Pavelec	[Seguin]	20-17-5	0-4	2-3	32	42	3	5	17,565*
43	1/12	vs. SJ	0-2 Loss	45	Pavelec	[Couture]	20-18-5	0-2	2-2	24	37	0	2	15,004*
44	1/14	vs. NJ	1-2 Loss	45	Pavelec	[Elias]	20-19-5	0-2	2-2	23	25	1	2	15,004*
45	1/16	@ OTT	2-0 Win	47	Mason	Slater	21-19-5	0-3	2-2	35	25	2	0	19,927*
46	1/17	@ NJ	1-5 Loss	47	Mason/Pavelec	[Sykora]	21-20-5	0-1	3-4	21	20	1	5	14,129
47	1/19	vs. BUF	4-1 Win	49	Pavelec	Enstrom	22-20-5	2-4	2-2	33	26	4	1	15,004*
48	1/21	vs. FLA	3-4 SOL	50	Pavelec	[Samuelsson]	22-20-6	1-5	3-3	44	23	3	4	15,004*
49	1/23	@ CAR	1-2 Loss	50	Mason	[Brent]	22-21-6	0-2	2-2	30	16	1	2	16,045
50	1/24	@ NVR	0-3 Loss	50	Pavelec	[Callahan]	22-22-6	0-2	4-4	22	31	0	3	18,200*
51	1/31	@ PHI	2-1 SOW	52	Pavelec	Little	23-22-6	0-3	0-1	24	28	2	1	19,874*
52	2/2	@ TB	2-1 OTW	54	Pavelec	Wellwood	24-22-6	0-2	2-2	24	31	2	1	16,323
53	2/3	@ FLA	1-2 Loss	54	Mason	[Bergenheim]	24-23-6	0-1	2-3	21	30	1	2	16,773
54	2/5	@ MTL	3-0 Loss	54	Pavelec	[Pacioretty]	24-24-6	0-5	3-4	23	23	0	3	21,273*
55	2/7	vs. TOR	2-1 Win	56	Pavelec	Little	25-24-6	0-2	2-2	29	18	2	1	15,004*
56	2/9	@ WSH	3-2 SOW	58	Pavelec	Little	26-24-6	2-3	3-5	27	33	3	2	18,506*
57	2/11	@ PIT	5-8 Loss	58	Pavelec	[Park]	26-25-6	0-1	1-3	32	39	5	8	18,602*
58	2/14	vs. NYI	1-3 Loss	58	Pavelec	[Parenteau]	26-26-6	0-3	0-1	38	25	1	3	15,004*
59	2/16	@ MIN	4-3 SOW	60	Mason	Kane	27-26-6	0-3	2-3	27	25	4	3	19,060*
60	2/17	vs. BOS	4-2 Win	62	Pavelec	Little	28-26-6	0-2	2-2	25	33	4	2	15,004*
61	2/19	vs. COL	5-1 Win	64	Pavelec	Little	29-26-6	2-5	4-5	25	32	5	1	15,004*
62	2/21	vs. PHI	4-5 OTL	65	Pavelec	[Jagr]	29-26-7	3-3	2-3	26	55	4	5	15,004*
63	2/23	vs. TB	4-3 Win	67	Pavelec	Byfuglien	30-26-7	2-3	3-5	34	25	4	3	15,004*
64	2/25	vs. STL	2-3 OTL	68	Mason	[Perron]	30-26-8	0-2	1-1	41	16	2	3	15,004*
65	2/27	vs. EDM	3-5 Loss	68	Pavelec	[Hall]	30-27-8	2-3	1-3	32	25	3	5	15,004*
66	3/1	vs. FLA	7-0 Win	70	Pavelec	Kane	31-27-8	1-3	3-3	32	33	7	0	15,004*
67	3/5	vs. BUF	3-1 Win	72	Pavelec	Wheeler	32-27-8	0-2	2-2	31	24	3	1	15,004*
68	3/8	@ VAN	2-3 Loss	72	Pavelec	[Pahlsson]	32-28-8	0-3	1-1	32	45	2	3	18,890*
69	3/9	@ CGY	3-5 Loss	72	Pavelec	[Tanguay]	32-29-8	0-2	0-3	45	27	3	5	19,289*
70	3/14	vs. DAL	5-2 Win	74	Pavelec	Fehr	33-29-8	1-3	0-0	28	30	5	2	15,004*
71	3/16	vs. WSH	3-2 Win	76	Pavelec	Byfuglien	34-29-8	0-5	2-3	28	22	3	2	15,004*
72	3/18	vs. CAR	3-4 Loss	76	Pavelec	[LaRoche]	34-30-8	0-5	4-5	33	35	3	4	15,004*
73	3/20	@ PIT	4-8 Loss	76	Pavelec/Mason	[Malkin]	34-31-8	1-2	2-3	30	35	4	8	18,589*
74	3/23	@ WSH	4-3 OTW	78	Pavelec	Stapleton	35-31-8	0-2	2-2	42	23	4	3	18,506*
75	3/24	@ NSH	1-3 Loss	78	Pavelec	[Bourque]	35-32-8	0-1	3-4	25	28	1	3	17,113*
76	3/26	vs. OTT	4-6 Loss	78	Pavelec	[Alfredsson]	35-33-8	1-4	2-2	48	35	4	6	15,004*
77	3/28	vs. NVR	2-4 Loss	78	Pavelec	[Boyle]	35-34-8	0-5	3-5	24	28	2	4	15,004*
78	3/30	@ CAR	4-3 OTW	80	Mason	Ladd	36-34-8	1-5	4-4	35	33	4	3	18,680*
79	3/31	@ TB	2-3 OTL	81	Pavelec	[Stankos]	36-34-9	0-3	7-8	28	39	2	3	19,204*
80	4/3	@ FLA	5-4 OTW	83	Pavelec	Ladd	37-34-9	1-2	1-2	30	38	5	4	17,760*
81	4/5	@ NYI	4-5 Loss	83	Mason	[Grabner]	37-35-9	0-3	3-3	25	28	4	5	13,048
82	4/7	vs. TB	3-4 OTL	84	Pavelec	[Purcell]	37-35-10	0-3	2-2	25	31	3	4	15,004*

\* indicates sellout

# 2011-12 SEASON-IN-REVIEW

## TEAM HOME & ROAD GAME-BY-GAME RESULTS

### HOME

No	Date	Opponent	Result	PTS	Goalie(s)	GW Goal	Record	PP	PK	SF	SA	GF	GA	Attend.
1	10/9	vs. MTL	1-5 Loss	0	Pavelec	[Plekaneec]	0-10	0-7	3-4	31	22	1	5	15,004*
2	10/17	vs. PIT	2-1 Win	2	Pavelec	Glass	1-3-0	0-4	3-3	34	29	2	1	15,004*
3	10/22	vs. CAR	5-3 Win	5	Mason/Pavelec	Ladd	2-4-1	2-6	7-7	24	24	5	3	15,004*
4	10/24	vs. NYR	1-2 Loss	5	Mason	[Callahan]	2-5-1	0-1	3-5	28	17	1	2	15,004*
5	11/10	vs. FLA	2-5 Loss	13	Pavelec/Mannino	[Garrison]	5-8-3	1-3	3-5	27	20	2	5	15,004*
6	11/14	vs. TB	5-2 Win	15	Pavelec	Flood	6-9-3	1-2	6-6	39	32	5	2	15,004*
7	11/17	vs. WSH	4-1 Win	17	Pavelec	Kane	7-9-3	2-5	5-5	31	32	4	1	15,004*
8	11/19	vs. PHI	6-4 Win	19	Pavelec	Byfuglien	8-9-3	3-8	6-8	40	31	6	4	15,004*
9	11/29	vs. OTT	4-6 Loss	22	Pavelec	[Smith]	9-11-4	1-5	3-4	43	34	4	6	15,004*
10	12/1	vs. PHX	1-0 Win	24	Pavelec	Little	10-11-4	0-3	2-2	31	33	1	0	15,004*
11	12/3	vs. NJ	4-2 Win	26	Pavelec	Stuart	11-11-4	0-2	3-4	20	25	4	2	15,004*
12	12/6	vs. BOS	2-1 Win	28	Pavelec	Little	12-11-4	0-3	3-3	35	40	2	1	15,004*
13	12/9	vs. CAR	4-2 Win	30	Mason	Stapleton	13-11-4	2-4	2-3	37	25	4	2	15,004*
14	12/13	vs. MIN	2-1 Win	32	Pavelec	Little	14-12-4	0-4	3-4	27	35	2	1	15,004*
15	12/15	vs. WSH	0-1 Loss	32	Pavelec	[Dvchkin]	14-13-4	0-4	2-2	26	28	0	1	15,004*
16	12/17	vs. ANA	5-3 Win	34	Mason	Ladd	15-13-4	1-2	3-4	31	36	5	3	15,004*
17	12/20	vs. NYI	2-3 SOL	35	Pavelec	(Parenteau)	15-13-5	0-0	2-2	38	33	2	3	15,004*
18	12/22	vs. MTL	4-0 Win	37	Pavelec	Wheeler	16-13-5	1-2	5-5	34	27	4	0	15,004*
19	12/23	vs. PIT	1-4 Loss	37	Pavelec	[Neal]	16-14-5	0-3	3-4	19	39	1	4	15,004*
20	12/29	vs. LA	1-0 OTW	41	Mason	Kane	18-14-5	0-2	5-5	37	31	1	0	15,004*
21	12/31	vs. TOR	3-2 Win	43	Pavelec	Wheeler	19-14-5	2-6	2-3	35	24	3	2	15,004*
22	1/12	vs. SJ	0-2 Loss	45	Pavelec	[Couture]	20-18-5	0-2	2-2	24	37	0	2	15,004*
23	1/14	vs. NJ	1-2 Loss	45	Pavelec	[Elias]	20-19-5	0-2	2-2	23	25	1	2	15,004*
24	1/19	vs. BUF	4-1 Win	49	Pavelec	Enstrom	22-20-5	2-4	2-2	33	26	4	1	15,004*
25	1/21	vs. FLA	3-4 SOL	50	Pavelec	(Samuelsson)	22-20-6	1-5	3-3	44	23	3	4	15,004*
26	2/7	vs. TOR	2-1 Win	56	Pavelec	Little	25-24-6	0-2	2-2	29	18	2	1	15,004*
27	2/14	vs. NYI	1-3 Loss	58	Pavelec	(Parenteau)	26-26-6	0-3	0-1	38	25	1	3	15,004*
28	2/17	vs. BOS	4-2 Win	62	Pavelec	Little	28-26-6	0-2	2-2	25	33	4	2	15,004*
29	2/19	vs. COL	5-1 Win	64	Pavelec	Little	29-26-6	2-5	4-5	25	32	5	1	15,004*
30	2/21	vs. PHI	4-5 OTL	65	Pavelec	[Jagr]	29-26-7	3-3	2-3	26	55	4	5	15,004*
31	2/23	vs. TB	4-3 Win	67	Pavelec	Byfuglien	30-26-7	2-3	3-5	34	25	4	3	15,004*
32	2/25	vs. STL	2-3 OTL	68	Mason	(Perron)	30-26-8	0-2	1-1	41	16	2	3	15,004*
33	2/27	vs. EDM	3-5 Loss	68	Pavelec	[Hall]	30-27-8	2-3	1-3	32	25	3	5	15,004*
34	3/1	vs. FLA	7-0 Win	70	Pavelec	Kane	31-27-8	1-3	3-3	32	33	7	0	15,004*
35	3/5	vs. BUF	3-1 Win	72	Pavelec	Wheeler	32-27-8	0-2	2-2	31	24	3	1	15,004*
36	3/14	vs. DAL	5-2 Win	74	Pavelec	Fehr	33-29-8	1-3	0-0	28	30	5	2	15,004*
37	3/16	vs. WSH	3-2 Win	76	Pavelec	Byfuglien	34-29-8	0-5	2-3	28	22	3	2	15,004*
38	3/18	vs. CAR	3-4 Loss	76	Pavelec	[LaRose]	34-30-8	0-5	4-5	33	35	3	4	15,004*
39	3/26	vs. OTT	4-6 Loss	78	Pavelec	[Alfredsson]	35-33-8	1-4	2-2	48	35	4	6	15,004*
40	3/28	vs. NYR	2-4 Loss	78	Pavelec	[Boyle]	35-34-8	0-5	3-5	24	28	2	4	15,004*
41	4/7	vs. TB	3-4 OTL	84	Pavelec	(Purcell)	37-35-10	0-3	2-2	25	31	3	4	15,004*

### ROAD

No	Date	Opponent	Result	PTS	Goalie(s)	GW Goal	Record	PP	PK	SF	SA	GF	GA	Attend.
1	10/13	@ CHI	3-4 Loss	0	Pavelec	[Bolland]	0-2-0	0-2	2-3	30	32	3	4	21,175*
2	10/15	@ PHX	1-4 Loss	0	Mason	[Ekmann-Larsson]	0-3-0	0-4	4-5	19	34	1	4	17,132*
3	10/19	@ TOR	3-4 SOL	3	Pavelec	[Lupul]	1-3-1	2-4	2-4	29	23	3	4	19,514*
4	10/20	@ OTT	1-4 Loss	3	Pavelec	[Spezza]	1-4-1	0-4	3-4	36	30	1	4	17,519
5	10/27	@ PHI	9-8 Win	7	Pavelec/Mason	Ladd	3-5-1	2-5	4-5	25	48	9	8	19,588*
6	10/29	@ TB	1-0 Loss	7	Pavelec	[Lecavalier]	3-6-1	0-2	3-4	28	27	1	0	19,204*
7	10/31	@ FLA	4-3 SOL	9	Pavelec	Ladd	4-6-1	1-2	4-5	31	42	4	3	11,655
8	11/3	@ NYI	3-0 Win	11	Pavelec	Kane	5-6-1	0-0	3-3	26	34	3	0	10,157
9	11/5	@ NY	2-3 OTL	12	Pavelec	[Henrique]	5-6-2	0-3	2-2	23	28	2	3	14,952
10	11/6	@ NYR	0-3 Loss	12	Pavelec	[Stepan]	5-7-2	0-4	5-6	23	27	0	3	18,200*
11	11/8	@ BUF	5-6 OTL	13	Pavelec	[Vaneek]	5-7-3	1-5	8-12	31	45	5	6	18,690*
12	11/12	@ CBJ	1-2 Loss	13	Pavelec	[Johansen]	5-9-3	0-5	4-4	36	27	1	2	15,381
13	11/23	@ WSH	3-4 OTL	20	Pavelec	[Chimera]	8-9-4	0-2	3-3	25	37	3	4	18,506*
14	11/25	@ CAR	3-1 Win	22	Mason	Ladd	9-9-4	0-1	4-4	30	21	3	1	15,718
15	11/26	@ BOS	2-4 Loss	22	Pavelec	[Kelly]	9-10-4	0-4	5-6	42	36	2	4	17,565*
16	12/10	@ DET	1-7 Loss	30	Pavelec/Mason	[Zetterberg]	13-12-4	0-2	3-3	30	29	1	7	20,066*
17	12/27	@ COL	4-1 Win	39	Pavelec	Stapleton	17-14-5	1-1	1-1	26	33	4	1	18,007*
18	1/4	@ MTL	3-7 Loss	43	Pavelec/Mason	[Eller]	19-15-5	1-2	3-3	27	31	3	7	21,273*
19	1/5	@ TOR	0-4 Loss	43	Mason	(Kessel)	19-16-5	0-1	2-3	24	25	0	4	19,514*
20	1/7	@ BUF	2-1 OTW	45	Pavelec	Oduya	20-16-5	1-4	3-4	41	32	2	1	18,690*
21	1/10	@ BOS	3-5 Loss	45	Pavelec	[Seguin]	20-17-5	0-4	2-3	32	42	3	5	17,565*
22	1/16	@ OTT	2-0 Win	47	Mason	Slater	21-19-5	0-3	2-2	35	25	2	0	19,927*
23	1/17	@ NJ	1-5 Loss	47	Mason/Pavelec	[Sykora]	21-20-5	0-1	3-4	21	20	1	5	14,129
24	1/23	@ CAR	1-2 Loss	50	Mason	(Brent)	22-21-6	0-2	2-2	30	16	1	2	16,045
25	1/24	@ NYR	0-3 Loss	50	Pavelec	[Callahan]	22-22-6	0-2	4-4	22	31	0	3	18,200*
26	1/31	@ PHI	2-1 SOL	52	Pavelec	Little	23-22-6	0-3	0-1	24	28	2	1	19,874*
27	2/2	@ TB	2-1 OTW	54	Pavelec	Wellwood	24-22-6	0-2	2-2	24	31	2	1	16,923
28	2/3	@ FLA	1-2 Loss	54	Mason	[Bergenheim]	24-23-6	0-1	2-3	21	30	1	2	16,773
29	2/5	@ MTL	3-0 Loss	54	Pavelec	(Pacioretty)	24-24-6	0-5	3-4	23	23	0	3	21,273*
30	2/9	@ WSH	3-2 SOL	58	Pavelec	Little	26-24-6	2-3	3-5	27	33	3	2	18,506*
31	2/11	@ PIT	5-8 Loss	58	Pavelec	[Park]	26-25-6	0-1	1-3	32	39	5	8	18,602*
32	2/16	@ MIN	4-3 SOL	60	Mason	Kane	27-26-6	0-3	2-3	27	25	4	3	19,060*
33	3/8	@ VAN	2-3 Loss	72	Pavelec	[Pahlsson]	32-28-8	0-3	1-1	32	45	2	3	18,890*
34	3/9	@ CGY	3-5 Loss	72	Pavelec	(Tanquary)	32-29-8	0-2	0-3	45	27	3	5	19,289*
35	3/20	@ PIT	4-8 Loss	76	Pavelec/Mason	(Malkin)	34-31-8	1-2	2-3	30	35	4	8	18,589*
36	3/23	@ WSH	4-3 OTW	78	Pavelec	Stapleton	35-31-8	0-2	2-2	42	23	4	3	18,506*
37	3/24	@ NSH	1-3 Loss	78	Pavelec	[Bourque]	35-32-8	0-1	3-4	25	28	1	3	17,113
38	3/30	@ CAR	4-3 OTL	80	Mason	Ladd	36-34-9	1-5	4-4	35	33	4	3	18,680*
49	3/31	@ TB	2-3 OTL	81	Pavelec	(Stankos)	36-34-9	0-3	7-8	28	39	2	3	19,204*
40	4/3	@ FLA	5-4 OTW	83	Pavelec	Ladd	37-34-9	1-2	1-2	30	38	5	4	17,780*
41	4/5	@ NYI	4-5 Loss	83	Mason	(Grabner)	37-35-9	0-3	3-3	25	28	4	5	13,048

\* - indicates sellout

# 2011-12 SEASON-IN-REVIEW

## HOME & ROAD STATISTICS

### HOME & ROAD SCORING

PLAYER	OVERALL			HOME			ROAD		
	G	A	PTS	G	A	PTS	G	A	PTS
Blake Wheeler	17	47	64	11	29	40	6	18	24
Evander Kane	30	27	57	17	18	35	13	9	22
Dustin Byfuglien	12	41	53	6	21	27	6	20	26
Andrew Ladd	28	22	50	18	11	29	10	11	21
Kyle Wellwood	18	29	47	8	20	28	10	9	19
Bryan Little	24	22	46	13	14	27	11	8	19
Nik Antropov	15	20	35	13	9	22	2	11	13
Tobias Enstrom	6	27	33	1	11	12	5	16	21
Zach Bogosian	5	25	30	3	11	14	2	14	16
Alexander Burmistrov	13	15	28	8	11	19	5	4	9
Tim Stapleton	11	16	27	5	8	13	6	8	14
Jim Slater	13	8	21	5	3	8	8	5	13
Grant Clitsome	4	13	17	2	9	11	2	4	6
Tanner Glass	5	11	16	3	5	8	2	6	8
Mark Stuart	3	11	14	1	8	9	2	3	5
Antti Miettinen	5	8	13	4	6	10	1	2	3
Chris Thorburn	4	7	11	3	3	6	1	4	5
Ron Hainsey	0	10	10	0	5	5	0	5	5
Spencer Machacek*	2	7	9	1	1	2	1	6	7
Mark Flood	3	4	7	1	2	3	2	2	4
Ben Maxwell	1	5	6	0	2	2	1	3	4
Eric Fehr	2	1	3	1	1	2	1	0	1
Randy Jones	1	1	2	0	1	1	1	0	1
Brett MacLean*	0	2	2	0	0	0	0	2	2
Mark Scheifele*	1	0	1	0	0	0	1	0	1
Jason Jaffray	0	1	1	0	0	0	0	1	1
Arturs Kulda*	0	0	0	0	0	0	0	0	0
Aaron Gagnon*	0	0	0	0	0	0	0	0	0
Brett Festerling	0	0	0	0	0	0	0	0	0
Patrice Cormier*	0	0	0	0	0	0	0	0	0
Kennel McArdle	0	0	0	0	0	0	0	0	0
Carl Klingberg*	0	0	0	0	0	0	0	0	0
Paul Postma*	0	0	0	0	0	0	0	0	0
Derek Meech	0	0	0	0	0	0	0	0	0

\* - indicates rookie

### HOME & ROAD GOALTENDING

GOALTENDER	GP	W	L	OT	GA	HOME				
						AVG	SO	SH	SV	Sv%
Ondrej Pavelec	36	19	12	4	86	2.47	3	1,037	951	.917
Chris Mason	6	4	1	1	10	1.68	1	144	134	.931
Peter Mannino	1	0	0	0	0	0.00	0	4	4	1.00

GOALTENDER	GP	W	L	OT	GA	ROAD				
						AVG	SO	SH	SV	Sv%
Ondrej Pavelec	32	10	16	5	105	3.42	1	999	894	.895
Chris Mason	14	4	6	0	33	3.10	1	278	245	.881



### EVEN-STRENGTH SCORING

OVERALL			
PLAYER	G	A	PTS
Blake Wheeler	11	38	49
Evander Kane	24	24	48
Andrew Ladd	24	14	38
Kyle Wellwood	14	23	37
Dustin Byfuglien	8	25	33
Bryan Little	18	14	32
Nik Antropov	11	14	25
Alexander Burmistrov	11	13	24
Zach Bogosian	4	19	23
Tobias Enstrom	4	18	22
Jim Slater	12	8	20
Tim Stapleton	7	9	16
Tanner Glass	5	11	16
Mark Stuart	2	11	13
Chris Thorburn	4	7	11
Grant Clitsome	3	8	11
Antti Miettinen	4	5	9
Spencer Machacek	2	7	9
Ron Hainsey	0	9	9
Ben Maxwell	1	5	6
Mark Flood	2	3	5
Eric Fehr	2	1	3
Randy Jones	1	1	2
Jason Jaffray	0	1	1
Brett MacLean*	0	0	0
Arturs Kulda*	0	0	0
Paul Postma*	0	0	0
Derek Meech	0	0	0
Aaron Gagnon*	0	0	0
Patrice Cormier*	0	0	0
Kendal McArdle	0	0	0
Carl Klingberg*	0	0	0
Brett Festerling	0	0	0
Mark Scheifele*	0	0	0

### POWER PLAY SCORING

OVERALL			
PLAYER	G	A	PTS
Dustin Byfuglien	4	15	19
Blake Wheeler	6	9	15
Bryan Little	6	7	13
Andrew Ladd	4	8	12
Tim Stapleton	4	7	11
Tobias Enstrom	2	9	11
Kyle Wellwood	4	6	10
Nik Antropov	4	6	10
Evander Kane	6	3	9
Zach Bogosian	1	6	7
Grant Clitsome	1	4	5
Antti Miettinen	1	3	4
Alexander Burmistrov	1	2	3
Mark Flood	1	1	2
Mark Scheifele*	1	0	1
Brett MacLean*	0	1	1
Ron Hainsey	0	1	1

### SHORTHANDED SCORING

OVERALL			
PLAYER	G	A	PTS
Jim Slater	1	0	1
Mark Stuart	1	0	1
Alexander Burmistrov	1	0	1
Grant Clitsome	0	1	1
Bryan Little	0	1	1
Dustin Byfuglien	0	1	1



SCORING VS. EASTERN CONFERENCE TEAMS

PLAYER	ATLANTIC			NORTHEAST			SOUTHEAST			CONFERENCE		
	G	A	PTS	G	A	PTS	G	A	PTS	G	A	PTS
Nik Antropov	4	7	11	2	4	6	7	7	14	13	18	31
Zach Bogosian	1	3	4	1	7	8	1	13	14	3	23	26
Alexander Burmistrov	5	4	9	3	2	5	2	4	6	10	10	20
Dustin Byfuglien	4	10	14	3	7	10	5	10	15	12	27	39
Grant Clitsome	0	0	0	0	0	0	0	1	1	0	1	1
Patrice Cormier	0	0	0	0	0	0	0	0	0	0	0	0
Tobias Enstrom	2	6	8	3	10	13	0	7	7	5	23	28
Eric Fehr	0	0	0	1	1	2	0	0	0	1	1	2
Brett Festerling	0	0	0	0	0	0	0	0	0	0	0	0
Mark Flood	1	1	2	1	1	2	1	2	3	3	4	7
Aaron Gagnon	0	0	0	0	0	0	0	0	0	0	0	0
Tanner Glass	2	4	6	2	3	5	1	2	3	5	9	14
Ron Hainsey	0	2	2	0	5	5	0	0	0	0	7	7
Jason Jaffray	0	0	0	0	1	1	0	0	0	0	1	1
Randy Jones	1	0	1	0	0	0	0	1	1	1	1	2
Evander Kane	5	5	10	4	4	8	13	10	23	22	19	41
Carl Klingberg	0	0	0	0	0	0	0	0	0	0	0	0
Arturs Kulda	0	0	0	0	0	0	0	0	0	0	0	0
Andrew Ladd	7	4	11	6	4	10	10	10	20	23	18	41
Bryan Little	6	8	14	6	8	14	7	4	11	19	20	39
Spencer Machacek	1	2	3	0	0	0	1	4	5	2	6	8
Brett MacLean	0	0	0	0	1	1	0	0	0	0	1	1
Ben Maxwell	0	2	2	0	0	0	1	1	2	1	3	4
Kenndal McArdle	0	0	0	0	0	0	0	0	0	0	0	0
Derek Meech	0	0	0	0	0	0	0	0	0	0	0	0
Antti Miettinen	0	1	1	2	2	4	3	4	7	5	7	12
Johnny Oduya	1	3	4	1	5	6	0	2	2	2	10	12
Paul Postma	0	0	0	0	0	0	0	0	0	0	0	0
Mark Scheifele	0	0	0	1	0	1	0	0	0	1	0	1
Jim Slater	4	2	6	1	4	5	5	1	6	10	7	17
Tim Stapleton	2	6	8	3	2	5	4	7	11	9	15	24
Mark Stuart	2	1	3	0	2	2	0	7	7	2	10	12
Chris Thorburn	2	2	4	2	1	3	0	2	2	4	5	9
Kyle Wellwood	3	5	8	1	10	11	9	10	19	13	25	38
Blake Wheeler	0	11	11	9	9	18	3	14	17	12	34	46

GOALTENDING VS. EASTERN CONFERENCE TEAMS

GOALTENDER	ATLANTIC					AVG	SO	MINS	SV	SV%
	GP	W	L	OT	GA					
Ondrej Pavelec	18	6	8	3	56	3.28	1	1,023	435	.898
Chris Mason	5	0	3	0	15	4.95	0	182	46	.803

GOALTENDER	NORTHEAST					AVG	SO	MINS	SV	SV%
	GP	W	L	OT	GA					
Ondrej Pavelec	18	8	8	2	53	2.97	1	1,071	428	.901
Chris Mason	3	1	1	0	5	2.26	1	133	47	.912

GOALTENDER	SOUTHEAST					AVG	SO	MINS	SV	SV%
	GP	W	L	OT	GA					
Ondrej Pavelec	19	10	4	4	47	2.59	1	1,088	452	.914
Peter Mannino	1	0	0	0	0	0.00	0	20	4	1.000
Chris Mason	6	4	2	0	11	1.89	0	350	122	.924

GOALTENDER	CONFERENCE					AVG	SO	MINS	SV	SV%
	GP	W	L	OT	GA					
Ondrej Pavelec	55	24	20	9	156	2.94	3	3,182	1,315	.904
Peter Mannino	1	0	0	0	0	0.00	0	20	4	1.000
Chris Mason	14	5	6	0	31	2.80	1	665	215	.888

### SCORING VS. WESTERN CONFERENCE TEAMS

PLAYER	CENTRAL			NORTHWEST			PACIFIC			CONFERENCE		
	G	A	PTS	G	A	PTS	G	A	PTS	G	A	PTS
Nik Antropov	0	0	0	1	1	2	1	1	2	2	2	4
Zach Bogosian	0	0	0	1	0	1	1	2	3	2	2	4
Alexander Burmistrov	0	0	0	2	4	6	1	1	2	3	5	8
Dustin Byfuglien	0	3	3	0	8	8	0	3	3	0	14	14
Grant Clitsome	0	0	0	0	1	1	0	1	1	0	2	2
Patrice Cormier	0	0	0	0	0	0	0	0	0	0	0	0
Tobias Enstrom	0	0	0	1	2	3	0	2	2	1	4	5
Eric Fehr	0	0	0	0	0	0	1	0	1	1	0	1
Brett Festerling	0	0	0	0	0	0	0	0	0	0	0	0
Mark Flood	0	0	0	0	0	0	0	0	0	0	0	0
Aaron Gagnon	0	0	0	0	0	0	0	0	0	0	0	0
Tanner Glass	0	1	1	0	1	1	0	0	0	0	2	2
Ron Hainsey	0	2	2	0	0	0	0	1	1	0	3	3
Jason Jaffray	0	0	0	0	0	0	0	0	0	0	0	0
Randy Jones	0	0	0	0	0	0	0	0	0	0	0	0
Evander Kane	0	2	2	6	4	10	2	2	4	8	8	16
Carl Klingberg	0	0	0	0	0	0	0	0	0	0	0	0
Arturs Kulda	0	0	0	0	0	0	0	0	0	0	0	0
Andrew Ladd	0	1	1	1	3	4	4	0	4	5	4	9
Bryan Little	1	0	1	3	1	4	1	1	2	5	2	7
Spencer Machacek	0	1	1	0	0	0	0	0	0	0	1	1
Brett MacLean	0	1	1	0	0	0	0	0	0	0	1	1
Ben Maxwell	0	1	1	0	0	0	0	0	0	0	1	1
Kenndal McArdle	0	0	0	0	0	0	0	0	0	0	0	0
Derek Meech	0	0	0	0	0	0	0	0	0	0	0	0
Antti Miettinen	0	0	0	0	0	0	0	1	1	0	1	1
Johnny Oduya	0	1	1	0	0	0	0	0	0	0	1	1
Paul Postma	0	0	0	0	0	0	0	0	0	0	0	0
Mark Scheifele	0	0	0	0	0	0	0	0	0	0	0	0
Jim Slater	2	0	2	1	1	2	0	0	0	3	1	4
Tim Stapleton	1	0	1	1	1	2	0	0	0	2	1	3
Mark Stuart	1	0	1	0	1	1	0	0	0	1	1	2
Chris Thorburn	0	0	0	0	1	1	0	1	1	0	2	2
Kyle Wellwood	1	0	1	3	2	5	1	2	3	5	4	9
Blake Wheeler	2	1	3	2	7	9	1	5	6	5	13	18

### GOALTENDING VS. WESTERN CONFERENCE TEAMS

GOALTENDER	GP	W	L	OT	CENTRAL		AVG	SO	MINS	SV	SV%
					GA						
Ondrej Pavelec	4	0	4	0	15		4.13	0	218	82	.866
Chris Mason	2	0	0	1	2		1.43	0	84	15	.895

GOALTENDER	GP	W	L	OT	NORTHWEST		AVG	SO	MINS	SV	SV%
					GA						
Ondrej Pavelec	6	3	3	0	16		2.70	0	355	165	.919
Chris Mason	1	1	0	0	3		2.77	0	65	19	.880

GOALTENDER	GP	W	L	OT	PACIFIC		AVG	SO	MINS	SV	SV%
					GA						
Ondrej Pavelec	3	2	1	0	4		1.34	1	179	92	.960
Chris Mason	3	2	1	0	7		2.32	1	181	87	.931

GOALTENDER	GP	W	L	OT	CONFERENCE		AVG	SO	MINS	SV	SV%
					GA						
Ondrej Pavelec	13	5	8	0	35		2.79	1	752	340	.914
Chris Mason	6	3	1	1	12		2.18	1	330	121	.917

### MISCELLANEOUS STATISTICS

#### TEAM RECORDS

Overall record	37-35-10
Home record	23-13-5
Road record	14-22-5

1-goal games	19-11-10
2-goal games	9-10
3-goal games	9-14

Scoring first	25-11-3
Opponent scoring first	12-24-7

Leading after 1 period	18-4-0
Trailing after 1 period	5-16-4
Leading after 2 periods	26-4-2
Trailing after 2 periods	3-24-4

Overtime Record - This Season	10-10
Overtime Record - Franchise	99-88-45

Outshooting opponent	17-15-5
Outshot by opponent	19-19-5
Even shots	1-1-0

vs. Northeast	9-9-2
vs. Atlantic	6-11-3
vs. Southeast	14-6-4
vs. EASTERN CONFERENCE	29-26-9

vs. Central	0-4-1
vs. Pacific	4-2-0
vs. Northwest	4-3-0
vs. WESTERN CONFERENCE	8-9-1

#### MONTH BY MONTH RECORD

	W-L-OT	Points
October	4-6-1	9
November	5-5-3	13
December	10-3-1	21
January	4-8-1	9
February	7-5-2	16
March	6-7-1	13
April	1-1-1	3
Totals	37-35-10	84

#### GOALS BY PERIOD

	1	2	3	OT	T
Jets	66	86	63	6	221
Opponents	67	78	91	6	242

#### POWER PLAY

	G	Att	Pct (Rank)
Overall	45	251	17.9 (12th NHL)
Home	31	141	22.0 (2nd NHL)
Road	14	110	12.7 (28th NHL)

8 SHORTHANDED GOALS ALLOWED (T-21st NHL)

#### PENALTY KILLING

	G	Att	Pct (Rank)
Overall	58	292	80.1 (24th NHL)
Home	25	142	82.4 (19th NHL)
Road	33	150	78.0 (26th NHL)

3 SHORTHANDED GOALS SCORED (T-25th NHL)

#### PENALTIES

GP	Minutes	Avg. (Rank)
82	905	11.0 (T-14th NHL)



### TEAM LEADERS

#### SKATERS

Games:	Ladd, 82
Goals:	Kane, 30
Assists:	Wheeler, 47
Points:	Wheeler, 64
Even-strength goals:	Kane, Ladd, 24
Even-strength assists:	Wheeler, 38
Even-strength points:	Wheeler, 49
Power play goals:	Wheeler, Kane, Ladd, 6
Power play assists:	Byfuglien, 15
Power play points:	Byfuglien, 19
Shorthanded goals:	Burmistrov, Slater, Stuart, 1
Shorthanded assists:	Byfuglien, Little, Clitsome, 1
Shorthanded points:	Byfuglien, Little, Burmistrov, Slater, Clitsome, Stuart, 1
Game-winning goals:	Ladd, Little, 6
Penalty minutes:	Stuart, 98
Shots on goal:	Kane, 287
Plus-Minus Rating:	Kane, plus-11
Average time on ice:	Byfuglien, 24:06

#### GOALTENDERS

Games played:	Pavelec, 68
Games started:	Pavelec, 67
Wins:	Pavelec, 29
Shutouts:	Pavelec, 4
Minutes played:	Pavelec, 3,932
Goals-against average:	Pavelec, 2.91
Shots faced:	Pavelec, 2,036
Saves:	Pavelec, 1,845
Save percentage:	Pavelec, .906

### HAT TRICKS & PENALTY SHOTS

#### HAT TRICKS

##### HAT TRICKS FOR

Date/Opp.	Player	Goals	Result
N/A			

##### HAT TRICKS AGAINST

Date/Opp.	Player	Goals	Result
Nov. 10 vs. FLA	Kris Versteeg	3	5-2L
Jan. 4 @ MTL	Lars Eller	4	7-3L
Mar. 20 @ PIT	James Neal	3	8-4L
Apr. 7 vs. TB	Teddy Purcell	3	4-3OTL

#### PENALTY SHOTS

##### PENALTY SHOTS FOR

Date/Opp.	Player	Goaltender	Result
Oct. 17/11 @ PHX	Nik Antropov	Mike Smith	No Goal
Nov. 3/11 @ NYI	Evander Kane	Rick DiPietro	No Goal
Jan. 10/12 @ BOS	Chris Thorburn	Tuukka Rask	No Goal
Mar. 26/12 @ OTT	Kyle Wellwood	Craig Anderson	No Goal

##### PENALTY SHOTS AGAINST

Date/Opp.	Player	Goaltender	Result
Jan. 4/12 @ MTL	Lars Eller	Chris Mason	Goal
Jan. 10/12 @ BOS	Shawn Thornton	Ondrej Pavelec	Goal
Jan. 14/12 vs. NJD	Patrik Elias	Ondrej Pavelec	No Goal
Apr. 5 @ NYI	Michael Grabner	Chris Mason	Goal



2011-12 SEASON-IN-REVIEW  
OVERTIME & SHOOTOUT SUMMARY

OVERTIME & SHOOTOUT SUMMARY

TEAM SUMMARY

	GP	W	L	T/SO
Overall	20	6	6	8
Home	6	1	5	3
Road	14	9	5	5

OVERTIME SUMMARY

OVERTIME GOALS FOR

Date/Opp.	Goal Scorer	Time	Score
Dec. 29/11 vs. LAK	Evander Kane	1:09	1-0
Jan. 7/12 @ BUF	Johnny Oduya	0:57	2-1
Feb. 2/12 @ TB	Kyle Wellwood	3:14	2-1
Mar. 23/12 @ WSH	Tim Stapleton	2:37	4-3
Mar. 30/12 @ CAR	Andrew Ladd	0:16	4-3
Apr. 3/12 @ FLA	Andrew Ladd	3:12	5-4

OVERTIME SUMMARY

OVERTIME GOALS AGAINST

Date/Opp.	Goal Scorer	Time	Score
Nov. 5/11 @ NJ	Adam Henrique	1:28	2-3
Nov. 8/11 @ BUF	Thomas Vanek	4:35	5-6
Nov. 23/11 @ WSH	Jason Chimera	1:52	3-4
Feb. 21/12 vs. PHI	Jaromir Jagr	4:16	4-5
Mar. 31/12 @ TB	Steven Stamkos	0:45	2-3
Apr. 7/12 vs. TB	Teddy Purcell	1:08	3-4

SHOOTER SUMMARY

Player	G	S	S%	GOG
Blake Wheeler	4	6	66.7	0
Evander Kane	1	2	50	1
Bryan Little	2	5	40	2
Andrew Ladd	1	3	33.3	1
Kyle Wellwood	2	6	33.3	0
Nik Antropov	0	1	0	0
Alexander Burmistrov	0	2	0	0
Antti Miettinen	0	1	0	0

GOALTENDER SUMMARY

Goalie	REC	G/S	SV %
Ondrej Pavelec	3-3	8/20	.600

REC-Record, G/S- Goals/Saves, SV%-Save Percentage



Tobias Enström

# 2011-12 SEASON-IN-REVIEW

## PLAYER GAME-BY-GAME

DATE/OPP	#4 BOGOSIAN	#5 STUART	#6 HAINSEY	#7 MEECH	#8 BURMISTROV	#9 KANE
10/9 vs. MTL	0-0 3/1 22:58	0-1 1/1 15:33	0-0 3/1 18:20	DND	0-1 2/1 15:56	0-0 4/1 10:34
10/13 @ CHI	0-0 0/1 18:26	0-0 0/1 17:44	0-2 1/1 22:50	DND	0-0 2/0 17:36	0-0 5/1 14:43
10/15 @ PHX	0-0 0/0 19:25	0-0 0/0 17:20	0-0 0/1 22:17	DND	0-0 1/0 17:46	0-0 3/0 13:30
10/17 vs. PIT	0-0 6/1 22:59	0-0 0/1 17:29	INJ	DND	0-2 2/2 20:57	INJ
10/19 @ TOR	0-0 1/1 22:17	0-0 0/1 19:02	INJ	0-0 1/1 12:39	1-0 2/1 18:32	0-0 4/0 11:48
10/20 @ OTT	0-0 1/1 21:21	0-0 1/0 18:39	INJ	0-0 1/0 10:14	0-1 3/1 20:02	0-0 4/0 16:06
10/22 vs. CAR	0-2 1/1 20:56	0-1 2/0 14:44	INJ	DND	1-0 1/0 18:28	1-0 1/1 10:31
10/24 vs. NYR	0-0 1/0 22:14	0-0 3/0 19:29	INJ	DND	0-1 0/1 21:44	0-1 2/1 17:31
10/27 @ PHI	0-0 3/3 21:10	1-0 1/1 21:09	INJ	DND	1-1 2/1 15:53	1-1 3/2 10:50
10/29 @ TB	0-0 2/0 21:59	0-0 2/0 19:41	INJ	INJ	0-0 3/0 20:12	0-0 5/0 19:36
10/31 @ FLA	0-2 1/2 26:42	0-1 3/0 23:59	INJ	INJ	0-0 2/1 21:12	2-0 6/1 19:40
11/3 @ NYI	0-0 1/1 22:54	INJ	INJ	INJ	1-0 3/3 17:14	1-1 (W) 3/3 16:55
11/5 @ NJ	0-0 1/1 26:25	INJ	INJ	INJ	0-0 2/0 22:40	0-0 2/1 24:07
11/6 @ NYR	0-0 1/1 29:47	0-0 1/0 18:05	INJ	INJ	0-0 1/2 20:25	0-0 4/2 18:31
11/8 @ BUF	0-0 3/1 28:50	0-0 1/2 24:20	INJ	INJ	0-0 4/1 18:18	0-0 0/1 17:50
11/10 vs. FLA	0-1 1/1 24:22	0-1 1/1 18:16	INJ	INJ	0-0 3/1 19:46	0-2 2/1 18:55
11/12 @ CBJ	0-0 1/0 25:41	1-0 2/1 19:35	INJ	INJ	0-0 4/0 17:05	0-0 5/1 17:33
11/14 vs. TB	0-0 1/2 31:38	0-0 0/1 23:46	INJ	INJ	0-1 0/2 15:51	1-1 2/2 12:35
11/17 vs. WSH	0-0 1/1 27:29	0-0 0/0 17:54	INJ	INJ	0-1 2/1 15:59	2-0 (W) 6/2 18:44
11/19 vs. PHI	0-0 1/0 31:00	0-0 0/0 22:27	INJ	INJ	0-0 1/0 13:11	0-1 7/1 13:29
11/23 @ WSH	0-1 3/2 27:02	0-0 0/1 18:37	0-0 1/2 23:34	INJ	0-0 1/1 7:56	0-0 2/1 18:49
11/25 @ CAR	0-2 3/3 24:12	0-0 0/1 21:34	INJ	INJ	0-0 0/0 17:04	1-0 3/1 16:53
11/26 @ BOS	0-0 5/1 25:28	0-0 1/1 18:42	INJ	INJ	0-0 2/0 16:16	1-0 0/2 17:11
11/29 vs. OTT	0-1 3/0 26:38	0-0 1/2 20:23	INJ	INJ	1-0 1/0 19:32	2-0 7/2 17:59
12/1 vs. PHX	0-0 3/1 26:41	0-0 1/1 21:36	INJ	INJ	0-0 3/0 19:26	0-1 4/1 18:04
12/3 vs. NJ	0-1 2/1 25:47	1-0 (W) 3/2 21:58	INJ	INJ	1-0 2/0 19:10	2-0 5/3 17:58
12/6 vs. BOS	0-0 1/1 23:31	0-0 0/1 17:46	INJ	INJ	0-0 1/1 15:17	0-0 5/0 20:42
12/9 vs. CAR	0-0 1/1 24:52	0-0 0/0 20:56	INJ	INJ	0-0 1/0 14:53	1-1 6/2 18:28
12/10 @ DET	0-0 2/4 26:04	0-0 2/3 20:46	INJ	INJ	0-0 1/1 13:18	0-1 3/4 16:52
12/13 vs. MIN	1-0 1/2 21:48	0-0 1/1 19:50	0-0 1/0 22:12	INJ	INJ	0-0 3/2 22:03
12/15 vs. WSH	0-0 4/1 23:31	0-0 0/1 14:57	0-0 3/0 18:51	INJ	INJ	0-0 1/0 22:06
12/17 vs. ANA	1-2 3/2 21:51	0-0 2/3 19:39	0-0 1/1 20:52	INJ	1-0 3/1 16:34	0-1 2/1 20:06
12/20 vs. NYI	0-0 1/1 22:15	0-0 4/1 19:39	0-0 0/1 20:59	INJ	0-0 3/0 19:15	0-0 6/0 20:31
12/22 vs. MTL	0-1 2/1 23:02	0-0 1/0 17:54	0-1 0/2 20:25	INJ	0-0 1/1 17:23	0-0 2/1 16:52
12/23 vs. PIT	0-0 1/2 19:18	0-0 1/2 16:49	0-0 1/1 19:55	INJ	1-0 3/1 17:20	0-1 1/0 17:41
12/27 @ COL	0-0 1/1 22:56	0-0 0/0 15:14	0-0 1/1 22:40	INJ	0-1 2/1 16:58	2-0 5/2 16:38
12/29 vs. LA	0-0 1/0 22:58	0-0 1/0 16:34	0-1 0/1 23:10	INJ	0-0 3/0 17:30	1-0 (W) 5/1 17:57
12/31 vs. TOR	1-0 2/0 23:14	0-0 0/0 14:59	0-1 1/0 22:34	INJ	0-0 3/0 17:18	0-0 5/1 20:47
1/4 @ MTL	0-1 4/2 22:06	0-0 0/1 18:43	0-1 1/2 21:56	INJ	0-0 0/0 16:40	0-1 3/1 19:02
1/5 @ TOR	0-0 2/2 23:18	0-0 1/0 15:37	0-0 0/1 23:25	INJ	0-0 0/1 16:21	0-0 3/1 18:11
1/7 @ BUF	0-0 3/0 23:04	0-0 1/0 14:57	0-0 2/1 19:01	INJ	DND	0-1 7/1 18:27
1/10 @ BOS	0-2 0/1 12:16	0-0 0/0 20:54	0-0 3/0 21:47	INJ	DND	0-0 3/1 18:06
1/12 vs. SJ	INJ	0-0 0/1 15:12	0-0 2/1 23:13	INJ	0-0 2/2 14:36	0-0 3/1 18:40
1/14 vs. NJ	INJ	0-0 1/1 15:48	0-0 1/1 24:15	INJ	0-0 0/0 12:12	0-0 3/1 19:29
1/16 @ OTT	INJ	0-0 2/0 14:28	0-0 3/2 23:54	INJ	0-0 0/0 16:21	0-0 1/0 15:53
1/17 @ NJ	INJ	0-0 1/1 19:01	0-0 2/1 23:34	INJ	0-0 0/1 16:42	0-0 2/1 15:21
1/19 vs. BUF	INJ	0-0 0/0 15:25	0-1 3/0 23:57	INJ	0-0 0/0 11:19	0-0 6/1 19:02
1/21 vs. FLA	0-0 0/0 25:19	0-0 0/0 18:19	0-0 2/1 21:14	INJ	1-0 4/0 15:38	INJ
1/23 @ CAR	0-0 6/1 26:00	0-0 0/0 13:48	0-0 2/0 21:19	MIN	0-0 2/0 18:29	INJ
1/24 @ NYR	0-0 3/3 24:03	0-0 3/0 16:33	0-0 2/0 23:27	MIN	INJ	INJ
1/31 @ PHI	0-0 4/0 26:07	0-0 0/0 15:09	0-1 1/1 23:26	MIN	INJ	INJ
2/2 @ TB	0-0 3/1 22:52	0-0 0/0 14:16	0-0 1/1 21:34	MIN	0-0 1/0 11:27	INJ
2/3 @ FLA	0-0 1/0 20:29	0-0 0/0 15:36	0-0 0/0 18:52	MIN	0-0 0/0 13:32	INJ
2/5 @ MTL	0-0 1/0 24:14	0-0 1/1 13:55	0-0 2/0 17:41	MIN	0-0 0/1 17:30	INJ
2/7 vs. TOR	0-1 4/2 21:23	0-0 2/0 17:01	0-0 1/2 21:35	MIN	0-0 1/0 12:31	0-0 0/0 13:44
2/9 @ NYR	0-0 1/0 19:51	0-0 0/0 14:54	0-0 0/0 22:38	MIN	0-0 2/0 11:41	1-0 3/0 20:22
2/11 @ PIT	0-1 1/0 20:41	0-0 2/1 19:20	0-1 1/2 20:36	MIN	1-0 4/1 12:09	0-0 1/0 16:23
2/14 vs. NYI	0-0 1/1 18:28	0-0 0/1 14:01	0-0 1/0 15:00	MIN	0-0 2/1 17:42	0-0 4/0 20:58
2/16 @ MIN	DND	0-0 1/2 12:54	0-0 0/1 24:15	MIN	1-1 3/2 20:31	2-1 7/2 21:24
2/17 vs. BOS	DND	0-1 0/0 17:11	0-0 0/0 21:20	MIN	1-0 2/1 15:32	0-1 2/1 15:55
2/19 vs. COL	DND	0-0 0/1 18:34	0-0 0/0 18:30	MIN	0-1 0/1 17:31	1-1 5/2 15:31
2/21 vs. PHI	DND	0-0 0/0 14:24	0-0 0/3 24:24	MIN	0-0 0/0 17:13	1-0 5/0 19:33
2/23 vs. TB	DND	0-0 0/1 18:13	0-0 0/0 19:51	MIN	0-0 2/0 18:15	1-0 5/0 18:20
2/25 vs. STL	DND	0-0 1/0 12:40	0-0 1/1 22:57	MIN	0-0 2/1 16:58	0-1 5/0 22:18
2/27 vs. EDM	DND	0-0 0/0 18:43	0-0 1/0 20:18	MIN	1-1 5/1 17:55	0-1 6/1 19:05
3/1 vs. FLA	0-1 2/1 22:12	0-2 2/4 13:30	0-0 1/1 24:30	MIN	0-1 0/3 15:02	2-2 (W) 9/4 15:49
3/5 vs. BUF	DND	0-0 0/0 16:43	0-0 0/1 20:59	MIN	0-0 1/1 15:29	0-0 5/0 16:05
3/8 @ VAN	DND	0-0 0/1 12:52	0-0 0/1 19:43	MIN	0-0 2/0 15:10	0-1 0/1 17:58
3/9 @ CGY	DND	0-1 1/0 14:05	0-0 0/1 19:29	MIN	0-0 1/0 19:15	1-0 6/1 22:07
3/14 vs. DAL	DND	0-0 0/0 17:06	0-0 1/2 21:17	MIN	0-1 1/0 14:03	1-0 4/0 16:28
3/15 vs. WSH	DND	0-0 1/0 17:40	0-0 0/1 18:20	MIN	0-1 0/1 15:27	0-1 0/1 16:05
3/18 vs. CAR	0-0 1/1 11:07	0-1 0/2 16:34	0-0 1/0 22:02	MIN	0-0 2/0 18:42	0-1 5/1 19:36
3/20 @ PIT	0-0 1/1 20:09	0-0 0/2 15:05	0-0 0/0 20:24	MIN	0-0 0/2 16:54	0-0 7/2 16:02
3/23 @ WSH	0-0 6/1 24:25	0-0 1/1 12:51	0-0 1/1 19:55	MIN	0-0 1/1 17:42	0-0 3/1 21:54
3/24 @ NSH	0-0 3/0 23:39	0-0 2/1 15:31	0-0 0/0 22:53	MIN	0-0 1/1 14:00	0-0 1/1 12:44
3/26 vs. OTT	0-1 1/0 1 24:21	0-0 0/1 8:19	0-1 0/1 21:42	MIN	0-0 1/0 18:01	1-1 6/1 20:29
3/28 vs. NYR	0-0 3/1 21:00	0-1 1/1 14:14	0-0 0/0 20:55	MIN	0-0 0/0 16:42	0-0 5/1 16:40
3/30 @ CAR	0-3 5/2 23:03	0-1 1/1 14:17	0-0 4/1 21:27	MIN	0-0 1/0 15:32	0-1 2/1 15:04
3/31 @ TB	0-0 1/0 21:51	0-0 1/0 15:06	0-0 2/0 21:32	MIN	0-0 1/1 13:35	0-1 2/1 13:12
4/3 @ FLA	1-1 1/1 27:50	0-0 0/0 18:14	0-0 1/1 15:32	MIN	0-0 1/1 16:31	1-0 4/1 17:56
4/5 @ NYI	1-1 3/0 23:19	0-0 1/2 18:11	DND	DND	0-0 5/0 16:54	0-0 2/0 18:03
4/7 vs. TB	0-0 3/0 26:45	0-0 0/1 16:28	DND	MIN	0-0 1/1 16:40	0-1 2/1 18:28

Goals-Assists-Shots-Plus/Minus-Time-On-Ice, DND-Did Not Dress, INJ-Injured, MIN-Minor Leagues

2011-12 SEASON-IN-REVIEW  
PLAYER GAME-BY-GAME

DATE/OPP	#12 JONES	#13 WELLWOOD	#14 STAPLETON	#15 GLASS	#16 LAIRD	#17 FEHR
10/9 vs. MTL	DND	0-0 2/0 12:37	DND	0-0 0/1 11:28	0-0 1/1 19:57	1NJ
10/13 @ CHI	DND	1-0 2/0 16:23	DND	0-1 0/1 8:08	0-0 5/0 19:14	1NJ
10/15 @ PHX	0-0 0/3 14:54	0-0 2/0 15:01	0-0 2/0 11:06	0-0 0/0 10:19	1-0 5/1 16:52	1NJ
10/17 vs. PIT	DND	1-0 1/1 17:13	0-0 0/0 4:17	1-0(W) 2/0 11:42	0-0 3/0 20:05	1NJ
10/19 @ TOR	DND	0-1 0/0 15:25	DND	0-0 1/1 11:17	0-0 3/0 22:27	1NJ
10/20 @ OTT	DND	0-0 2/1 12:36	0-0 3/2 11:35	0-0 2/0 8:55	0-0 3/1 19:33	1NJ
10/22 vs. CAR	0-0 0/0 13:48	1-1 1/0 12:10	DND	0-1 0/0 12:51	1-0(W) 3/1 20:03	1NJ
10/24 vs. NYR	0-0 2/1 10:52	0-0 0/0 9:46	0-0 2/0 12:29	0-0 0/0 8:54	0-0 4/0 19:06	1NJ
10/27 @ PHI	1-0 1/2 12:19	1-0 1/0 11:07	0-2 0/0 13:08	1-2 2/2 12:24	1-0(W) 2/0 19:36	1NJ
10/29 @ TB	0-0 0/0 12:37	0-0 0/0 13:16	0-0 0/0 7:34	0-0 0/0 9:48	0-0 2/0 21:21	1NJ
10/31 @ FLA	0-0 2/1 21:21	1-1 1/2 16:14	0-0 3/0 12:55	0-0 0/1 11:44	0-1 3/2 17:19	1NJ
11/3 @ NYI	0-0 0/0 18:55	0-1 1/0 15:59	0-0 0/0 7:16	0-0 0/0 15:50	0-0 4/0 18:05	1NJ
11/5 @ NJ	1NJ	0-0 0/0 19:26	0-0 0/1 6:46	0-0 0/1 6:46	0-0 2/1 21:59	1NJ
11/6 @ NYR	1NJ	0-0 0/2 17:52	0-0 0/0 6:49	0-0 2/0 12:13	0-0 4/0 22:42	1NJ
11/8 @ BUF	1NJ	0-1 3/2 14:30	0-1 0/0 7:04	1-1 1/2 10:32	0-1 1/0 19:23	1NJ
11/10 vs. FLA	1NJ	0-0 0/1 13:01	1-0 2/0 11:46	0-0 1/0 12:58	1-0 2/0 18:13	1NJ
11/12 @ CBJ	1NJ	0-0 3/1 17:17	0-0 0/0 13:52	0-0 1/0 10:22	0-0 2/1 20:36	1NJ
11/14 vs. TB	1NJ	0-1 1/1 14:12	1-1 3/1 8:27	0-1 1/1 15:16	1-0 5/1 18:39	1NJ
11/17 vs. WSH	1NJ	1-1 3/0 15:34	0-1 0/0 5:02	0-0 1/0 13:47	0-1 1/1 17:35	1NJ
11/19 vs. PHI	1NJ	0-2 2/0 14:49	DND	0-0 2/1 11:13	1-1 5/1 21:20	0-0 3/0 7:06
11/23 @ WSH	1NJ	1-1 3/1 16:53	DND	0-0 0/1 17:38	1-1 5/2 17:47	0-0 1/1 9:22
11/25 @ CAR	1NJ	0-0 1/0 13:59	0-0 0/0 5:11	0-0 1/0 17:01	1-0(W) 3/1 18:01	0-0 4/1 8:28
11/26 @ BOS	1NJ	0-0 2/1 15:21	DND	0-0 2/0 11:24	0-0 3/1 19:00	0-0 0/0 7:43
11/29 vs. OTT	1NJ	0-0 1/2 14:46	DND	0-1 4/0 15:10	0-0 3/1 17:19	0-1 0/1 13:13
12/1 vs. PHX	1NJ	0-0 0/0 18:36	0-0 3/0 6:34	0-0 1/0 15:19	0-0 4/0 21:35	DND
12/3 vs. NJ	1NJ	0-0 0/0 15:33	0-0 1/0 4:42	0-0 1/0 16:58	0-0 1/1 21:23	DND
12/6 vs. BOS	1NJ	0-0 0/0 15:05	0-0 2/1 6:00	0-0 2/0 14:16	1-0 8/2 19:52	DND
12/9 vs. CAR	0-0 1/0 15:30	0-1 1/0 14:10	1-0(W) 1/0 10:01	0-0 1/1 18:44	0-0 3/0 17:49	DND
12/10 @ DET	0-0 1/1 18:51	0-0 1/2 13:38	0-0 1/1 11:52	0-0 2/0 15:43	0-0 2/1 15:09	DND
12/13 vs. MIN	1NJ	0-0 1/0 15:51	0-0 2/0 10:19	0-0 1/0 15:58	0-0 2/0 16:38	0-0 0/0 6:24
12/15 vs. WSH	1NJ	0-0 0/1 19:02	0-0 0/0 9:43	0-0 2/0 14:29	0-0 0/1 19:09	0-0 4/1 14:27
12/17 vs. ANA	1NJ	1-1 3/2 15:29	0-0 1/0 7:35	0-0 1/0 16:49	1-0(W) 4/1 17:18	0-0 0/0 6:05
12/20 vs. NYI	1NJ	0-1 4/1 18:57	0-0 1/0 5:35	0-0 2/1 16:35	1-0 5/1 18:25	0-0 1/0 5:29
12/22 vs. MTL	1NJ	0-1 2/1 14:42	1-0 2/1 7:36	1-0 4/2 17:10	0-0 7/0 15:59	0-0 0/0 6:30
12/23 vs. PIT	1NJ	0-0 0/0 19:44	0-0 0/0 11:02	0-1 0/1 10:37	0-0 5/0 19:34	0-0 1/0 8:37
12/27 @ COL	1NJ	0-0 2/0 16:15	1-0(W) 2/0 13:57	0-1 0/1 13:39	0-1 2/1 17:13	0-0 0/0 11:18
12/29 vs. LA	1NJ	0-0 0/0 13:58	0-1 1/0 16:19	0-0 1/0 12:15	0-0 4/0 17:43	0-0 0/0 6:28
12/31 vs. TOR	1NJ	0-1 2/1 13:52	0-0 1/1 17:20	0-0 2/0 14:12	1-0 6/1 16:06	0-0 2/0 7:54
1/4 @ MTL	0-0 2/1 18:24	0-0 1/2 12:02	1-0 2/1 12:48	0-0 0/1 15:04	1-0 2/2 13:00	0-0 3/0 13:40
1/5 @ TOR	0-0 1/0 15:11	0-0 0/0 16:57	0-0 0/0 12:14	0-0 2/1 14:13	0-0 4/0 15:58	0-0 1/0 12:29
1/7 @ BUF	0-0 0/0 13:51	0-0 2/0 14:39	DND	0-0 1/0 13:23	0-0 3/0 19:38	0-0 1/0 10:00
1/10 @ BOS	0-0 0/0 17:50	0-0 3/0 14:40	0-1 4/0 15:31	0-0 2/0 4:18	1-0 5/1 20:37	1-0 2/0 11:53
1/12 vs. SJ	0-0 2/1 14:01	0-0 1/0 14:45	DND	0-0 0/1 12:23	0-0 2/0 19:18	0-0 1/1 6:18
1/14 vs. NJ	0-0 0/1 16:15	0-0 1/1 15:23	0-0 1/1 10:55	0-0 3/1 16:00	1-0 4/1 19:10	0-0 0/0 9:22
1/16 @ OTT	0-0 0/0 14:09	0-1 2/1 17:11	0-0 2/0 14:41	0-0 1/1 14:44	0-1 3/1 17:34	0-0 5/0 9:45
1/17 @ NJ	0-0 0/1 17:07	0-1 0/1 13:25	0-0 1/1 12:58	0-0 1/0 15:55	0-0 0/1 15:33	0-0 3/0 10:39
1/19 vs. BUF	0-0 1/0 17:53	0-2 1/2 13:29	1-0 2/0 11:07	0-0 2/0 13:56	1-1 3/2 16:25	0-0 3/0 8:02
1/21 vs. FLA	0-0 0/0 17:49	0-2 1/1 20:28	1NJ	0-0 2/1 14:27	0-1 2/1 21:14	0-0 0/1 9:31
1/23 @ CAR	0-0 1/2 15:25	1-0 3/0 18:33	1NJ	0-0 2/0 14:08	0-0 2/1 21:08	0-0 1/0 7:30
1/24 @ NYR	0-0 1/0 13:15	0-0 0/1 15:41	1NJ	0-0 1/0 16:19	0-0 1/0 22:35	0-0 5/1 9:43
1/31 @ PHI	0-0 1/0 14:28	0-0 0/0 14:10	1NJ	0-0 1/0 16:01	0-0 3/0 22:22	0-0 1/1 16:07
2/2 @ TB	DND	1-0(W) 4/1 15:03	1NJ	0-0 1/0 15:02	0-1 2/0 21:45	0-0 1/0 12:48
2/3 @ FLA	DND	0-0 0/0 14:08	1NJ	0-0 1/0 10:38	0-1 1/0 22:21	0-0 1/0 9:03
2/5 @ MTL	DND	0-0 1/1 17:19	1NJ	0-0 1/0 14:28	0-0 3/1 20:45	DND
2/7 vs. TOR	DND	1NJ	1NJ	0-0 1/0 13:15	0-0 2/1 19:58	0-0 1/0 12:05
2/9 @ WSH	DND	1NJ	1NJ	0-0 1/0 11:50	0-1 2/0 23:01	0-0 0/0 10:21
2/11 @ PIT	DND	1-0 1/1 15:40	1-1 1/2 11:45	0-0 1/1 13:31	0-0 1/1 17:57	DND
2/14 vs. NYI	DND	0-0 1/0 14:47	0-0 2/1 10:58	0-1 1/0 10:34	0-0 2/1 21:11	DND
2/16 @ MIN	0-0 2/2 13:51	0-1 0/1 15:18	0-0 1/0 10:34	0-0 0/1 11:35	0-0 1/0 20:35	DND
2/17 vs. BOS	0-0 0/0 14:19	0-1 0/1 11:42	0-0 2/0 7:05	0-0 0/1 14:16	0-1 4/2 19:53	DND
2/19 vs. COL	0-0 1/1 17:58	1-1 1/2 11:38	0-0 0/0 12:59	0-0 0/0 13:14	1-1 2/1 18:13	0-0 1/0 11:20
2/21 vs. PHI	0-0 0/0 13:19	0-0 1/1 15:37	0-3 0/0 8:53	0-0 1/2 15:52	2-0 6/0 20:15	0-0 0/0 7:09
2/23 vs. TB	0-0 0/1 12:37	0-0 0/0 14:32	0-0 0/0 7:26	1-0 4/1 15:59	1-2 7/0 19:35	DND
2/25 vs. STL	0-0 0/0 13:55	0-0 0/0 16:14	0-0 3/1 5:36	0-0 0/1 16:56	0-1 4/1 21:58	DND
2/27 vs. EDM	0-0 1/2 12:03	1-0 3/0 13:27	0-0 2/0 9:14	0-0 0/0 10:12	0-0 4/1 23:11	DND
3/1 vs. FLA	1-1 0/4 15:06	1-1 1/3 13:17	0-1 1/1 10:56	0-0 0/1 15:25	0-0 4/1 17:18	DND
3/5 vs. BUF	0-0 1/0 15:46	0-0 1/1 14:04	0-0 1/0 10:25	0-0 1/0 13:05	1-0 3/2 18:57	DND
3/8 @ VAN	0-0 0/1 12:14	1-0 2/0 14:48	0-0 0/0 10:23	0-0 1/1 14:17	0-1 3/3 20:42	DND
3/9 @ CGY	0-0 1/0 11:42	0-0 2/0 17:16	0-0 3/1 12:06	0-0 2/0 11:20	0-0 3/0 21:46	DND
3/14 vs. DAL	0-0 1/1 16:46	0-1 1/0 14:37	0-0 1/1 11:13	0-0 1/1 13:53	2-0 8/0 17:21	1-0(W) 2/1 14:30
3/16 vs. WSH	0-0 0/0 17:49	0-0 0/0 14:12	0-1 0/1 11:55	0-0 1/1 13:24	1-0 3/1 20:37	0-0 3/1 8:10
3/18 vs. CAR	0-0 0/2 15:33	0-0 1/1 12:15	0-1 1/1 10:44	0-0 2/0 13:07	0-0 4/3 21:33	1NJ
3/20 @ PIT	DND	0-0 1/2 15:14	1-0 1/1 7:09	0-1 0/2 16:48	0-2 5/4 19:14	1NJ
3/23 @ WSH	0-0 0/1 11:52	0-0 2/2 11:45	1-0(W) 1/3 11:45	0-0 1/0 13:58	0-0 4/0 23:23	1NJ
3/24 @ NSH	0-0 1/1 10:40	0-0 0/1 8:51	1-0 2/1 11:03	0-0 0/1 18:44	0-0 3/0 19:39	1NJ
3/26 vs. OTT	0-0 0/1 7:31	1-2 4/1 16:27	0-0 0/1 5:57	0-1 1/0 10:43	0-0 4/4 23:37	1NJ
3/28 vs. NYR	DND	0-0 0/1 16:02	0-0 1/0 7:48	0-0 1/0 12:50	0-1 1/0 22:56	1NJ
3/30 @ CAR	DND	1-1 2/0 14:49	0-0 2/2 12:19	0-0 0/0 9:24	1-0(W) 3/0 21:53	1NJ
3/31 @ TB	DND	1-0 1/1 10:36	0-1 2/0 10:12	0-0 0/1 16:29	0-0 4/1 16:29	1NJ
4/3 @ FLA	DND	1NJ	0-0 0/0 14:01	1NJ	2-0(W) 7/0 19:47	1NJ
4/5 @ NYI	DND	1NJ	0-0 0/1 11:26	1NJ	1-0 2/1 23:07	1NJ
4/7 vs. TB	DND	1NJ	0-0 2/1 11:37	1NJ	0-1 4/0 20:50	1NJ

Goals-Assists-Shots-Plus/Minus-Time-On-Ice, DND-Did Not Dress, 1NJ-Injured, MIN-Minor Leagues

# 2011-12 SEASON-IN-REVIEW

## PLAYER GAME-BY-GAME

Date/Opp.	#18 LITTLE	#19 SLATER	#20 MIETTINEN	#21 GAGNON	#22 THORBURN	#23 MCARDLE
10/9 vs. MTL	0-0 2/2 18:26	0-0 1/2 10:02		MIN	0-0 1/1 10:35	INJ
10/13 @ CHI	0-0 1/0 18:21	2-0 3/1 13:56		MIN	0-0 1/0 12:28	INJ
10/15 @ PHX	0-0 0/2 14:32	0-0 0/1 11:27		MIN	0-0 1/1 9:58	INJ
10/17 vs. PIT	0-0 0/0 20:48	0-0 1/0 14:08		MIN	0-0 0/1 13:06	INJ
10/19 @ TOR	0-1 2/0 22:25	0-0 0/1 12:41		MIN	0-0 0/1 11:16	INJ
10/20 @ OTT	0-0 1/1 21:44	INJ		MIN	0-0 0/0 7:57	INJ
10/22 vs. CAR	0-0 1/0 20:05	1-0 1/1 10:36		MIN	0-0 0/1 12:08	INJ
10/24 vs. NYR	0-0 5/0 20:52	INJ		MIN	0-0 1/0 9:53	0-0 0/0 9:55
10/27 @ PHI	0-2 1/0 20:49	1-0 2/1 18:59		MIN	0-1 0/0 14:10	0-0 1/0 9:11
10/29 @ TB	0-0 2/0 23:45	0-0 2/0 12:27		MIN	0-0 0/0 6:30	0-0 0/0 4:17
10/31 @ FLA	0-0 2/2 20:14	0-0 0/1 13:20		MIN	0-0 0/1 11:51	0-0 2/1 7:20
11/3 @ NYI	0-0 2/0 18:55	0-0 3/0 17:19		MIN	0-0 0/0 14:55	0-0 0/0 4:04
11/5 @ NJ	0-0 1/1 21:12	1-0 1/1 15:22		MIN	0-0 3/0 9:37	0-0 0/1 3:30
11/6 @ NYR	0-0 1/0 20:25	0-0 1/0 17:43		MIN	0-0 1/1 14:47	DND
11/8 @ BUF	2-0 7/1 22:20	0-1 2/1 14:54		MIN	0-0 0/0 9:30	0-0 0/0 5:10
11/10 vs. FLA	0-0 1/1 15:53	0-0 6/0 15:25		MIN	0-0 0/1 7:10	0-0 0/1 7:47
11/12 @ CBJ	0-0 3/1 20:45	0-0 1/0 13:22		MIN	0-0 1/0 4:02	0-0 0/0 3:45
11/14 vs. TB	0-1 4/1 17:05	0-0 2/1 18:17		MIN	0-0 1/1 14:25	DND
11/17 vs. WSH	0-1 1/1 21:10	0-0 2/0 16:37		MIN	0-0 1/0 9:04	DND
11/19 vs. PHI	2-0 3/1 19:55	1-0 2/1 12:32		MIN	0-0 0/2 8:34	MIN
11/23 @ WSH	1-0 1/1 18:37	0-0 2/1 17:33		MIN	0-0 0/0 9:39	MIN
11/25 @ CAR	1-0 4/2 20:40	0-0 0/0 16:39		MIN	0-0 0/0 4:41	MIN
11/26 @ BOS	0-0 5/1 20:28	0-1 2/1 12:42		MIN	0-0 3/0 8:55	MIN
11/29 vs. OTT	0-2 2/0 20:46	0-0 0/0 13:52		MIN	0-0 0/0 6:32	MIN
12/1 vs. PHX	1-0(W) 4/1 19:28	0-0 1/0 16:49		MIN	0-0 1/0 12:21	MIN
12/3 vs. NJ	0-2 1/3 21:50	0-0 0/1 16:03		MIN	0-0 1/0 11:38	MIN
12/6 vs. BOS	1-0(W) 3/2 21:41	0-0 2/0 17:38		MIN	0-0 0/0 13:31	MIN
12/9 vs. CAR	1-0 5/2 18:25	0-0 2/1 17:13		MIN	0-0 3/1 11:01	MIN
12/10 @ DET	1-0 2/2 16:32	0-0 3/1 15:05		MIN	0-0 1/1 12:00	MIN
12/13 vs. MIN	1-0(W) 4/2 21:13	0-0 4/0 19:08	MIN		0-0 2/0 12:22	MIN
12/15 vs. WSH	0-0 1/0 23:01	0-0 0/0 15:43	MIN	MIN	0-0 2/0 12:58	MIN
12/17 vs. ANA	0-0 1/0 5:05	0-0 0/1 20:12	DND	MIN	0-1 2/1 12:45	MIN
12/20 vs. NYI	INJ	0-0 1/1 19:19	0-0 1/1 15:26	MIN	0-0 1/0 5:19	MIN
12/22 vs. MTL	INJ	0-0 3/0 18:42	0-0 1/0 15:54	MIN	0-0 1/0 5:52	MIN
12/23 vs. PIT	INJ	0-0 0/1 13:35	0-0 0/2 10:41	MIN	0-0 0/0 8:16	MIN
12/27 @ COL	INJ	1-0 4/1 14:08	0-0 0/1 13:52	MIN	0-1 4/1 12:29	MIN
12/29 vs. LA	INJ	INJ	0-0 0/0 14:37	MIN	0-0 1/0 7:03	MIN
12/31 vs. TOR	INJ	INJ	0-2 0/0 15:19	MIN	0-0 1/0 8:13	MIN
1/4 @ MTL	INJ	0-0 2/1 14:43	0-0 2/1 14:06	MIN	0-0 0/0 11:29	MIN
1/5 @ TOR	INJ	0-0 2/2 14:26	0-0 2/2 13:14	MIN	0-0 0/0 10:10	MIN
1/7 @ BUF	0-1 2/0 20:50	0-0 1/0 13:26	0-0 1/0 12:18	MIN	0-0 2/0 7:49	MIN
1/10 @ BOS	0-0 2/1 19:23	0-0 0/0 15:03	0-0 2/1 13:47	MIN	0-0 3/0 9:46	MIN
1/12 vs. SJ	0-0 2/0 21:03	0-0 0/0 11:29	0-0 2/1 8:27	MIN	0-0 0/0 7:48	MIN
1/14 vs. NJ	0-0 1/2 20:48	0-0 1/1 14:52	0-0 2/0 11:59	MIN	DND	
1/16 @ OTT	0-0 2/0 17:00	1-0(W) 3/1 15:31	0-0 0/0 12:52	MIN	0-1 0/1 11:40	MIN
1/17 @ NJ	0-0 0/2 15:35	0-0 3/0 14:52	0-0 1/0 14:08	MIN	0-0 1/0 12:39	MIN
1/19 vs. BUF	0-1 2/1 20:40	0-0 3/0 16:34	DND	MIN	0-0 2/0 12:59	MIN
1/21 vs. FLA	0-0 3/2 24:22	0-0 3/0 14:39	0-1 5/1 9:47	MIN	0-0 2/1 6:37	MIN
1/23 @ CAR	0-0 1/1 19:35	0-0 1/0 12:51	0-0 0/0 9:15	MIN	0-0 1/0 10:59	MIN
1/24 @ NYR	0-0 1/1 22:40	0-0 1/0 15:33	0-0 2/1 13:28	0-0 0/1 8:38	0-0 1/0 8:04	MIN
1/31 @ PHI	0-0 3/0 24:03	0-0 1/0 16:25	0-0 0/0 16:25	0-0 1/0 7:17	1-0 1/1 11:31	MIN
2/2 @ TB	0-0 5/1 20:57	0-1 1/1 16:54	0-0 0/0 9:51	0-0 0/0 8:39	0-0 1/0 12:20	MIN
2/3 @ FLA	1-0 3/0 22:38	0-0 3/0 12:54	0-0 1/0 12:20	0-0 1/0 11:48	0-0 0/0 7:08	MIN
2/5 @ MTL	0-0 1/1 20:20	0-0 0/0 14:03	0-0 5/0 11:54	0-0 1/0 8:15	0-0 1/0 10:03	MIN
2/7 vs. TOR	1-0(W) 2/1 20:09	0-1 2/0 14:51	0-0 3/0 11:11	0-0 2/0 10:57	1-0 1/0 13:04	MIN
2/9 @ WSH	0-0 1/0 22:20	0-0 1/0 14:44	0-0 2/0 10:52	0-0 1/0 10:34	0-0 1/0 10:54	MIN
2/11 @ PIT	1-1 2/1 18:10	0-0 1/1 12:53	0-1 0/1 10:24	MIN	0-0 2/0 11:17	MIN
2/14 vs. NYI	0-0 1/1 21:26	0-1 3/1 10:14	0-0 0/0 6:23	MIN	1-0 3/1 9:39	MIN
2/16 @ MIN	0-0 2/0 23:21	0-0 0/1 14:06	0-0 2/0 5:57	MIN	0-0 0/1 10:14	MIN
2/17 vs. BOS	2-0(W) 3/1 21:58	0-0 0/1 16:34	0-0 0/1 7:13	MIN	0-0 0/0 11:24	MIN
2/19 vs. COL	2-0(W) 3/1 19:13	0-0 0/0 13:26	DND	MIN	0-0 2/0 8:20	MIN
2/21 vs. PHI	0-2 0/0 20:09	0-0 1/3 15:10	DND	MIN	0-0 2/2 12:18	MIN
2/23 vs. TB	0-1 3/0 19:01	0-0 0/1 16:54	DND	MIN	0-1 1/1 11:03	MIN
2/25 vs. STL	0-0 4/1 21:25	0-0 1/1 15:49	0-0 2/0 5:46	MIN	0-0 1/1 14:15	MIN
2/27 vs. EDM	0-0 1/1 21:27	0-0 0/0 10:49	0-0 0/0 7:49	MIN	0-0 1/0 8:34	MIN
3/1 vs. FLA	1-0 4/1 17:42	1-0 1/1 16:02	0-0 0/0 10:18	MIN	0-1 0/1 12:43	MIN
3/5 vs. BUF	0-3 2/3 20:29	0-0 1/0 11:19	0-0 2/0 12:38	MIN	1-0 1/1 10:17	MIN
3/8 @ VAN	0-0 2/2 21:27	0-0 2/0 14:18	0-0 0/0 6:54	MIN	0-0 2/0 13:14	MIN
3/9 @ CGY	0-1 2/2 23:05	0-1 4/0 9:57	DND	MIN	0-0 0/0 2:32	MIN
3/14 vs. DAL	0-1 1/0 18:07	0-0 1/1 16:45	0-1 1/1 12:55	MIN	DND	MIN
3/15 vs. WSH	0-0 1/1 20:06	0-0 1/1 14:16	0-1 1/1 8:16	MIN	0-0 1/0 8:16	MIN
3/18 vs. CAR	0-0 2/3 20:21	0-0 3/0 14:16	2-0 5/2 10:56	MIN	DND	MIN
3/20 @ PIT	2-0 2/1 18:31	1-0 3/2 16:22	0-0 1/3 14:50	MIN	DND	MIN
3/23 @ WSH	1-0 4/0 22:51	0-0 0/0 14:48	0-0 5/0 14:49	MIN	DND	MIN
3/24 @ NSH	0-0 1/1 18:20	0-0 1/1 17:43	0-0 0/0 13:32	MIN	DND	MIN
3/26 vs. OTT	0-0 5/4 23:58	0-1 4/1 13:30	2-0 2/1 11:59	MIN	DND	MIN
3/28 vs. NYR	1-0 2/0 23:57	0-0 1/0 15:37	0-0 0/1 12:24	MIN	DND	MIN
3/30 @ CAR	0-0 1/0 20:09	1-0 1/0 11:30	0-1 0/0 9:16	MIN	DND	MIN
3/31 @ TB	0-0 4/2 18:14	0-0 2/0 14:51	1-0 2/1 14:05	MIN	0-0 0/0 8:45	MIN
4/3 @ FLA	1-1 3/2 20:25	0-0 1/0 13:42	0-0 1/0 14:04	MIN	0-0 2/1 9:32	MIN
4/5 @ NYI	0-1 2/1 23:02	0-1 0/2 10:53	0-0 2/0 12:32	MIN	0-1 1/1 7:40	MIN
4/7 vs. TB	0-0 1/0 19:22	2-0 4/2 14:29	0-1 0/2 12:06	MIN	0-0 0/1 8:50	MIN

Goals-Assists-Shots-Plus/Minus-Time On-Ice, DND-Did Not Dress, INJ-Injured, SUS-Suspended, MIN-Minor Leagues

2011-12 SEASON-IN-REVIEW  
PLAYER GAME-BY-GAME

Date/Opp.	#24 CLITSOME	#25 MACLEAN	#26 WHEELER	#28 CORMIER	#29 ODOYA	#33 BYUGLIEN
10/9 vs. MTL		0-0 1/0 13:42	0-0 2/-2 18:38	MIN	0-0 1/3 16:12	0-0 4/-2 21:26
10/13 @ CHI		0-1 0/0 8:50	0-0 3/1 18:20	MIN	0-1 0/0 18:10	0-0 5/2 22:48
10/15 @ PHX		DND	0-1 2/-2 15:51	MIN	DND	0-0 1/3 23:24
10/17 vs. PIT		0-0 2/0 5:38	0-0 5/0 18:57	MIN	0-0 1/0 20:41	0-0 5/-1 24:14
10/19 @ TOR		0-1 2/1 9:32	0-0 6/0 20:20	MIN	0-0 0/0 15:41	0-2 3/0 29:26
10/20 @ OTT		DND	0-0 4/1 22:05	MIN	0-0 1/1 12:38	1-0 6/1 26:57
10/22 vs. CAR		DND	0-1 3/1 16:06	MIN	0-0 0/0 20:17	0-0 2/1 23:39
10/24 vs. NYR		DND	0-0 0/0 17:06	MIN	0-0 0/1 16:55	0-0 4/0 23:32
10/27 @ PHI		MIN	0-3 0/1 14:09	MIN	0-0 1/0 14:37	0-1 3/1 21:23
10/29 @ TB		MIN	0-0 2/0 16:39	MIN	0-0 0/0 17:20	0-0 5/0 23:15
10/31 @ FLA		MIN	0-0 1/0 12:02	MIN	0-0 1/1 16:12	0-0 2/0 25:31
11/3 @ NYI		MIN	0-0 2/0 13:25	MIN	1-1 1/2 22:07	0-0 2/2 23:40
11/5 @ NJ		MIN	0-0 3/1 22:40	MIN	0-0 1/0 20:37	0-2 3/0 25:01
11/6 @ NYR		MIN	0-0 1/0 18:57	MIN	0-0 0/1 20:48	0-0 4/-2 22:51
11/8 @ BUF		MIN	0-2 4/1 14:28	MIN	0-1 1/0 24:22	1-1 3/0 22:29
11/10 vs. FLA		MIN	0-0 2/0 15:24	MIN	0-0 1/1 22:29	0-0 4/1 24:44
11/12 @ CBJ		MIN	0-0 2/0 18:01	MIN	0-0 3/0 19:53	0-1 2/1 26:19
11/14 vs. TB		MIN	0-0 0/0 8:01	MIN	0-1 2/3 19:55	1-1 7/1 23:16
11/17 vs. WSH		MIN	1-0 2/1 11:53	MIN	0-0 0/0 16:52	0-0 5/0 21:02
11/19 vs. PHI		MIN	0-2 3/2 14:15	MIN	0-0 2/-1 19:28	1-2(W) 3/0 23:40
11/23 @ WSH		MIN	0-1 1/0 18:47	MIN	0-0 2/-2 17:10	0-0 4/-2 23:28
11/25 @ CAR		MIN	0-0 3/2 14:11	MIN	0-1 1/1 23:42	0-0 3/-1 24:22
11/26 @ BOS		MIN	0-1 1/1 14:01	MIN	0-0 0/1 22:42	1-1 5/0 22:59
11/29 vs. OTT		MIN	1-0 4/1 19:16	MIN	0-0 0/0 19:20	0-1 12/-1 25:53
12/1 vs. PHX		MIN	0-1 2/1 18:22	MIN	0-0 0/0 21:50	0-0 3/0 25:07
12/3 vs. NJ		MIN	0-1 0/1 17:58	MIN	0-0 1/1 21:00	0-1 1/2 22:01
12/6 vs. BOS		MIN	0-0 2/0 19:32	MIN	0-1 2/0 22:52	0-0 3/0 25:03
12/9 vs. CAR		MIN	0-3 0/2 16:38	MIN	0-0 1/0 19:15	1-1 5/1 22:07
12/10 @ DET		MIN	0-1 3/3 16:48	MIN	0-0 0/-1 18:06	0-0 2/-2 19:42
12/13 vs. MIN		MIN	0-1 0/2 22:49	MIN	0-0 1/0 17:13	0-1 2/1 23:52
12/15 vs. WSH		MIN	0-0 2/0 19:52	MIN	0-0 0/0 20:05	0-0 2/0 26:40
12/17 vs. ANA		MIN	1-0 2/1 18:45	MIN	0-0 1/1 20:11	0-2 4/1 21:34
12/20 vs. NYI		MIN	0-0 3/0 19:45	MIN	0-1 2/1 20:34	0-0 1/0 23:11
12/22 vs. MTL		MIN	2-1(W) 4/2 15:29	MIN	0-0 1/2 18:28	0-1 1/0 20:16
12/23 vs. PIT		MIN	0-1 0/-1 16:17	MIN	0-0 2/1 18:37	0-0 2/-1 22:46
12/27 @ COL		MIN	0-1 1/0 15:25		0-0 0/0 20:28	INJ
12/29 vs. LA		MIN	0-1 4/1 18:45	0-0 1/0 6:07	0-0 0/0 21:13	INJ
12/31 vs. TOR		MIN	1-0(W) 3/-1 22:33	0-0 0/0 7:02	0-1 2/1 17:08	INJ
1/4 @ MTL		MIN	1-1 3/1 16:47	MIN	0-0 1/-1 16:45	INJ
1/5 @ TOR		MIN	0-0 1/1 17:28	MIN	0-0 1/3 18:08	INJ
1/7 @ BUF		MIN	1-0 7/1 21:14	0-0 2/0 7:14	1-0(W) 2/1 19:15	INJ
1/10 @ BOS		MIN	1-0 1/1 19:30	DND	0-0 1/1 20:13	INJ
1/12 vs. SJ		MIN	0-0 2/0 21:41	DND	0-0 3/0 22:30	INJ
1/14 vs. NJ		MIN	0-0 2/0 9:15	MIN	0-1 1/1 19:43	INJ
1/16 @ OTT		MIN	INJ	MIN	0-0 1/0 19:19	INJ
1/17 @ NJ		MIN	INJ	MIN	0-0 0/-1 21:53	INJ
1/19 vs. BUF		MIN	0-1 2/1 19:35	MIN	0-1 0/1 18:22	INJ
1/21 vs. FLA		MIN	0-0 3/-2 22:48	0-0 0/0 3:55	0-0 3/0 22:28	INJ
1/23 @ CAR		MIN	0-0 2/-1 19:35	0-0 3/0 6:19	0-0 0/0 18:30	INJ
1/24 @ NYR		MIN	0-0 0/-3 22:14	0-0 0/0 4:03	0-0 0/-2 18:36	INJ
1/31 @ PHI		MIN	0-0 5/0 23:18	MIN	0-0 0/1 21:55	INJ
2/2 @ TB		MIN	1-1 2/1 21:42	MIN	0-0 0/0 17:47	0-1 2/0 25:36
2/3 @ FLA		MIN	0-0 4/0 24:01	MIN	0-0 1/0 17:22	0-0 4/0 24:45
2/5 @ MTL		MIN	0-0 0/-1 17:56	MIN	0-0 0/-1 13:56	0-0 0/-1 22:45
2/7 vs. TOR		MIN	0-1 2/1 20:29	MIN	0-1 0/0 16:15	0-0 2/1 21:05
2/9 @ WSH		MIN	0-0 4/0 25:13	MIN	0-0 1/0 16:38	1-1 5/0 28:00
2/11 @ PIT		MIN	0-2 5/-1 18:41	MIN	0-0 0/0 18:11	1-1 2/-3 20:57
2/14 vs. NYI		MIN	0-0 3/-1 22:05	MIN	0-0 2/-1 17:16	0-0 5/0 28:13
2/16 @ MIN		MIN	0-1 3/1 21:19	MIN	0-0 1/0 23:54	0-2 1/-1 27:08
2/17 vs. BOS		MIN	1-2 4/2 20:48	MIN	0-0 0/0 20:52	0-1 5/2 23:26
2/19 vs. COL		MIN	0-4 3/2 19:38	MIN	0-0 1/0 17:41	0-2 4/2 21:56
2/21 vs. PHI		MIN	0-1 2/0 21:29	MIN	0-0 1/-3 22:21	1-1 4/0 26:51
2/23 vs. TB		MIN	0-2 5/0 19:13	MIN	0-0 2/1 18:24	1-1(W) 2/-1 20:32
2/25 vs. STL		MIN	2-0 6/2 22:36	MIN	0-0 0/-1 24:20	0-2 8/1 27:34
2/27 vs. EDM		MIN	0-0 4/-1 25:03	MIN	DND	0-2 2/0 28:16
3/1 vs. FLA	DND	DND	1-1 3/2 17:32	MIN	Traded to CHI	0-0 2/2 21:37
3/5 vs. BUF	0-0 1/1 19:24	MIN	1-0(W) 2/2 20:11	MIN		0-0 6/3 22:59
3/8 @ VAN	0-0 3/-1 19:20	MIN	1-0 4/-1 21:06	MIN		0-0 1/0 17:12
3/9 @ CGY	0-1 2/0 19:48	MIN	1-0 5/2 24:53	MIN		0-1 5/1 27:31
3/14 vs. DAL	0-1 0/1 20:58	MIN	0-2 1/0 17:07	MIN		0-1 0/0 20:20
3/16 vs. WSH	0-0 2/0 16:30	MIN	0-1 4/1 21:21	MIN		1-1(W) 3/2 22:53
3/18 vs. CAR	DND	MIN	0-0 2/-2 20:40	MIN		0-0 1/3 24:20
3/20 @ PIT	0-0 0/-2 17:26	MIN	0-0 1/1 19:00	MIN		0-0 4/-1 24:03
3/23 @ WSH	DND	MIN	0-1 4/0 24:43	MIN		0-1 3/1 27:29
3/24 @ NSH	DND	MIN	0-0 2/0 20:37	MIN		0-0 5/0 23:27
3/26 vs. OTT	DND	MIN	0-0 6/-3 25:12	MIN		0-0 3/-1 28:57
3/28 vs. NYR	0-0 0/1 13:00	MIN	0-1 4/0 20:23	MIN		0-0 1/0 25:21
3/30 @ CAR	0-0 1/0 15:12	MIN	0-0 6/-1 20:11	MIN		0-0 4/1 23:03
3/31 @ TB	0-0 0/1 14:49	MIN	0-0 0/-1 18:11	MIN		0-1 1/0 25:22
4/3 @ FLA	0-0 0/0 14:30	MIN	0-2 4/-1 20:49	0-0 2/1 8:39		0-2 2/1 23:41
4/5 @ NYI	0-0 1/1 15:01	MIN	0-0 2/-1 23:32	0-0 0/1 6:39		1-2 2/2 25:26
4/7 vs. TB	0-1 2/0 17:52	MIN	0-1 1/-1 21:29	0-0 0/-1 7:19		0-0 5/-2 23:13

Goals-Assists-Shots-Plus/Minus-Time On-Ice, DND-Did Not Dress, INJ-Injured, MIN-Minor Leagues



# 2011-12 SEASON-IN-REVIEW

## PLAYER GAME-BY-GAME

Date/Opp.	#36 FLOOD	#38 POSTMA	#39 ENSTROM	#41 JAFFRAY	#44 KULDA	#46 MACHACEK	#48 KLINGBERG
10/9 vs. MTL	MIN	MIN	0-0 0/0 25:23	MIN	MIN	MIN	MIN
10/13 @ CHI	MIN	MIN	0-0 2/0 20:02	MIN	MIN	MIN	MIN
10/15 @ PHX	MIN	MIN	0-1 0/1 23:08	MIN	MIN	MIN	MIN
10/17 vs. PIT	MIN	MIN	0-0 1/0 26:33	MIN	MIN	MIN	MIN
10/19 @ TOR	MIN	MIN	1-0 2/1 31:05	MIN	MIN	MIN	MIN
10/20 @ OTT	MIN	MIN	0-1 0/1 29:35	MIN	MIN	MIN	MIN
10/22 vs. CAR	MIN	MIN	0-1 5/0 27:12	MIN	MIN	MIN	MIN
10/24 vs. NYR	MIN	MIN	0-0 0/0 26:14	MIN	MIN	MIN	MIN
10/27 @ PHI	MIN	MIN	0-2 1/1 26:36	MIN	MIN	MIN	MIN
10/29 @ TB	MIN	MIN	0-0 1/0 25:13	MIN	MIN	MIN	MIN
10/31 @ FLA	MIN	MIN	0-0 1/0 15:17	MIN	MIN	MIN	MIN
11/3 @ NYI	0-0 0/0 13:41	MIN	INJ	MIN	MIN	MIN	MIN
11/5 @ NJ	1-1 2/1 19:44	0-0 1/0 13:37	INJ	MIN	MIN	MIN	MIN
11/6 @ NYR	0-0 1/0 16:13	0-0 0/0 1:51	INJ	MIN	MIN	MIN	MIN
11/8 @ BUF	1-0 1/1 17:00	DND	INJ	MIN	MIN	MIN	MIN
11/10 vs. FLA	0-0 0/1 15:58	DND	INJ	MIN	MIN	MIN	MIN
11/12 @ CBJ	0-0 1/0 15:06	MIN	INJ	MIN	MIN	MIN	MIN
11/14 vs. TB	1-0(W) 4/1 18:31	MIN	INJ	0-0 1/0 8:04	0-0 2/0 13:15	MIN	MIN
11/17 vs. WSH	0-0 2/2 20:11	MIN	INJ	0-0 1/0 6:57	0-0 2/1 14:43	MIN	MIN
11/19 vs. PHI	0-0 2/2 15:44	MIN	INJ	0-0 1/0 7:16	0-0 0/1 7:47	MIN	MIN
11/23 @ WSH	0-1 0/1 14:31	MIN	INJ	0-0 0/1 3:49	DND	MIN	MIN
11/25 @ CAR	0-0 1/1 14:31	MIN	INJ	DND	0-0 3/1 11:35	MIN	MIN
11/26 @ BOS	0-0 0/2 18:26	MIN	INJ	0-1 0/1 8:57	0-0 0/1 8:41	MIN	MIN
11/29 vs. OTT	0-1 3/1 15:10	MIN	INJ	0-0 1/0 5:04	0-0 1/1 8:20	MIN	MIN
12/1 vs. PHX	0-0 0/0 13:49	MIN	INJ	0-0 1/0 5:17	0-0 0/0 10:12	MIN	0-0 0/0 5:22
12/3 vs. NJ	0-0 1/0 17:45	MIN	INJ	0-0 0/0 4:26	0-0 0/0 11:22	MIN	0-0 0/0 3:55
12/6 vs. BOS	0-0 1/2 17:18	MIN	INJ	0-0 0/1 4:14	0-0 0/2 11:55	MIN	0-0 3/1 5:47
12/9 vs. CAR	0-0 1/1 14:54	MIN	INJ	0-0 3/0 9:06	DND	MIN	0-0 2/0 8:24
12/10 @ DET	0-0 1/1 16:36	MIN	INJ	0-0 0/0 11:40	DND	MIN	DND
12/13 vs. MIN	0-0 1/0 15:25	MIN	INJ	0-0 0/0 4:59	DND	MIN	0-0 1/0 5:00
12/15 vs. WSH	0-0 2/0 12:38	MIN	INJ	0-0 2/0 4:44	MIN	MIN	0-0 1/0 4:51
12/17 vs. ANA	DND	MIN	0-1 0/0 18:53	DND	MIN	MIN	MIN
12/20 vs. NYI	DND	MIN	0-0 0/0 23:50	MIN	MIN	MIN	MIN
12/22 vs. MTL	DND	MIN	0-1 2/1 20:11	MIN	MIN	MIN	MIN
12/23 vs. PIT	DND	MIN	0-0 0/1 21:17	MIN	MIN	MIN	MIN
12/27 @ COL	0-0 0/0 16:08	MIN	0-1 1/2 21:53	MIN	MIN	MIN	MIN
12/29 vs. LA	0-0 1/0 14:20	MIN	0-0 3/0 23:23	MIN	MIN	MIN	MIN
12/31 vs. TOR	0-0 0/0 11:06	MIN	0-1 3/1 27:09	MIN	MIN	MIN	MIN
1/1 @ MTL	DND	MIN	0-1 1/3 21:03	MIN	MIN	MIN	MIN
1/5 @ TOR	DND	MIN	0-0 3/0 23:32	MIN	MIN	MIN	MIN
1/7 @ BUF	DND	MIN	0-1 3/0 26:06	MIN	MIN	MIN	MIN
1/10 @ BOS	DND	MIN	0-2 1/0 23:08	MIN	MIN	MIN	MIN
1/12 vs. SJ	0-0 0/0 21:14	MIN	0-0 1/1 23:28	MIN	MIN	MIN	MIN
1/14 vs. NJ	0-0 1/1 18:28	DND	0-0 1/1 23:44	MIN	MIN	MIN	MIN
1/16 @ OTT	0-0 1/0 19:30	DND	1-0 6/2 24:35	MIN	MIN	MIN	MIN
1/17 @ NJ	0-0 2/1 18:26	DND	1-0 2/1 19:36	MIN	MIN	MIN	MIN
1/19 vs. BUF	0-0 0/0 17:48	DND	1-0(W) 2/1 23:22	MIN	MIN	MIN	MIN
1/21 vs. FLA	DND	MIN	0-1 2/1 24:24	MIN	MIN	MIN	MIN
1/23 @ CAR	DND	MIN	0-1 2/1 24:28	MIN	MIN	MIN	MIN
1/24 @ NYR	DND	MIN	0-0 0/1 23:35	MIN	MIN	MIN	MIN
1/31 @ PHI	DND	MIN	0-0 0/0 26:12	MIN	MIN	0-0 0/0 5:10	MIN
2/2 @ TB	DND	MIN	0-0 0/0 23:49	MIN	MIN	DND	MIN
2/3 @ FLA	DND	MIN	0-0 0/0 23:00	MIN	MIN	DND	MIN
2/5 @ MTL	DND	MIN	0-0 2/1 25:11	MIN	MIN	0-0 4/0 7:47	MIN
2/7 vs. TOR	DND	MIN	0-0 2/1 22:41	MIN	MIN	MIN	MIN
2/9 @ WSH	DND	MIN	0-0 2/0 28:11	MIN	MIN	MIN	MIN
2/11 @ PIT	DND	MIN	0-1 0/2 19:57	MIN	MIN	MIN	MIN
2/14 vs. NYI	DND	MIN	0-0 6/1 25:44	MIN	MIN	MIN	MIN
2/16 @ MIN	DND	MIN	0-0 0/0 24:24	MIN	MIN	MIN	MIN
2/17 vs. BOS	DND	MIN	0-1 3/2 22:57	MIN	MIN	MIN	MIN
2/19 vs. COL	DND	MIN	0-0 0/2 19:37	MIN	MIN	MIN	MIN
2/21 vs. PHI	DND	MIN	0-0 1/0 24:30	MIN	MIN	MIN	MIN
2/23 vs. TB	0-1 0/1 9:03	MIN	0-0 2/1 20:26	MIN	MIN	MIN	MIN
2/25 vs. STL	DND	MIN	0-0 2/1 25:35	MIN	MIN	MIN	MIN
2/27 vs. EDM	0-0 0/2 11:25	MIN	0-0 1/0 25:44	MIN	MIN	MIN	MIN
3/1 vs. FLA	DND	MIN	0-1 0/1 21:28	MIN	MIN	MIN	MIN
3/5 vs. BUF	DND	MIN	0-2 2/3 22:54	MIN	MIN	MIN	MIN
3/8 @ VAN	DND	MIN	0-0 1/1 24:04	MIN	MIN	MIN	MIN
3/9 @ CGY	0-0 0/0 1:49	MIN	1-1 5/2 24:33	MIN	MIN	MIN	MIN
3/14 vs. DAL	DND	MIN	0-0 0/0 21:27	MIN	MIN	MIN	MIN
3/16 vs. WSH	DND	MIN	0-0 2/1 21:15	MIN	MIN	MIN	MIN
3/18 vs. CAR	DND	MIN	0-1 2/1 26:01	MIN	MIN	0-1 0/1 5:33	MIN
3/20 @ PIT	DND	MIN	0-2 4/2 22:49	MIN	MIN	0-2 0/2 8:24	MIN
3/23 @ WSH	DND	MIN	0-1 2/1 27:42	MIN	MIN	1-1 1/2 5:30	MIN
3/24 @ NSH	DND	MIN	0-0 1/0 23:57	MIN	MIN	0-1 2/1 9:00	MIN
3/26 vs. OTT	DND	MIN	0-0 2/1 28:13	MIN	MIN	0-0 0/0 5:27	MIN
3/28 vs. NYR	DND	MIN	0-0 2/2 22:43	MIN	MIN	1-0 2/1 4:17	MIN
3/30 @ CAR	DND	MIN	0-0 0/0 21:06	MIN	MIN	0-1 1/0 7:14	MIN
3/31 @ TB	DND	MIN	0-0 1/0 24:48	MIN	MIN	0-0 2/0 8:38	MIN
4/3 @ FLA	DND	MIN	0-0 1/1 25:15	MIN	MIN	0-1 0/1 14:48	MIN
4/5 @ NYI	0-0 0/1 11:18	MIN	1-1 1/2 23:38	MIN	MIN	0-0 0/1 7:14	MIN
4/7 vs. TB	0-0 1/0 12:44	MIN	0-1 1/1 24:37	MIN	MIN	0-0 0/1 8:33	MIN

Goals-Assists-Shots-Plus/Minus-Time-On-Ice, DND-Did Not Dress, INJ-Injured, SUS-Suspended, MIN-Minor Leagues

2011-12 SEASON-IN-REVIEW  
PLAYER GAME-BY-GAME

Date/Opp.	#49 MAXWELL	#53 FESTERLING	#55 SCHEIFELE	#80 ANTROPOV	#31 PAVELEC	#34 MANNINO	#50 MASON
10/9 vs. MTL	INJ	MIN	0-0 1/0 13:44	1-0 2/0 16:20	5/22L 60	MIN	DNP
10/13 @ CHI	INJ	MIN	0-0 0/1 9:25	0-0 0/1 18:54	4/32L 59	MIN	DNP
10/15 @ PHX	INJ	MIN	0-0 0/1 16:22	0-0 2/0 17:19	DNP	MIN	4/34L 60
10/17 vs. PIT	INJ	MIN	0-0 1/0 7:06	0-1 3/1 19:55	1/29W 60	MIN	DNP
10/19 @ TOR	INJ	MIN	1-0 2/0 10:27	0-1 0/1 18:43	3/23D 65	MIN	DNP
10/20 @ OTT	INJ	MIN	0-0 1/0 12:12	0-0 2/1 18:10	3/29L 56	MIN	DNP
10/22 vs. CAR	0-0 0/1 8:33	MIN	0-0 0/0 7:21	0-2 2/1 17:38	2/5 7	MIN	1/19W 52
10/24 vs. NYR	0-0 1/0 8:56	MIN	MIN	1-0 3/0 19:12	DNP	MIN	2/17L 58
10/27 @ PHI	DND	MIN	MIN	1-2 1/1 13:44	7/43W 51	MIN	1/5 8
10/29 @ TB	DND	MIN	MIN	0-0 2/0 19:57	1/27L 58	DNP	DND
10/31 @ FLA	DND	MIN	MIN	0-1 1/1 18:58	3/42W 64	DNP	DND
11/3 @ NYI	DND	0-0 1/1 19:05	MIN	0-1 3/3 13:41	0-34W 60	DNP	INJ
11/5 @ NJ	0-0 0/1 3:45	0-0 0/2 15:37	MIN	INJ	2/20 61	DNP	INJ
11/6 @ NYR	0-0 0/0 2:21	0-0 1/0 7:45	MIN	INJ	2/26L 59	DNP	INJ
11/8 @ BUF	DND	0-0 0/1 10:27	MIN	0-0 0/1 18:42	6/45D 65	DNP	INJ
11/10 vs. FLA	DND	0-0 0/1 12:41	MIN	0-1 1/1 18:41	4/15L 40	0/4 20	INJ
11/12 @ CBJ	DND	INJ	MIN	0-0 3/0 20:16	2/27L 58	MIN	DNP
11/14 vs. TB	DND	INJ	MIN	0-0 3/1 16:47	2/32W 60	MIN	DNP
11/17 vs. WSH	DND	INJ	MIN	0-0 1/1 18:27	1/32W 60	MIN	DNP
11/19 vs. PHI	DND	INJ	MIN	1-0 3/1 20:58	4/31W 60	MIN	DNP
11/23 @ WSH	MIN	INJ	MIN	0-1 1/2 20:16	4/37D 62	MIN	DNP
11/25 @ CAR	MIN	INJ	MIN	0-1 0/1 19:04	DNP	MIN	1/21W 60
11/26 @ BOS	MIN	INJ	MIN	0-0 2/1 20:22	3/35L 59	MIN	DNP
11/29 vs. OTT	MIN	INJ	MIN	0-0 2/2 13:11	5/33L 60	MIN	DNP
12/1 vs. PHX	MIN	INJ	MIN	INJ	0/33W 60	MIN	DNP
12/3 vs. NJ	MIN	INJ	MIN	INJ	2/25W 60	MIN	DNP
12/6 vs. BOS	MIN	INJ	MIN	INJ	1/40W 60	MIN	DNP
12/9 vs. CAR	MIN	MIN	MIN	INJ	DNP	MIN	2/25W 60
12/10 @ DET	MIN	MIN	MIN	0-0 5/1 15:18	7/26L 41	MIN	0/3 19
12/13 vs. MIN	MIN	MIN	MIN	INJ	1/35W 60	MIN	DNP
12/15 vs. WSH	MIN	MIN	MIN	INJ	1/28L 59	MIN	DNP
12/17 vs. ANA	MIN	MIN	MIN	0-1 1/2 18:36	DNP	MIN	3/36W 60
12/20 vs. NYI	MIN	MIN	MIN	1-1 2/1 18:56	2/33D 65	MIN	DNP
12/22 vs. MTL	MIN	MIN	MIN	0-1 0/1 17:35	0/27W 60	MIN	DNP
12/23 vs. PIT	MIN	MIN	MIN	0-0 1/0 18:41	4/39L 60	MIN	DNP
12/27 @ COL	MIN	MIN	MIN	0-0 1/0 16:49	1/33W 60	MIN	DNP
12/29 vs. LA	MIN	MIN	MIN	0-0 1/0 22:16	DNP	MIN	0/31W 61
12/31 vs. TOR	MIN	MIN	MIN	0-0 2/1 19:06	2/24W 60	MIN	DNP
1/4 @ MTL	MIN	MIN	MIN	0-1 0/2 16:31	6/24L 47	MIN	1/7 13
1/5 @ TOR	MIN	MIN	MIN	0-0 1/0 14:04	DNP	MIN	4/25L 60
1/7 @ BUF	MIN	MIN	MIN	0-0 1/0 15:34	1/32W 61	MIN	DNP
1/10 @ BOS	MIN	MIN	MIN	0-0 0/1 11:02	5/42L 60	MIN	DNP
1/12 vs. SJ	MIN	MIN	MIN	0-0 1/0 19:08	2/37L 59	MIN	DNP
1/14 vs. NJ	MIN	MIN	MIN	0-0 0/1 19:45	2/25L 59	MIN	DNP
1/16 @ OTT	MIN	MIN	MIN	0-0 2/1 18:34	DNP	MIN	0-25W 60
1/17 @ NJ	MIN	MIN	MIN	0-1 3/1 16:05	1/5 31	MIN	4/45L 29
1/19 vs. BUF	MIN	MIN	MIN	1-1 1/2 14:05	1/26W 60	MIN	DNP
1/21 vs. FLA	MIN	MIN	MIN	2-0 3/0 21:06	3/23D 65	MIN	DNP
1/23 @ CAR	MIN	MIN	MIN	0-1 1/0 19:32	DNP	MIN	2/16L 59
1/24 @ NYR	MIN	MIN	MIN	0-0 1/1 15:59	3/31L 58	MIN	DNP
1/31 @ PHI	MIN	MIN	MIN	0-1 0/1 18:15	1/28W 65	MIN	DNP
2/2 @ TB	MIN	MIN	MIN	0-0 0/0 14:34	1/31W 63	MIN	DNP
2/3 @ FLA	MIN	MIN	MIN	0-0 0/0 16:07	DNP	MIN	2/30L 59
2/5 @ MTL	MIN	MIN	MIN	0-0 0/1 17:14	3/23L 59	MIN	DNP
2/7 vs. TOR	MIN	MIN	MIN	0-0 1/0 13:54	1/18W 60	MIN	DNP
2/9 @ WSH	MIN	MIN	MIN	0-0 0/0 14:24	2/34W 64	MIN	DNP
2/11 @ PIT	MIN	MIN	MIN	0-0 0/1 17:58	6/39L 60	MIN	DNP
2/14 vs. NYI	MIN	MIN	MIN	0-0 1/1 11:36	2/24L 59	MIN	DNP
2/16 @ MIN	MIN	MIN	MIN	0-0 3/0 10:57	DNP	MIN	3/25W 65
2/17 vs. BOS	MIN	MIN	MIN	0-0 0/1 11:35	2/33W 60	MIN	DNP
2/19 vs. COL	MIN	MIN	MIN	0-0 2/0 14:51	1/32W 60	MIN	DNP
2/21 vs. PHI	MIN	MIN	MIN	0-0 1/0 13:30	5/55D 64	MIN	DNP
2/23 vs. TB	MIN	MIN	MIN	0-0 1/0 11:41	3/25W 60	MIN	DNP
2/25 vs. STL	MIN	MIN	MIN	0-0 1/1 11:08	DNP	MIN	2/16D 65
2/27 vs. EDM	MIN	MIN	MIN	1-1 1/2 13:01	5/25L 58	MIN	DNP
3/1 vs. FLA	MIN	MIN	MIN	1-0 3/0 13:33	0/33W 60	MIN	DNP
3/5 vs. BUF	MIN	MIN	MIN	0-0 1/0 14:16	1/24W 60	MIN	DNP
3/8 @ VAN	MIN	MIN	MIN	0-0 0/0 13:28	3/45L 59	MIN	DNP
3/9 @ CGY	MIN	MIN	MIN	0-0 3/1 14:29	5/276 58	MIN	DNP
3/14 vs. DAL	MIN	MIN	MIN	1-0 4/1 13:16	2/30W 60	MIN	DNP
3/16 vs. WSH	MIN	MIN	MIN	1-0 1/1 15:07	2/22W 60	MIN	DNP
3/18 vs. CAR	MIN	MIN	MIN	1-0 1/1 6:17	4/35L 59	MIN	DNP
3/20 @ PIT	0-1 0/1 6:51	MIN	MIN	INJ	5/24L 33	MIN	3/11 27
3/23 @ WSH	1-1 2/2 5:19	MIN	MIN	INJ	3/23W 63	MIN	DNP
3/24 @ WSH	0-1 0/1 9:41	MIN	MIN	INJ	2/27L 60	MIN	DNP
3/26 vs. OTT	0-0 0/0 4:53	MIN	MIN	INJ	5/34L 59	MIN	DNP
3/28 vs. NYR	0-1 1/1 4:09	MIN	MIN	INJ	4/28L 58	MIN	DNP
3/30 @ CAR	MIN	MIN	MIN	1-0 1/0 17:35	DNP	MIN	3/33W 60
3/31 @ TB	MIN	MIN	MIN	0-0 1/1 18:38	3/39D 61	MIN	DNP
4/3 @ FLA	MIN	MIN	MIN	0-0 0/0 14:47	4/38W 63	MIN	DNP
4/5 @ NYI	MIN	MIN	MIN	0-0 1/1 16:35	DNP	MIN	5/28L 60
4/7 vs. TB	MIN	MIN	MIN	1-0 4/0 17:50	4/25D 60	MIN	DNP

Goals-Assists Shots/Plus/Minus Time-On-Ice, DND=Did Not Dress, INJ=Injured, SUS=Suspended, MIN=Minor Leagues; Goalies: Goals Allowed-Shots Decision Minutes

### GAME-BY-GAME ATTENDANCE

NO.	DAY	DATE	OPPONENT	ATTENDANCE	TOTAL	SELLOUT
1	Sun.	Oct. 9	Montreal	15,004	15,004	*
2	Mon.	Oct. 17	Pittsburgh	15,004	30,008	*
3	Sat.	Oct. 22	Carolina	15,004	45,012	*
4	Mon.	Oct. 24	NY Rangers	15,004	60,016	*
5	Thurs.	Nov. 10	Florida	15,004	75,020	*
6	Mon.	Nov. 14	Tampa Bay	15,004	90,024	*
7	Thurs.	Nov. 17	Washington	15,004	105,028	*
8	Sun.	Nov. 19	Philadelphia	15,004	120,032	*
9	Tues.	Nov. 29	Ottawa	15,004	135,036	*
10	Thurs.	Dec. 1	Phoenix	15,004	150,040	*
11	Sat.	Dec. 3	New Jersey	15,004	165,044	*
12	Tues.	Dec. 6	Boston	15,004	180,048	*
13	Fri.	Dec. 9	Carolina	15,004	195,052	*
14	Tues.	Dec. 13	Minnesota	15,004	210,056	*
15	Thurs.	Dec. 15	Washington	15,004	225,060	*
16	Sat.	Dec. 17	Anaheim	15,004	240,064	*
17	Tues.	Dec. 20	NY Islanders	15,004	255,068	*
18	Thurs.	Dec. 22	Montreal	15,004	270,072	*
19	Fri.	Dec. 23	Pittsburgh	15,004	285,076	*
20	Thurs.	Dec. 29	Los Angeles	15,004	300,080	*
21	Sat.	Dec. 31	Toronto	15,004	315,084	*
22	Thurs.	Jan. 12	San Jose	15,004	330,088	*
23	Sat.	Jan. 14	New Jersey	15,004	345,092	*
24	Thurs.	Jan. 19	Buffalo	15,004	360,096	*
25	Sat.	Jan. 21	Florida	15,004	375,100	*
26	Tues.	Feb. 7	Toronto	15,004	390,104	*
27	Tues.	Feb. 14	NY Islanders	15,004	405,108	*
28	Fri.	Feb. 17	Boston	15,004	420,112	*
29	Sun.	Feb. 19	Colorado	15,004	435,116	*
30	Tues.	Feb. 21	Philadelphia	15,004	450,120	*
31	Thurs.	Feb. 23	Tampa Bay	15,004	465,124	*
32	Sat.	Feb. 25	St. Louis	15,004	480,128	*
33	Mon.	Feb. 27	Edmonton	15,004	495,132	*
34	Thurs.	Mar. 1	Florida	15,004	510,136	*
35	Mon.	Mar. 5	Buffalo	15,004	525,140	*
36	Wed.	Mar. 14	Dallas	15,004	540,144	*
37	Fri.	Mar. 16	Washington	15,004	555,148	*
38	Sun.	Mar. 18	Carolina	15,004	570,152	*
39	Mon.	Mar. 26	Ottawa	15,004	585,156	*
40	Wed.	Mar. 28	NY Rangers	15,004	600,160	*
41	Sat.	Apr. 7	Tampa Bay	15,004	615,164	*

Avg. 15,004

2011-12 SEASON-IN-REVIEW  
GOALS & SHOTS BY PERIOD

Game/Date/Opp.	JETS GOALS					OPPONENTS GOALS					JETS SHOTS					OPPONENTS SHOTS				
	1	2	3	OT	T	1	2	3	OT	T	1	2	3	OT	T	1	2	3	OT	T
1 10/9 @ MTL	0	0	1	-	1	1	1	3	-	5	8	9	14	-	31	7	9	6	-	22
2 10/13 @ CHI	2	1	0	-	3	2	2	0	-	4	9	10	11	-	30	11	13	8	-	32
3 10/15 @ PHX	0	1	0	-	1	2	1	1	-	4	5	9	5	-	19	11	10	13	-	34
4 10/17 PIT	2	0	0	-	2	0	1	0	-	1	11	11	12	-	34	7	14	8	-	29
5 10/19 @ TOR	1	2	0	0	3	1	0	2	0	3	9	6	11	3	29	6	6	10	1	23
6 10/20 @ OTT	1	0	0	-	1	0	2	2	-	4	13	9	14	-	36	12	12	6	-	30
7 10/22 CAR	2	3	0	-	5	2	0	1	-	3	13	6	5	-	24	6	6	12	-	24
8 10/24 NVR	0	1	0	-	1	0	1	1	-	2	8	7	13	-	28	3	7	7	-	17
9 10/27 @ PHI	3	3	3	-	9	1	3	4	-	8	11	8	6	-	25	13	19	16	-	48
10 10/29 @ TB	0	0	0	-	0	0	1	0	-	1	10	7	11	-	28	11	13	3	-	27
11 10/31 @ FLA	2	0	1	0	3	1	0	2	0	3	7	9	12	3	31	20	9	11	2	42
12 11/3 @ NYI	1	0	2	-	3	0	0	0	-	0	8	6	12	-	26	9	19	6	-	34
13 11/5 @ NJ	0	0	2	0	2	0	2	0	1	3	8	7	8	0	23	9	6	8	5	28
14 11/6 @ NVR	0	0	0	-	0	0	1	2	-	3	9	7	7	-	23	5	8	14	-	27
15 11/8 @ BUF	3	1	1	0	5	3	1	1	1	6	12	12	6	1	31	19	9	14	3	45
16 11/10 FLA	0	0	2	-	0	2	2	1	-	5	4	6	17	-	27	5	10	5	-	20
17 11/12 @ CBJ	0	0	1	-	1	1	0	1	-	2	12	10	14	-	36	10	13	4	-	27
18 11/14 TB	2	2	1	-	5	0	1	1	-	2	16	9	14	-	39	11	16	5	-	32
19 11/17 WSH	1	3	0	-	4	1	0	0	-	1	11	13	7	-	31	10	15	7	-	32
20 11/19 PHI	3	2	1	-	6	1	1	2	-	4	18	15	7	-	40	8	10	13	-	31
21 11/23 @ WSH	2	0	1	0	3	2	1	0	1	4	10	9	6	0	25	9	14	13	1	37
22 11/25 @ CAR	1	1	1	-	3	0	1	0	-	1	14	13	3	-	30	7	4	10	-	21
23 11/26 @ BOS	2	0	0	-	2	1	2	1	-	4	12	14	16	-	42	15	11	10	-	36
24 11/29 OTT	0	2	2	-	4	1	2	3	-	6	14	13	16	-	43	12	8	14	-	34
25 12/1 PHX	1	0	0	-	1	0	0	0	-	0	10	9	12	-	31	11	16	6	-	33
26 12/3 NJ	1	1	2	-	4	1	1	0	-	2	6	7	7	-	20	6	12	7	-	25
27 12/6 BOS	1	0	1	-	2	0	0	1	-	1	11	10	14	-	35	10	17	13	-	40
28 12/9 CAR	2	2	0	-	4	0	0	2	-	2	19	12	6	-	37	7	8	10	-	25
29 12/10 @ DET	1	0	0	-	1	2	4	1	-	7	9	9	12	-	30	12	13	4	-	29
30 12/13 MIN	0	1	1	-	2	0	1	0	-	1	10	9	8	-	27	7	15	13	-	35
31 12/15 WSH	0	0	0	-	0	0	0	1	-	1	14	8	4	-	26	7	12	9	-	28
32 12/17 ANA	2	2	1	-	5	2	0	1	-	3	10	13	8	-	31	10	11	15	-	36
33 12/20 NYI	1	1	0	0	2	1	1	0	0	2	8	11	14	5	38	13	9	9	2	33
34 12/22 MTL	2	1	1	-	4	0	0	0	-	0	13	8	13	-	34	6	16	5	-	27
35 12/23 PIT	0	1	0	-	1	1	0	3	-	4	5	7	7	-	19	14	12	13	-	39
36 12/27 @ COL	1	2	1	-	4	0	0	1	-	1	6	12	8	-	26	11	14	8	-	33
37 12/29 LA	0	0	0	1	1	0	0	0	0	0	9	8	8	2	27	13	12	6	0	31
38 12/31 TOR	0	3	0	-	3	1	1	0	-	2	15	13	7	-	35	8	4	12	-	24
39 1/4 @ MTL	1	1	1	-	3	2	1	4	-	7	7	9	11	-	27	12	5	14	-	31
40 1/5 @ TOR	0	0	0	-	0	1	1	2	-	4	6	9	9	-	24	8	8	9	-	25
41 1/7 @ BUF	0	1	0	1	2	0	1	0	0	1	11	18	11	1	41	10	14	8	0	32
42 1/10 @ BOS	1	2	0	-	3	1	1	3	-	5	14	10	8	-	32	13	7	22	-	42
43 1/12 SJS	0	0	0	-	0	0	1	1	-	2	10	8	6	-	24	14	9	14	-	37
44 1/14 NJ	1	0	0	-	1	0	0	2	-	2	6	6	11	-	23	7	9	9	-	25
45 1/16 @ OTT	1	1	0	-	2	0	0	0	-	0	13	12	10	-	35	3	8	14	-	25
46 1/17 @ NJ	0	0	1	-	1	1	3	1	-	5	6	7	8	-	21	9	7	4	-	20
47 1/19 BUF	1	1	2	-	4	0	1	0	-	1	19	11	3	-	33	10	7	9	-	26
48 1/21 FLA	0	1	2	0	3	2	0	1	0	3	15	15	10	4	44	10	7	3	3	23
49 1/23 @ CAR	0	1	0	-	1	2	0	0	-	2	6	10	14	-	30	7	7	2	-	16
50 1/24 @ NYR	0	0	0	-	0	1	1	1	-	3	6	6	10	-	22	11	8	12	-	31
51 1/31 @ PHI	0	1	0	0	1	1	0	0	0	1	7	9	4	4	24	6	7	13	2	28
52 2/2 @ TB	0	1	0	1	2	0	0	1	0	1	7	7	8	2	24	6	15	10	0	31
53 2/3 @ FLA	0	1	0	-	1	1	1	0	-	2	6	8	7	-	21	10	12	8	-	30
54 2/5 @ MTL	0	0	0	-	0	1	2	0	-	3	7	8	8	-	23	11	11	1	-	23
55 2/7 TOR	1	1	0	-	2	1	0	0	-	1	9	8	12	-	29	6	7	5	-	18
56 2/9 @ WSH	0	0	2	0	2	0	0	2	0	2	4	11	11	4	27	12	12	8	2	34
57 2/11 @ PIT	2	1	2	-	5	2	3	3	-	8	10	4	11	-	25	14	15	10	-	39
58 2/14 NYI	1	0	0	-	1	0	1	2	-	3	16	10	12	-	38	10	7	8	-	25
59 2/16 @ MIN	1	1	1	0	3	1	1	1	0	3	8	11	6	2	27	6	3	14	2	25
60 2/17 BOS	0	2	2	-	4	0	1	1	-	2	4	9	12	-	25	13	8	12	-	33
61 2/19 COL	0	3	2	-	5	0	1	0	-	1	6	8	11	-	26	6	20	6	-	32
62 2/21 PHI	1	2	1	0	4	1	2	1	1	5	10	10	5	1	26	15	16	18	6	55
63 2/23 TB	2	2	0	-	4	0	0	3	-	3	16	10	8	-	34	9	6	10	-	25
64 2/25 STL	0	2	0	0	2	2	0	0	0	2	16	17	8	0	41	6	4	6	0	16
65 2/27 EDM	0	2	1	-	3	0	1	4	-	5	7	10	15	-	32	12	4	9	-	25
66 3/1 FLA	2	0	5	-	7	0	0	0	-	0	13	8	11	-	32	7	17	9	-	33
67 3/5 BUF	1	0	2	-	3	0	1	0	-	1	10	8	13	-	31	7	9	8	-	24
68 3/8 @ VAN	0	1	1	-	2	0	1	2	-	3	11	9	12	-	32	20	12	16	-	45
69 3/9 @ CAL	2	0	1	-	3	3	1	1	-	5	16	12	17	-	45	14	9	4	-	27
70 3/14 DAL	1	4	0	-	5	0	1	1	-	2	11	12	5	-	28	9	13	8	-	30
71 3/16 WSH	1	1	1	-	3	1	0	1	-	2	7	14	7	-	28	5	6	11	-	22
72 3/18 CAR	1	2	0	-	3	1	1	2	-	4	12	7	14	-	33	7	9	19	-	35
73 3/20 @ PIT	2	2	0	-	4	2	4	2	-	8	12	10	8	-	30	13	15	7	-	35
74 3/23 @ WSH	0	2	1	1	4	1	2	0	0	3	8	15	17	2	42	7	14	2	0	23
75 3/24 @ NSH	0	0	1	-	1	0	2	1	-	3	7	9	9	-	25	10	5	13	-	28
76 3/26 OTT	0	3	1	-	4	1	2	3	-	6	13	17	18	-	48	10	11	14	-	35
77 3/28 NVR	0	2	0	-	2	0	2	2	-	4	11	8	5	-	24	4	15	9	-	28
78 3/30 @ CAR	1	1	1	1	4	2	1	0	0	3	7	9	18	1	35	12	12	9	0	33
79 3/31 @ TB	0	2	0	0	2	1	0	1	1	3	12	9	7	0	28	7	10	31	1	39
80 4/3 @ FLA	0	2	2	-	5	2	1	1	0	4	5	13	10	2	30	12	10	12	4	38
81 4/5 @ NYI	2	0	2	-	4	2	1	2	-	5	13	5	7	-	25	10	11	7	-	28
82 4/7 TB	0	2	3	0	3	1	1	1	1	4	3	15	12	1	31	8	6	10	1	25

# 2011-12 SEASON-IN-REVIEW

## GAME-BY-GAME SPECIAL TEAMS

			POWER PLAY		PENALTY KILLING	
Game	Date/Opp.		GF	ATT	GA	ATT
1	10/9	vs. MTL	0	7	1	4
2	10/13	@ CHI	0	2	1	3
3	10/15	@ PHX	0	4	1	5
4	10/17	vs. PIT	0	4	0	3
5	10/19	@ TOR	2	4	2	4
6	10/20	@ OTT	0	4	1	4
7	10/22	vs. CAR	2	6	0	7
8	10/24	vs. NVR	0	1	2	5
9	10/27	@ PHI	2	5	1	5
10	10/29	@ TB	0	2	1	4
11	10/31	@ FLA	1	2	1	5
12	11/3	@ NYI	0	0	0	3
13	11/5	@ NJ	0	3	0	2
14	11/6	@ NYR	0	4	1	6
15	11/8	@ BUF	1	5	4	12
16	11/10	vs. FLA	1	3	2	5
17	11/12	@ CBJ	0	5	0	4
18	11/14	vs. TB	1	2	0	6
19	11/17	vs. WSH	2	5	0	5
20	11/19	vs. PHI	3	8	2	8
21	11/23	@ WSH	0	2	0	3
22	11/25	@ CAR	0	1	0	4
23	11/26	@ BOS	0	4	1	6
24	11/29	vs. OTT	1	5	1	4
25	12/1	vs. PHX	0	3	0	2
26	12/3	vs. NJ	0	2	1	4
27	12/6	vs. BOS	0	3	0	3
28	12/9	vs. CAR	2	4	1	3
29	12/10	@ DET	0	2	0	3
30	12/13	vs. MIN	0	4	1	4
31	12/15	vs. WSH	0	4	0	2
32	12/17	vs. ANA	1	2	1	4
33	12/20	vs. NYI	0	0	0	2
34	12/22	vs. MTL	1	2	0	5
35	12/23	vs. PIT	0	3	1	4
36	12/27	@ COL	1	1	0	1
37	12/29	vs. LA	0	2	0	5
38	12/31	vs. TOR	2	6	1	3
39	1/4	@ MTL	1	2	0	3
40	1/5	@ TOR	0	1	1	3
41	1/7	@ BUF	1	4	1	4
42	1/10	@ BOS	0	4	1	3
43	1/12	vs. SJ	0	2	0	2
44	1/14	vs. NJ	0	2	0	2
45	1/16	@ OTT	0	3	0	2
46	1/17	@ NJ	0	1	1	4
47	1/19	vs. BUF	2	4	0	2
48	1/21	vs. FLA	1	5	0	3
49	1/23	@ CAR	0	2	0	2
50	1/24	@ NYR	0	2	0	4
51	1/31	@ PHI	0	3	1	1
52	2/2	@ TB	0	2	0	2
53	2/3	@ FLA	0	1	1	3
54	2/5	@ MTL	0	5	1	4
55	2/7	vs. TOR	0	2	0	2
56	2/9	@ WSH	2	3	2	5
57	2/11	@ PIT	0	1	2	3
58	2/14	vs. NYI	0	3	1	1
59	2/16	@ MIN	0	3	1	3
60	2/17	vs. BOS	0	2	0	2
61	2/19	vs. COL	2	5	1	5
62	2/21	vs. PHI	3	3	1	3
63	2/23	vs. TB	2	3	2	5
64	2/25	vs. STL	0	2	0	1
65	2/27	vs. EDM	2	3	2	3
66	3/1	vs. FLA	1	3	0	3
67	3/5	vs. BUF	0	2	0	2
68	3/8	@ VAN	0	3	0	1
69	3/9	@ CGY	0	2	3	3
70	3/14	vs. DAL	1	3	0	0
71	3/16	vs. WSH	0	5	1	3
72	3/18	vs. CAR	0	5	1	5
73	3/20	@ PIT	1	2	1	3
74	3/23	@ WSH	0	2	0	2
75	3/24	@ NSH	0	1	1	4
76	3/26	vs. OTT	1	4	0	2
77	3/28	vs. NVR	0	5	2	5
78	3/30	@ CAR	1	5	0	4
79	3/31	@ TB	0	3	1	8
80	4/3	@ FLA	1	2	1	2
81	4/5	@ NYI	0	3	0	3
82	4/7	vs. TB	0	3	0	2







FUELLED  
PASSION

TEAM  
OPPONENTS

# 2011-12 JETS OPPONENTS

## ANAHEIM DUCKS



# ANAHEIM DUCKS

2011-12 RECORD: 1-0-0



## 2011-12 RESULTS

### AT WINNIPEG (1-0-0)

DATE/OPP.

Dec. 17 vs. ANA

RESULT

W 5-3

GWG

Andrew Ladd

### AT ANAHEIM (0-0-0)

DATE/OPP.

No Games

RESULT

GWG

## INDIVIDUAL STATISTICS

### JETS

PLAYER	GP	G	A	PTS	+/-	PIM	PP	SH
Zach Bogosian	1	1	2	3	2	0	0	0
Kyle Wellwood	1	1	1	2	2	0	0	0
Dustin Byfuglien	1	0	2	2	1	0	0	0
Alexander Burmistrov	1	1	0	1	1	0	0	0
Blake Wheeler	1	1	0	1	1	0	1	0
Andrew Ladd	1	1	0	1	1	0	0	0
Chris Thorburn	1	0	1	1	-1	4	0	0
Nik Antropov	1	0	1	1	2	2	0	0
Evander Kane	1	0	1	1	1	0	0	0
Tobias Enstrom	1	0	1	1	0	0	0	0
Jim Slater	1	0	0	0	-1	0	0	0
Johnny Oduya	1	0	0	0	-1	0	0	0
Ron Hainsey	1	0	0	0	-1	0	0	0
Bryan Little	1	0	0	0	0	0	0	0
Tim Stapleton	1	0	0	0	0	0	0	0
Tanner Glass	1	0	0	0	0	0	0	0
Mark Stuart	1	0	0	0	3	9	0	0
Eric Fehr	1	0	0	0	0	0	0	0
GOALIE	GP	MINS	W-L-T	GA	SA	SV	GAA	SV%
Chris Mason	1	60	1-0-0	3	36	33	3.00	.917

### DUCKS

PLAYER	GP	G	A	PTS	+/-	PIM	PP	SH
Corey Perry	1	2	0	2	0	2	1	0
Ryan Getzlaf	1	0	2	2	0	0	0	0
Teemu Selanne	1	0	2	2	1	0	0	0
Niklas Hagman	1	1	0	1	-1	0	0	0
Sheldon Brookbank	1	0	1	1	0	0	0	0
Matt Beleskey	1	0	0	0	-1	0	0	0
Rod Pelley	1	0	0	0	-1	0	0	0
Andrew Coglian	1	0	0	0	-1	0	0	0
Bobby Ryan	1	0	0	0	-2	0	0	0
Andrew Gordon	1	0	0	0	0	0	0	0
Lubomir Visnovsky	1	0	0	0	0	2	0	0
George Parros	1	0	0	0	-1	7	0	0
Francois Beauchemin	1	0	0	0	-2	0	0	0
Toni Lydman	1	0	0	0	0	0	0	0
Cam Fowler	1	0	0	0	0	0	0	0
Kyle Palmieri	1	0	0	0	0	0	0	0
Luca Sbisa	1	0	0	0	-2	0	0	0
Nick Bonino	1	0	0	0	0	0	0	0
GOALIE	GP	MINS	W-L-T	GA	SA	SV	GAA	SV%
Dan Ellis	1	58	0-1-0	5	31	26	5.13	.839

## TEAM STATISTICS

### JETS

POWER PLAY: 1-2 (50.0%)

PENALTY KILLING: 3-4 (75.0%)

### GOALS BY PERIOD

1st	2nd	3rd	OT	TOTAL
2	2	1	0	5

### SHOTS BY PERIOD

1st	2nd	3rd	OT	TOTAL
10	13	8	0	31

### DUCKS

POWER PLAY: 1-4 (25.0%)

PENALTY KILLING: 1-2 (50.0%)

### GOALS BY PERIOD

1st	2nd	3rd	OT	TOTAL
2	0	1	0	3

### SHOTS BY PERIOD

1st	2nd	3rd	OT	TOTAL
10	11	15	0	36



# BOSTON BRUINS

## 2011-12 RECORD: 2-2-0



### 2011-12 RESULTS

#### AT WINNIPEG (2-0-0)

DATE/OPP.	RESULT	GWG
Dec. 6 vs. BOS	W 2-1	Bryan Little
Feb. 17 vs. BOS	W 4-2	Bryan Little

#### AT BOSTON (0-2-0)

DATE/OPP.	RESULT	GWG
Nov. 26 at BOS	L 2-4	Chris Kelly
Jan. 10 at BOS	L 3-5	Tyler Seguin

### INDIVIDUAL STATISTICS

#### JETS

PLAYER	GP	G	A	PTS	+/-	PIM	PP	SH
Blake Wheeler	4	2	3	5	2	0	0	0
Bryan Little	4	3	0	3	3	2	0	0
Andrew Ladd	4	2	1	3	4	4	0	0
Dustin Byfuglien	3	1	2	3	2	2	0	0
Tobias Enstrom	2	0	3	3	2	0	0	0
Evander Kane	4	1	1	2	-2	2	0	0
Zach Bogosian	3	0	2	2	-1	6	0	0
Eric Fehr	2	1	0	1	0	4	0	0
Alexander Burmistrov	3	1	0	1	2	2	0	0
Mark Stuart	4	0	1	1	0	7	0	0
Jim Slater	4	0	1	1	2	2	0	0
Johnny Oduya	4	0	1	1	0	0	0	0
Kyle Wellwood	4	0	1	1	0	0	0	0
Jason Jaffray	2	0	1	1	0	0	0	0
Tim Stapleton	3	0	1	1	-1	2	0	0
Mark Flood	2	0	0	0	0	0	0	0
Carl Klingberg	1	0	0	0	-1	2	0	0
Chris Thorburn	4	0	0	0	1	0	0	0
Arturs Kulda	2	0	0	0	1	0	0	0
Antti Miettinen	2	0	0	0	-2	0	0	0
Ron Hainsey	2	0	0	0	0	0	0	0
Nik Antropov	3	0	0	0	-3	0	0	0
Randy Jones	2	0	0	0	0	2	0	0
Tanner Glass	4	0	0	0	-1	0	0	0
GOALIE	GP	MINS	W-L-T	GA	SA	SV	GAA	SV%
Ondrej Pavelec	4	239	2-2-0	11	150	139	2.76	.927

#### BRUINS

PLAYER	GP	G	A	PTS	+/-	PIM	PP	SH
David Krejci	4	1	3	4	-3	6	0	0
Chris Kelly	4	2	1	3	0	2	0	1
Rich Peverley	3	0	3	3	1	0	0	0
Milan Lucic	4	0	3	3	-3	0	0	0
Nathan Horton	3	2	0	2	-2	2	0	0
Shawn Thornton	4	2	0	2	0	7	0	1
Tyler Seguin	3	1	1	2	3	0	0	0
Benoit Pouliot	4	1	1	2	0	2	1	0
Patrice Bergeron	4	0	2	2	1	2	0	0
Jordan Caron	2	1	0	1	-1	0	0	0
Zdeno Chara	4	1	0	1	1	0	1	0
Brad Marchand	3	1	0	1	1	2	0	0
Daniel Paille	4	0	1	1	-2	0	0	0
Gregory Campbell	4	0	1	1	0	0	0	0
Dennis Seidenberg	4	0	1	1	-2	0	0	0
Johnny Boychuk	4	0	0	0	-1	0	0	0
Joshua Hennessey	1	0	0	0	0	2	0	0
Andrew Ference	4	0	0	0	-1	4	0	0
Zach Hamill	1	0	0	0	0	0	0	0
Joe Corvo	4	0	0	0	-4	2	0	0
Adam McQuaid	4	0	0	0	3	2	0	0
GOALIE	GP	MINS	W-L-T	GA	SA	SV	GAA	SV%
Tim Thomas	1	60	1-0-0	2	42	40	2.00	.952
Tuukka Rask	3	177	1-2-0	9	92	83	3.05	.902

### TEAM STATISTICS

#### JETS

POWER PLAY: 0-13	(0.0%)
PENALTY KILLING: 12-14	(85.7%)

#### GOALS BY PERIOD

1st	2nd	3rd	OT	TOTAL
4	4	3	0	11

#### SHOTS BY PERIOD

1st	2nd	3rd	OT	TOTAL
41	43	50	0	134

#### BRUINS

POWER PLAY: 2-14	(14.3%)
PENALTY KILLING: 13-13	(100.0%)

#### GOALS BY PERIOD

1st	2nd	3rd	OT	TOTAL
2	4	6	0	12

#### SHOTS BY PERIOD

1st	2nd	3rd	OT	TOTAL
51	43	57	0	151

# 2011-12 JETS OPPONENTS

## BUFFALO SABRES



# BUFFALO SABRES

## 2011-12 RECORD: 3-0-1



### 2011-12 RESULTS

#### AT WINNIPEG (2-0-0)

DATE/OPP.	RESULT	GWG
Jan. 19 vs. BUF	W 4-1	Enstrom
Mar. 5 vs. BUF	W 3-1	Wheeler

#### AT BUFFALO (1-0-1)

DATE/OPP.	RESULT	GWG
Nov. 8 at BUF	OTL 5-6	Vanek
Jan. 7 at BUF	OTW 2-1	Oduya

### INDIVIDUAL STATISTICS

#### JETS

PLAYER	GP	G	A	PTS	+/-	PIM	PP	SH
Bryan Little	4	2	5	7	3	0	1	0
Blake Wheeler	4	2	3	5	3	6	1	0
Andrew Ladd	4	2	2	4	4	6	0	0
Tobias Enstrom	3	1	3	4	4	2	1	0
Johnny Oduya	3	1	2	3	2	2	0	0
Kyle Wellwood	4	0	3	3	3	0	0	0
Tim Stapleton	3	1	1	2	0	2	1	0
Nik Antropov	4	1	1	2	1	6	0	0
Tanner Glass	4	1	1	2	2	5	0	0
Dustin Byfuglien	2	1	1	2	3	14	0	0
Chris Thorburn	4	1	0	1	1	0	0	0
Mark Flood	2	1	0	1	1	0	0	0
Evander Kane	4	0	1	1	-1	4	0	0
Jim Slater	4	0	1	1	1	2	0	0
Ron Hainsey	3	0	1	1	0	0	0	0
Eric Fehr	2	0	0	0	0	0	0	0
Patrice Cormier	1	0	0	0	0	0	0	0
Zach Bogosian	2	0	0	0	1	4	0	0
Antti Miettinen	2	0	0	0	0	0	0	0
Brett Festerling	1	0	0	0	1	0	0	0
Kenndal McArdle	1	0	0	0	0	0	0	0
Grant Clitsome	1	0	0	0	-1	0	0	0
Randy Jones	3	0	0	0	0	0	0	0
Mark Stuart	4	0	0	0	2	9	0	0
Alexander Burmistrov	3	0	0	0	-2	2	0	0

GOALIE	GP	MINS	W-L-T	GA	SA	SV	GAA	SV%
Ondrej Pavelec	4	245	3-0-1	9	127	118	2.20	.929

#### SABRES

PLAYER	GP	G	A	PTS	+/-	PIM	PP	SH
Jason Pominville	4	1	3	4	-4	0	0	1
Derek Roy	3	2	1	3	-3	4	2	0
Corey Tropp	2	2	0	2	1	0	0	0
Thomas Vanek	4	2	0	2	-5	2	2	0
Tyler Myers	4	1	1	2	-3	4	1	0
Paul Gaustad	2	0	2	2	2	0	0	0
Brad Boyes	4	0	2	2	1	0	0	0
Nathan Gerbe	4	0	2	2	1	6	0	0
Marc-Andre Gragnani	3	0	2	2	-1	0	0	0
Drew Stafford	4	1	0	1	-1	0	0	0
Christian Ehrhoff	2	0	1	1	1	0	0	0
Matt Ellis	4	0	1	1	-1	0	0	0
Cody McCormick	3	0	0	0	-1	12	0	0
Cody Hodgson	1	0	0	0	-1	0	0	0
T.J. Brennan	1	0	0	0	0	0	0	0
Brayden McNabb	1	0	0	0	-1	0	0	0
Mike Weber	3	0	0	0	-1	0	0	0
Patrick Kaleta	3	0	0	0	-1	4	0	0
Jochen Hecht	2	0	0	0	-1	2	0	0
Jordan Leopold	4	0	0	0	0	4	0	0
Luke Adam	3	0	0	0	-1	2	0	0
Robyn Regehr	3	0	0	0	-1	0	0	0
Ville Leino	4	0	0	0	-2	0	0	0
Andrej Sekera	3	0	0	0	-6	0	0	0
Tyler Ennis	1	0	0	0	-1	0	0	0

GOALIE	GP	MINS	W-L-T	GA	SA	SV	GAA	SV%
Ryan Miller	3	182	1-2-0	12	95	83	3.94	.874
Jonas Enroth	1	60	0-0-1	2	41	39	1.98	.951

### TEAM STATISTICS

#### JETS

POWER PLAY:	4-15	(26.7%)
PENALTY KILLING:	15-20	(75.0%)

#### GOALS BY PERIOD

1st	2nd	3rd	OT	TOTAL
5	3	5	1	14

#### SHOTS BY PERIOD

1st	2nd	3rd	OT	TOTAL
52	49	33	2	136

#### SABRES

POWER PLAY:	5-20	(25.0%)
PENALTY KILLING:	11-15	(73.3%)

#### GOALS BY PERIOD

1st	2nd	3rd	OT	TOTAL
3	4	1	1	9

#### SHOTS BY PERIOD

1st	2nd	3rd	OT	TOTAL
46	39	39	3	127



# CALGARY FLAMES

2011-12 RECORD: 0-1-0



## 2011-12 RESULTS

### AT WINNIPEG (0-0-0)

DATE/OPP.	RESULT	GWG
No Games		

### AT CALGARY (0-1-0)

DATE/OPP.	RESULT	GWG
Mar. 9 at CGY	L 3-5	Tanguay

## INDIVIDUAL STATISTICS

### JETS

PLAYER	GP	G	A	PTS	+/-	PIM	PP	SH
Tobias Enstrom	1	1	1	2	2	4	0	0
Evander Kane	1	1	0	1	1	0	0	0
Blake Wheeler	1	1	0	1	2	0	0	0
Mark Stuart	1	0	1	1	0	0	0	0
Jim Slater	1	0	1	1	0	0	0	0
Bryan Little	1	0	1	1	2	0	0	0
Grant Clitsome	1	0	1	1	0	0	0	0
Dustin Byfuglien	1	0	1	1	0	0	0	0
Kyle Wellwood	1	0	0	0	0	0	0	0
Chris Thorburn	1	0	0	0	0	0	0	0
Ron Hainsey	1	0	0	0	-1	0	0	0
Alexander Burmistrov	1	0	0	0	0	0	0	0
Nik Antropov	1	0	0	0	-1	2	0	0
Tim Stapleton	1	0	0	0	-1	0	0	0
Andrew Ladd	1	0	0	0	0	2	0	0
Randy Jones	1	0	0	0	0	0	0	0
Tanner Glass	1	0	0	0	0	2	0	0
Mark Flood	1	0	0	0	0	2	0	0
GOALIE	GP	MINS	W-L-T	GA	SA	SV	GAA	SV%
Ondrej Pavelec	1	58	0-1-0	5	27	22	5.16	.815

### FLAMES

PLAYER	GP	G	A	PTS	+/-	PIM	PP	SH
Alex Tanguay	1	1	3	4	0	0	0	0
Jarome Iginla	1	1	2	3	-1	0	1	0
Olli Jokinen	1	0	3	3	-2	0	0	0
Mark Giordano	1	1	1	2	-1	2	1	0
Matt Stajan	1	1	1	2	1	0	0	0
Curtis Glencross	1	1	0	1	-1	2	1	0
Tom Kostopoulos	1	0	0	0	0	0	0	0
Scott Hannan	1	0	0	0	0	0	0	0
Cory Sarich	1	0	0	0	1	0	0	0
Sven Baertschi	1	0	0	0	0	2	0	0
Roman Horak	1	0	0	0	0	0	0	0
T.J. Brodie	1	0	0	0	1	0	0	0
Greg Nemisz	1	0	0	0	0	0	0	0
Derek Smith	1	0	0	0	-1	0	0	0
Guillaume Desbiens	1	0	0	0	0	0	0	0
Jay Bouwmeester	1	0	0	0	-2	0	0	0
David Moss	1	0	0	0	0	0	0	0
Krystofer Kolanos	1	0	0	0	0	0	0	0
GOALIE	GP	MINS	W-L-T	GA	SA	SV	GAA	SV%
Miikka Kiprusoff	1	60	1-0-0	3	45	42	3.00	.933

## TEAM STATISTICS

### JETS

POWER PLAY:	0-2	(0.0%)
PENALTY KILLING:	0-3	(0.0%)

### GOALS BY PERIOD

1st	2nd	3rd	OT	TOTAL
2	0	1	0	3

### SHOTS BY PERIOD

1st	2nd	3rd	OT	TOTAL
16	12	17	0	45

### FLAMES

POWER PLAY:	3-3	(100.0%)
PENALTY KILLING:	2-2	(100.0%)

### GOALS BY PERIOD

1st	2nd	3rd	OT	TOTAL
3	1	1	0	5

### SHOTS BY PERIOD

1st	2nd	3rd	OT	TOTAL
14	9	4	0	27



# 2011-12 JETS OPPONENTS

## CAROLINA HURRICANES



# CAROLINA HURRICANES

2011-12 RECORD: 4-2-0



## 2011-12 RESULTS

### AT WINNIPEG (2-1-0)

DATE/OPP.	RESULT	GWG
Oct. 22 vs. CAR	W 5-3	Ladd
Dec. 9 vs. CAR	W 4-2	Stapleton
Mar. 18 vs. CAR	L 3-4	LaRose

### AT CAROLINA (2-1-0)

DATE/OPP.	RESULT	GWG
Nov. 25 at CAR	W 5-3	Ladd
Jan. 23 at CAR	L 2-4	Brent
Mar. 30 at CAR	OTW 4-3	Ladd

## INDIVIDUAL STATISTICS

### JETS

PLAYER	GP	G	A	PTS	+/-	PIM	PP	SH
Zach Bogosian	6	0	7	7	5	24	0	0
Kyle Wellwood	6	3	3	6	1	0	2	0
Evander Kane	5	3	3	6	4	4	0	0
Nik Antropov	5	2	4	6	1	4	0	0
Blake Wheeler	6	0	4	4	-1	6	0	0
Andrew Ladd	6	3	0	3	-2	0	0	0
Antti Miettinen	3	2	1	3	2	0	0	0
Tobias Enstrom	4	0	3	3	0	4	0	0
Jim Slater	6	2	0	2	0	2	0	0
Bryan Little	6	2	0	2	1	4	1	0
Tim Stapleton	4	1	1	2	-1	0	1	0
Dustin Byfuglien	5	1	1	2	-5	2	0	0
Spencer Machacek	2	0	2	2	1	7	0	0
Mark Stuart	6	0	2	2	0	6	0	0
Alexander Burmistrov	6	1	0	1	0	2	1	0
Johnny Oduya	4	0	1	1	1	2	0	0
Tanner Glass	6	0	1	1	-1	0	0	0
Ben Maxwell	1	0	0	0	-1	0	0	0
Chris Thorburn	4	0	0	0	0	7	0	0
Arturs Kulda	1	0	0	0	1	0	0	0
Jason Jaffray	1	0	0	0	0	0	0	0
Ron Hainsey	3	0	0	0	1	2	0	0
Grant Clitsome	1	0	0	0	0	0	0	0
Randy Jones	4	0	0	0	1	2	0	0
Mark Scheifele	1	0	0	0	0	0	0	0
Mark Flood	2	0	0	0	2	2	0	0
Carl Klingberg	1	0	0	0	0	2	0	0
Eric Fehr	2	0	0	0	-1	2	0	0
Patrice Cormier	1	0	0	0	0	0	0	0
GOALIE	GP	MINS	W-L-T	GA	SA	SV	GAA	SV%
Chris Mason	5	291	4-1-0	9	114	105	1.86	.921
Ondrej Pavelec	2	65	0-1-0	6	40	34	5.48	.850

### HURRICANES

PLAYER	GP	G	A	PTS	+/-	PIM	PP	SH
Eric Staal	6	3	2	5	-2	0	1	1
Jeff Skinner	4	2	3	5	2	2	0	0
Jussi Jokinen	6	2	2	4	2	10	0	1
Brandon Sutter	6	2	1	3	0	0	1	0
Chad LaRose	6	1	2	3	0	6	0	0
Jiri Tlustý	6	1	1	2	0	10	0	0
Tim Brent	6	1	1	2	-2	0	0	0
Tim Gleason	6	0	2	2	0	9	0	0
Jaroslav Spacek	1	0	2	2	1	0	0	0
Jamie McBain	6	0	2	2	0	0	0	0
Tuomo Ruutu	6	1	0	1	-3	4	0	0
Justin Faulk	5	1	0	1	-3	2	0	0
Derek Joslin	5	1	0	1	-1	2	0	0
Anthony Stewart	6	0	1	1	-1	7	0	0
Patrick Dwyer	6	0	1	1	0	7	0	0
Drayson Bowman	2	0	1	1	1	0	0	0
Bobby Sanguinetti	1	0	0	0	0	0	0	0
Zac Dalpe	1	0	0	0	1	0	0	0
Jay Harrison	4	0	0	0	-3	2	0	0
Andreas Nodl	3	0	0	0	-2	0	0	0
Alexei Ponikarovsky	3	0	0	0	-2	2	0	0
Bryan Allen	6	0	0	0	2	4	0	0
Tomas Kaberle	2	0	0	0	-2	0	0	0
Brett Sutter	2	0	0	0	-1	2	0	0
Joni Pitkanen	2	0	0	0	1	0	0	0
GOALIE	GP	MINS	W-L-T	GA	SA	SV	GAA	SV%
Cam Ward	5	269	2-2-1	14	157	143	3.11	.911
Mike Murphy	1	27	0-0-0	0	7	7	0.00	.000
Brian Boucher	1	58	0-1-0	5	24	19	5.10	.792

## TEAM STATISTICS

### JETS

POWER PLAY:	5-23	(21.7%)
PENALTY KILLING:	23-25	(92.0%)

### GOALS BY PERIOD

1st	2nd	3rd	OT	TOTAL
7	10	2	1	20

### SHOTS BY PERIOD

1st	2nd	3rd	OT	TOTAL
71	57	60	1	189

### HURRICANES

POWER PLAY:	2-25	(8.0%)
PENALTY KILLING:	18-23	(78.3%)

### GOALS BY PERIOD

1st	2nd	3rd	OT	TOTAL
7	3	5	0	15

### SHOTS BY PERIOD

1st	2nd	3rd	OT	TOTAL
46	46	62	0	154



# CHICAGO BLACKHAWKS

2011-12 RECORD: 0-1-0



## 2011-12 RESULTS

### AT WINNIPEG (0-0-0)

DATE/OPP.

No Games

RESULT

GWG

### AT CHICAGO (0-1-0)

DATE/OPP.

Oct. 13 at CHI

RESULT

L 3-4

GWG

Bolland

## INDIVIDUAL STATISTICS

### JETS

PLAYER	GP	G	A	PTS	+/-	PIM	PP	SH
Jim Slater	1	2	0	2	1	0	0	0
Ron Hainsey	1	0	2	2	1	0	0	0
Kyle Wellwood	1	1	0	1	0	2	0	0
Brett MacLean	1	0	1	1	0	2	0	0
Tanner Glass	1	0	1	1	1	0	0	0
Johnny Oduya	1	0	1	1	0	0	0	0
Zach Bogosian	1	0	0	0	-2	0	0	0
Bryan Little	1	0	0	0	0	0	0	0
Blake Wheeler	1	0	0	0	1	0	0	0
Andrew Ladd	1	0	0	0	0	0	0	0
Dustin Byfuglien	1	0	0	0	2	0	0	0
Tobias Enstrom	1	0	0	0	0	2	0	0
Mark Stuart	1	0	0	0	-1	0	0	0
Chris Thorburn	1	0	0	0	0	0	0	0
Mark Scheifele	1	0	0	0	-1	0	0	0
Nik Antropov	1	0	0	0	-1	0	0	0
Alexander Burmistrov	1	0	0	0	0	0	0	0
Evander Kane	1	0	0	0	-1	0	0	0
GOALIE	GP	MINS	W-L-T	GA	SA	SV	GAA	SV%
Ondrej Pavelec	1	58	0-1-0	4	32	28	4.10	.875

### BLACKHAWKS

PLAYER	GP	G	A	PTS	+/-	PIM	PP	SH
Patrick Kane	1	1	2	3	2	0	0	0
Marian Hossa	1	1	1	2	2	0	0	0
Dave Bolland	1	1	0	1	0	0	0	0
Andrew Brunette	1	1	0	1	-1	0	1	0
Jonathan Toews	1	0	1	1	-1	0	0	0
Bryan Bickell	1	0	1	1	0	0	0	0
Daniel Carcillo	1	0	1	1	2	0	0	0
Nick Leddy	1	0	1	1	1	0	0	0
Michael Frolik	1	0	0	0	0	0	0	0
Niklas Hjalmarsson	1	0	0	0	0	0	0	0
Rostislav Olesz	1	0	0	0	-1	2	0	0
Brent Seabrook	1	0	0	0	-1	0	0	0
Duncan Keith	1	0	0	0	2	0	0	0
Patrick Sharp	1	0	0	0	-1	0	0	0
Steve Montador	1	0	0	0	-1	2	0	0
Jamal Mayers	1	0	0	0	-1	0	0	0
Marcus Kruger	1	0	0	0	-1	0	0	0
Sean O'Donnell	1	0	0	0	-1	0	0	0
GOALIE	GP	MINS	W-L-T	GA	SA	SV	GAA	SV%
Ray Emery	1	60	1-0-0	3	30	27	3.00	.900

## TEAM STATISTICS

### JETS

POWER PLAY: 0-2

(0.0%)

PENALTY KILLING: 2-3

(66.7%)

### GOALS BY PERIOD

1st	2nd	3rd	OT	TOTAL
2	1	0	0	3

### SHOTS BY PERIOD

1st	2nd	3rd	OT	TOTAL
9	10	11	0	30

### BLACKHAWKS

POWER PLAY: 1-3

(33.3%)

PENALTY KILLING: 2-2

(100.0%)

### GOALS BY PERIOD

1st	2nd	3rd	OT	TOTAL
2	2	0	0	4

### SHOTS BY PERIOD

1st	2nd	3rd	OT	TOTAL
11	13	8	0	32

# 2011-12 JETS OPPONENTS

## COLORADO AVALANCHE



# COLORADO AVALANCHE

## 2011-12 RECORD: 2-0-0



### 2011-12 RESULTS

#### AT WINNIPEG (1-0-0)

DATE/OPP.

Feb. 19 vs. COL

RESULT

W 5-1

GWG

Little

#### AT COLORADO (1-0-0)

DATE/OPP.

Dec. 27 at COL

RESULT

W 4-1

GWG

Stapleton

### INDIVIDUAL STATISTICS

#### JETS

PLAYER	GP	G	A	PTS	+/-	PIM	PP	SH
Blake Wheeler	2	0	5	5	2	2	0	0
Evander Kane	2	3	1	4	4	4	0	0
Andrew Ladd	2	1	2	3	0	0	1	0
Bryan Little	1	2	0	2	1	0	1	0
Kyle Wellwood	2	1	1	2	2	0	0	0
Tim Stapleton	2	1	1	2	0	0	1	0
Dustin Byfuglien	1	0	2	2	2	2	0	0
Alexander Burnistrov	2	0	2	2	2	0	0	0
Jim Slater	2	1	0	1	1	0	0	0
Tanner Glass	2	0	1	1	1	5	0	0
Tobias Enstrom	2	0	1	1	4	0	0	0
Chris Thorburn	2	0	1	1	1	7	0	0
Randy Jones	1	0	0	0	1	0	0	0
Mark Flood	1	0	0	0	0	0	0	0
Mark Stuart	2	0	0	0	1	5	0	0
Eric Fehr	2	0	0	0	0	0	0	0
Johnny Oduya	2	0	0	0	0	0	0	0
Antti Miettinen	1	0	0	0	1	0	0	0
Zach Bogosian	1	0	0	0	1	0	0	0
Ron Hainsey	2	0	0	0	1	0	0	0
Nik Antropov	2	0	0	0	0	2	0	0

GOALIE	GP	MINS	W-L-T	GA	SA	SV	GAA	SV%
Ondrej Pavelev	2	120	2-0-0	2	65	63	1.00	.969

#### AVALANCHE

PLAYER	GP	G	A	PTS	+/-	PIM	PP	SH
Kevin Porter	2	1	0	1	1	0	0	0
Gabriel Landeskog	2	1	0	1	-3	0	1	0
Erik Johnson	2	0	1	1	-2	0	0	0
Cody McLeod	2	0	1	1	0	14	0	0
David Van Der Gulik	1	0	1	1	0	0	0	0
Ryan O'Reilly	2	0	0	0	-3	0	0	0
Brad Malone	1	0	0	0	0	0	0	0
T.J. Galiardi	1	0	0	0	0	0	0	0
Paul Stastny	2	0	0	0	-1	4	0	0
Daniel Winnik	2	0	0	0	-2	0	0	0
Matt Hunwick	1	0	0	0	0	0	0	0
Mark Olver	1	0	0	0	-1	0	0	0
Shane O'Brien	2	0	0	0	-3	5	0	0
Ryan Wilson	1	0	0	0	0	0	0	0
Jan Hejda	2	0	0	0	-2	0	0	0
David Jones	1	0	0	0	-1	0	0	0
Ryan O'Byrne	2	0	0	0	-2	2	0	0
Kyle Quincey	1	0	0	0	-1	2	0	0
Chuck Kobasew	1	0	0	0	0	0	0	0
Jay McClement	2	0	0	0	-1	0	0	0
Milan Hejduk	2	0	0	0	-3	0	0	0
Stefan Elliott	1	0	0	0	0	0	0	0
Matt Duchene	2	0	0	0	-1	2	0	0

GOALIE	GP	MINS	W-L-T	GA	SA	SV	GAA	SV%
Semyon Varlamov	1	60	0-1-0	5	25	20	5.00	.800
J-S Giguere	1	60	0-1-0	4	26	22	4.00	.846

### TEAM STATISTICS

#### JETS

POWER PLAY: 3-6 (50.0%)

PENALTY KILLING: 5-6 (83.3%)

#### GOALS BY PERIOD

1st	2nd	3rd	OT	TOTAL
1	5	3	0	9

#### SHOTS BY PERIOD

1st	2nd	3rd	OT	TOTAL
12	20	19	0	51

#### AVALANCHE

POWER PLAY: 1-6 (16.7%)

PENALTY KILLING: 3-6 (50.0%)

#### GOALS BY PERIOD

1st	2nd	3rd	OT	TOTAL
0	1	1	0	2

#### SHOTS BY PERIOD

1st	2nd	3rd	OT	TOTAL
17	34	14	0	65



# COLUMBUS BLUE JACKETS

## 2011-12 RECORD: 0-1-0



### 2011-12 RESULTS

#### AT WINNIPEG (0-0-0)

DATE/OPP.	RESULT	GWG
No Games		

#### AT COLUMBUS (0-1-0)

DATE/OPP.	RESULT	GWG
Nov. 12 at CBJ	1-2	Johansen

### INDIVIDUAL STATISTICS

#### JETS

PLAYER	GP	G	A	PTS	+/-	PIM	PP	SH
Mark Stuart	1	1	0	1	-1	0	0	1
Dustin Byfuglien	1	0	1	1	-1	2	0	0
Paul Postma	1	0	0	0	0	0	0	0
Bryan Little	1	0	0	0	-1	0	0	0
Tim Stapleton	1	0	0	0	0	0	0	0
Kenndal McArdle	1	0	0	0	0	0	0	0
Blake Wheeler	1	0	0	0	0	2	0	0
Andrew Ladd	1	0	0	0	-1	0	0	0
Tanner Glass	1	0	0	0	0	0	0	0
Mark Flood	1	0	0	0	0	2	0	0
Jim Slater	1	0	0	0	0	0	0	0
Johnny Oduya	1	0	0	0	0	0	0	0
Kyle Wellwood	1	0	0	0	-1	0	0	0
Chris Thorburn	1	0	0	0	0	5	0	0
Alexander Burmistrov	1	0	0	0	0	0	0	0
Nik Antropov	1	0	0	0	0	0	0	0
Evander Kane	1	0	0	0	-1	0	0	0
Zach Bogosian	1	0	0	0	0	2	0	0
GOALIE	GP	MINS	W-L-T	GA	SA	SV	GAA	SV%
Ondrej Pavelec	1	58	0-1-0	2	27	25	2.05	.926

#### BLUE JACKETS

PLAYER	GP	G	A	PTS	+/-	PIM	PP	SH
Ryan Johansen	1	2	0	2	2	0	0	0
Nikita Nikitin	1	0	1	1	1	0	0	0
Marc Methot	1	0	1	1	1	2	0	0
James Wisniewski	1	0	1	1	0	2	0	0
Vinny Prospal	1	0	1	1	2	0	0	0
Mark Letestu	1	0	0	0	2	0	0	0
Derek Dorsett	1	0	0	0	0	2	0	0
Jared Boll	1	0	0	0	0	5	0	0
Grant Clitsome	1	0	0	0	0	2	0	0
Jeff Carter	1	0	0	0	-1	0	0	0
Rick Nash	1	0	0	0	-1	0	0	0
Fedor Tyutin	1	0	0	0	0	0	0	0
R.J. Umberger	1	0	0	0	-1	0	0	0
Antoine Vermette	1	0	0	0	0	0	0	0
Derek MacKenzie	1	0	0	0	0	0	0	0
Sammy Pahlsson	1	0	0	0	0	0	0	0
John Moore	1	0	0	0	0	2	0	0
Matthew Calvert	1	0	0	0	0	0	0	0
GOALIE	GP	MINS	W-L-T	GA	SA	SV	GAA	SV%
Steve Mason	1	59	1-0-0	1	36	35	1.00	.972

### TEAM STATISTICS

#### JETS

POWER PLAY:	0-5	(0.0%)
PENALTY KILLING:	4-4	(100.0%)

#### GOALS BY PERIOD

1st	2nd	3rd	OT	TOTAL
0	0	1	0	1

#### SHOTS BY PERIOD

1st	2nd	3rd	OT	TOTAL
12	10	14	0	36

#### BLUE JACKETS

POWER PLAY:	0-4	(0.0%)
PENALTY KILLING:	5-5	(100.0%)

#### GOALS BY PERIOD

1st	2nd	3rd	OT	TOTAL
1	0	1	0	2

#### SHOTS BY PERIOD

1st	2nd	3rd	OT	TOTAL
10	13	4	0	17

# 2011-12 JETS OPPONENTS

## DALLAS STARS



**DALLAS STARS**  
2011-12 RECORD: 1-0-0



### 2011-12 RESULTS

#### AT WINNIPEG (1-0-0)

DATE/OPP. RESULT  
Mar. 14 vs. DAL W 5-2

GWG  
Fehr

#### AT DALLAS (0-0-0)

DATE/OPP. RESULT  
No Games

### INDIVIDUAL STATISTICS

#### JETS

PLAYER	GP	G	A	PTS	+/-	PIM	PP	SH
Andrew Ladd	1	2	0	2	0	0	1	0
Blake Wheeler	1	0	2	0	0	0	0	0
Eric Fehr	1	1	0	1	1	0	0	0
Nik Antropov	1	1	0	1	1	0	0	0
Evander Kane	1	1	0	1	0	0	0	0
Grant Clitsome	1	0	1	1	1	0	0	0
Dustin Byfuglien	1	0	1	1	0	0	0	0
Kyle Wellwood	1	0	1	1	0	0	0	0
Antti Miettinen	1	0	1	1	1	0	0	0
Alexander Burmistrov	1	0	1	1	0	0	0	0
Bryan Little	1	0	1	1	0	0	0	0
Tim Stapleton	1	0	0	0	1	0	0	0
Randy Jones	1	0	0	0	1	0	0	0
Tanner Glass	1	0	0	0	1	12	0	0
Tobias Enstrom	1	0	0	0	0	0	0	0
Mark Stuart	1	0	0	0	0	0	0	0
Jim Slater	1	0	0	0	1	0	0	0
Ron Hainsey	1	0	0	0	2	2	0	0
GOALIE	GP	MINS	W-L-T	GA	SA	SV	GAA	SV%
Ondrej Pavelec	1	59	1-0-0	2	30	28	2.01	.933

#### STARS

PLAYER	GP	G	A	PTS	+/-	PIM	PP	SH
Loui Eriksson	1	2	0	2	2	0	0	0
Alex Goligoski	1	0	1	1	-1	0	0	0
Michael Ryder	1	0	1	1	2	0	0	0
Mike Ribeiro	1	0	1	1	1	2	0	0
Jamie Benn	1	0	0	0	-2	0	0	0
Tom Wandell	1	0	0	0	-1	0	0	0
Adam Pardy	1	0	0	0	-1	0	0	0
Mark Fistric	1	0	0	0	-1	0	0	0
Eric Nystrom	1	0	0	0	-1	0	0	0
Trevor Daley	1	0	0	0	0	0	0	0
Adam Burish	1	0	0	0	-1	14	0	0
Vernon Fiddler	1	0	0	0	0	12	0	0
Steve Ott	1	0	0	0	-2	0	0	0
Brendan Morrow	1	0	0	0	-2	0	0	0
Ryan Garbutt	1	0	0	0	-1	0	0	0
Stephane Robidas	1	0	0	0	-2	2	0	0
Tomas Vincour	1	0	0	0	-1	0	0	0
Philip Larsen	1	0	0	0	1	0	0	0
GOALIE	GP	MINS	W-L-T	GA	SA	SV	GAA	SV%
Richard Bachman	1	60	0-1-0	5	28	23	5.00	.821

### TEAM STATISTICS

#### JETS

POWER PLAY: 1-3 (33.3%)  
PENALTY KILLING: 0-0 (0.0%)

#### GOALS BY PERIOD

1st	2nd	3rd	OT	TOTAL
1	4	0	0	5

#### SHOTS BY PERIOD

1st	2nd	3rd	OT	TOTAL
11	12	5	0	28

#### STARS

POWER PLAY: 0-0 (0.0%)  
PENALTY KILLING: 2-3 (66.7%)

#### GOALS BY PERIOD

1st	2nd	3rd	OT	TOTAL
0	1	1	0	2

#### SHOTS BY PERIOD

1st	2nd	3rd	OT	TOTAL
9	13	8	0	30



# DETROIT RED WINGS

2011-12 RECORD: 0-1-0



## 2011-12 RESULTS

### AT WINNIPEG (0-0-0)

DATE/OPP.	RESULT	GWG
No Games		

### AT DETROIT (0-1-0)

DATE/OPP.	RESULT	GWG
Dec. 10 at DET	L 1-7	Zetterberg

## INDIVIDUAL STATISTICS

### JETS

PLAYER	GP	G	A	PTS	+/-	PIM	PP	SH
Bryan Little	1	1	0	1	-2	2	0	0
Evander Kane	1	0	1	1	-4	0	0	0
Blake Wheeler	1	0	1	1	-3	0	0	0
Jim Slater	1	0	0	0	-1	0	0	0
Johnny Oduya	1	0	0	0	-1	0	0	0
Kyle Wellwood	1	0	0	0	-2	0	0	0
Chris Thorburn	1	0	0	0	-1	0	0	0
Jason Jaffray	1	0	0	0	0	0	0	0
Alexander Burmistrov	1	0	0	0	-1	0	0	0
Nik Antropov	1	0	0	0	-1	2	0	0
Zach Bogosian	1	0	0	0	-4	0	0	0
Tim Stapleton	1	0	0	0	-1	0	0	0
Andrew Ladd	1	0	0	0	-1	0	0	0
Randy Jones	1	0	0	0	-1	0	0	0
Tanner Glass	1	0	0	0	0	0	0	0
Dustin Byfuglien	1	0	0	0	-2	0	0	0
Mark Flood	1	0	0	0	-1	0	0	0
Mark Stuart	1	0	0	0	-3	2	0	0
GOALIE	GP	MINS	W-L-T	GA	SA	SV	GAA	SV%
Chris Mason	1	18	0-0-0	0	3	3	0.00	.000
Ondrej Pavelec	1	41	0-1-0	7	26	19	10.19	.731

### RED WINGS

PLAYER	GP	G	A	PTS	+/-	PIM	PP	SH
Jiri Hudler	1	2	0	2	3	0	0	0
Valtteri Filppula	1	1	1	2	3	0	0	0
Henrik Zetterberg	1	1	1	2	2	0	0	0
Todd Bertuzzi	1	1	1	2	1	2	0	0
Johan Franzen	1	0	2	2	1	0	0	0
Pavel Datsyuk	1	0	2	2	3	0	0	0
Drew Miller	1	1	0	1	1	0	0	0
Chris Conner	1	1	0	1	1	0	0	0
Ian White	1	0	1	1	2	0	0	0
Niklas Kronwall	1	0	1	1	2	0	0	0
Brad Stuart	1	0	1	1	2	0	0	0
Dan Cleary	1	0	1	1	1	0	0	0
Nicklas Lidstrom	1	0	1	1	3	0	0	0
Darren Helm	1	0	1	1	1	0	0	0
Jakub Kindl	1	0	0	0	0	0	0	0
Jonathan Ericsson	1	0	0	0	3	2	0	0
Tomas Holmstrom	1	0	0	0	0	0	0	0
Justin Abdelkader	1	0	0	0	0	0	0	0
GOALIE	GP	MINS	W-L-T	GA	SA	SV	GAA	SV%
Jimmy Howard	1	60	1-0-0	1	30	29	1.00	.967

## TEAM STATISTICS

### JETS

POWER PLAY:	0-2	(0.0%)
PENALTY KILLING:	3-3	(100.0%)

### GOALS BY PERIOD

1st	2nd	3rd	OT	TOTAL
1	0	0	0	1

### SHOTS BY PERIOD

1st	2nd	3rd	OT	TOTAL
9	9	12	0	30

### RED WINGS

POWER PLAY:	0-3	(0.0%)
PENALTY KILLING:	2-2	(100.0%)

### GOALS BY PERIOD

1st	2nd	3rd	OT	TOTAL
2	4	1	0	7

### SHOTS BY PERIOD

1st	2nd	3rd	OT	TOTAL
12	13	4	0	29



# 2011-12 JETS OPPONENTS

## EDMONTON OILERS



# EDMONTON OILERS

2011-12 RECORD: 0-1-0



## 2011-12 RESULTS

### AT WINNIPEG (0-1-0)

DATE/OPP.	RESULT	GWG
Feb. 27 vs. EDM	1-3-5	Hall

### AT EDMONTON (0-0-0)

DATE/OPP.	RESULT	GWG
No Games		

## INDIVIDUAL STATISTICS

### JETS

PLAYER	GP	G	A	PTS	+/-	PIM	PP	SH
Alexander Burmistrov	1	1	1	2	-1	0	0	0
Nik Antropov	1	1	1	2	-2	0	1	0
Dustin Byfuglien	1	0	2	2	0	2	0	0
Kyle Wellwood	1	1	0	1	0	0	1	0
Evander Kane	1	0	1	1	-1	2	0	0
Tanner Glass	1	0	0	0	0	0	0	0
Tobias Enstrom	1	0	0	0	0	0	0	0
Mark Flood	1	0	0	0	-2	0	0	0
Mark Stuart	1	0	0	0	0	0	0	0
Jim Slater	1	0	0	0	0	0	0	0
Chris Thorburn	1	0	0	0	0	0	0	0
Antti Miettinen	1	0	0	0	0	0	0	0
Ron Hainsey	1	0	0	0	0	0	0	0
Bryan Little	1	0	0	0	-1	2	0	0
Tim Stapleton	1	0	0	0	0	0	0	0
Blake Wheeler	1	0	0	0	-1	2	0	0
Andrew Ladd	1	0	0	0	-1	0	0	0
Randy Jones	1	0	0	0	-2	0	0	0
GOALIE	GP	MINS	W-L-T	GA	SA	SV	GAA	SV%
Ondrej Pavelec	1	58	0-1-0	5	25	20	5.17	.800

### OILERS

PLAYER	GP	G	A	PTS	+/-	PIM	PP	SH
Taylor Hall	1	1	1	2	1	4	0	0
Lennart Petrell	1	1	1	2	2	2	0	0
Jordan Eberle	1	1	0	1	1	0	0	0
Ryan Jones	1	1	0	1	0	2	1	0
Ryan Whitney	1	1	0	1	0	0	1	0
Eric Belanger	1	0	1	1	2	0	0	0
Ryan Nugent-Hopkins	1	0	1	1	0	0	0	0
Ryan Smyth	1	0	1	1	0	0	0	0
Ladislav Smid	1	0	1	1	0	0	0	0
Ales Hemsky	1	0	1	1	0	0	0	0
Shawn Horcoff	1	0	0	0	-1	0	0	0
Andy Sutton	1	0	0	0	2	0	0	0
Sam Gagner	1	0	0	0	1	0	0	0
Jeff Petry	1	0	0	0	0	0	0	0
Cam Barker	1	0	0	0	2	0	0	0
Corey Potter	1	0	0	0	0	0	0	0
Ben Eager	1	0	0	0	1	0	0	0
Darcy Hordichuk	1	0	0	0	0	0	0	0
GOALIE	GP	MINS	W-L-T	GA	SA	SV	GAA	SV%
Devan Dubnyk	1	60	1-0-0	3	32	29	3.00	.906

### JETS

POWER PLAY:	2-3	(66.7%)
PENALTY KILLING:	1-3	(33.3%)

### GOALS BY PERIOD

1st	2nd	3rd	OT	TOTAL
0	2	1	0	3

### SHOTS BY PERIOD

1st	2nd	3rd	OT	TOTAL
7	10	15	0	32

### OILERS

POWER PLAY:	2-3	(66.7%)
PENALTY KILLING:	1-3	(33.3%)

### GOALS BY PERIOD

1st	2nd	3rd	OT	TOTAL
0	1	4	0	5

### SHOTS BY PERIOD

1st	2nd	3rd	OT	TOTAL
12	4	9	0	25



# FLORIDA PANTHERS

2011-12 RECORD: 3-2-1



## 2011-12 RESULTS

### AT WINNIPEG (1-1-1)

DATE/OPP.	RESULT	GWG
Nov. 10 vs. FLA	L 2-5	Garrison
Jan. 21 vs. FLA	SOL 3-4	Samuelsson
Mar. 1 vs. FLA	W 7-0	Kane

### AT FLORIDA (2-1-0)

DATE/OPP.	RESULT	GWG
Oct. 31 at FLA	SOW 4-3	Ladd
Feb. 3 at FLA	L 1-2	Bergenheim
Apr. 3 at FLA	OTW 5-4	Ladd

## INDIVIDUAL STATISTICS

### JETS

PLAYER	GP	G	A	PTS	+/-	PIM	PP	SH
Evander Kane	4	5	3	8	5	0	1	0
Andrew Ladd	6	3	3	6	4	5	0	0
Kyle Wellwood	5	2	4	6	5	0	0	0
Zach Bogosian	6	1	5	6	2	2	0	0
Nik Antropov	6	3	2	5	-1	6	2	0
Bryan Little	6	3	1	4	-2	0	1	0
Blake Wheeler	6	1	3	4	-1	2	0	0
Mark Stuart	6	0	4	4	5	16	0	0
Tim Stapleton	4	1	1	2	1	2	1	0
Alexander Burmistrov	6	1	1	2	2	6	0	0
Dustin Byfuglien	5	0	2	2	0	10	0	0
Tobias Enstrom	5	0	2	2	1	4	0	0
Jim Slater	6	1	0	1	0	2	0	0
Spencer Machacek	1	0	1	1	1	0	0	0
Chris Thorburn	6	0	1	1	-1	7	0	0
Antti Miettinen	4	0	1	1	1	0	0	0
Randy Jones	3	0	1	1	3	0	0	0
Eric Fehr	2	0	0	0	-1	0	0	0
Johnny Oduya	4	0	0	0	-2	0	0	0
Brett Festerling	1	0	0	0	-1	0	0	0
Kennel McArdle	2	0	0	0	-2	2	0	0
Ron Hainsey	4	0	0	0	1	0	0	0
Grant Clitsome	1	0	0	0	0	2	0	0
Aaron Gagnon	1	0	0	0	0	0	0	0
Tanner Glass	5	0	0	0	-1	0	0	0
Mark Flood	1	0	0	0	-1	0	0	0
Patrice Cormier	2	0	0	0	1	0	0	0
GOALIE	GP	MINS	W-L-T	GA	SA	SV	GAA	SV%
Ondrej Pavelec	5	292	3-1-1	14	151	137	2.87	.907
Peter Mannino	1	19	0-0-0	0	4	4	0.00	.000
Chris Mason	1	58	0-1-0	2	30	28	2.05	.933

### PANTHERS

PLAYER	GP	G	A	PTS	+/-	PIM	PP	SH
Kris Versteeg	5	7	3	10	5	0	3	0
Tomas Fleischmann	6	3	4	7	-1	4	1	0
Brian Campbell	6	0	7	7	1	0	0	0
Omitry Kulikov	4	0	4	4	2	2	0	0
Jason Garrison	6	2	1	3	2	2	0	0
Marcel Goc	6	0	3	3	1	2	0	0
Mike Santorelli	5	2	0	2	-2	0	1	0
Marco Sturm	4	1	1	2	0	0	0	0
Stephen Weiss	6	0	2	2	1	0	0	0
Sean Bergenheim	5	1	0	1	-2	8	0	0
Tomas Kopecky	6	1	0	1	4	0	0	0
Mike Weaver	6	0	1	1	-3	4	0	0
Krys Barch	2	0	1	1	1	7	0	0
Scottie Upshall	3	0	1	1	-1	2	0	0
Mikael Samuelsson	4	0	1	1	0	0	0	0
Keaton Ellerby	4	0	0	0	-1	2	0	0
Matt Bradley	4	0	0	0	-2	0	0	0
Erik Gudbranson	5	0	0	0	-5	4	0	0
Ed Jovanovski	4	0	0	0	-4	2	0	0
Shawn Matthias	6	0	0	0	-6	0	0	0
Tim Kennedy	1	0	0	0	0	0	0	0
Jack Skille	4	0	0	0	-3	5	0	0
Wojtek Wolski	2	0	0	0	-4	0	0	0
Jerred Smithson	1	0	0	0	-1	0	0	0
Tyson Strachan	1	0	0	0	0	0	0	0
John Madden	2	0	0	0	0	0	0	0
GOALIE	GP	MINS	W-L-T	GA	SA	SV	GAA	SV%
Scott Clemmensen	3	140	2-0-0	7	73	66	2.99	.904
Jose Theodore	4	232	1-1-2	14	112	98	3.62	.875

## TEAM STATISTICS

### JETS

POWER PLAY:	5-16	(31.2%)
PENALTY KILLING:	16-21	(76.2%)

### GOALS BY PERIOD

1st	2nd	3rd	OT	TOTAL
4	4	12	1	21

### SHOTS BY PERIOD

1st	2nd	3rd	OT	TOTAL
50	59	67	9	185

### PANTHERS

POWER PLAY:	5-21	(23.8%)
PENALTY KILLING:	11-16	(68.8%)

### GOALS BY PERIOD

1st	2nd	3rd	OT	TOTAL
8	4	5	0	17

### SHOTS BY PERIOD

1st	2nd	3rd	OT	TOTAL
64	65	48	9	186

# 2011-12 JETS OPPONENTS

## LOS ANGELES KINGS



# LOS ANGELES KINGS

## 2011-12 RECORD: 1-0-0



### 2010-11 RESULTS

#### AT WINNIPEG (1-0-0)

DATE/OPP.  
Dec. 29 vs. LOS

RESULT  
OTW 1-0

GWG  
Kane

#### AT LOS ANGELES (0-0-0)

DATE/OPP.  
No Games

RESULT

GWG

### INDIVIDUAL STATISTICS

#### JETS

PLAYER	GP	G	A	PTS	+/-	PIM	PP	SH
Evander Kane	1	1	0	1	1	4	0	0
Blake Wheeler	1	0	1	1	1	0	0	0
Ron Hainsey	1	0	1	1	1	0	0	0
Andrew Ladd	1	0	0	0	0	0	0	0
Tanner Glass	1	0	0	0	0	0	0	0
Tobias Enstrom	1	0	0	0	1	0	0	0
Mark Flood	1	0	0	0	0	2	0	0
Mark Stuart	1	0	0	0	0	2	0	0
Eric Fehr	1	0	0	0	0	0	0	0
Johnny Oduya	1	0	0	0	0	0	0	0
Kyle Wellwood	1	0	0	0	0	0	0	0
Chris Thorburn	1	0	0	0	0	0	0	0
Antti Miettinen	1	0	0	0	0	0	0	0
Alexander Burmistrov	1	0	0	0	0	2	0	0
Nik Antropov	1	0	0	0	0	0	0	0
Patrice Cormier	1	0	0	0	0	0	0	0
Zach Bogosian	1	0	0	0	0	2	0	0
Tim Stapleton	1	0	0	0	0	0	0	0
GOALIE	GP	MINS	W-L-T	GA	SA	SV	GAA	SV%
Chris Mason	1	61	1-0-0	0	31	31	0.00	1.000

#### KINGS

PLAYER	GP	G	A	PTS	+/-	PIM	PP	SH
Mike Richards	1	0	0	0	-1	0	0	0
Dustin Brown	1	0	0	0	0	0	0	0
Matt Greene	1	0	0	0	0	0	0	0
Jarret Stoll	1	0	0	0	0	0	0	0
Justin Williams	1	0	0	0	0	0	0	0
Trent Hunter	1	0	0	0	0	0	0	0
Rob Scuderi	1	0	0	0	0	0	0	0
Kyle Clifford	1	0	0	0	0	0	0	0
Willie Mitchell	1	0	0	0	-1	2	0	0
Andrei Loktionov	1	0	0	0	0	0	0	0
Slava Voynov	1	0	0	0	0	0	0	0
Drew Doughty	1	0	0	0	0	0	0	0
Trevor Lewis	1	0	0	0	0	0	0	0
Anze Kopitar	1	0	0	0	0	0	0	0
Jack Johnson	1	0	0	0	-1	4	0	0
Dustin Penner	1	0	0	0	-1	0	0	0
Brad Richardson	1	0	0	0	0	0	0	0
Colin Fraser	1	0	0	0	0	0	0	0
GOALIE	GP	MINS	W-L-T	GA	SA	SV	GAA	SV%
Jonathan Bernier	1	61	0-0-1	1	27	26	0.98	.963

### TEAM STATISTICS

#### JETS

POWER PLAY: 0-2 (0.0%)  
PENALTY KILLING: 5-5 (100.0%)

#### GOALS BY PERIOD

1st	2nd	3rd	OT	TOTAL
0	0	0	1	1

#### SHOTS BY PERIOD

1st	2nd	3rd	OT	TOTAL
9	8	8	2	27

#### KINGS

POWER PLAY: 0-5 (0.0%)  
PENALTY KILLING: 2-2 (100.0%)

#### GOALS BY PERIOD

1st	2nd	3rd	OT	TOTAL
0	0	0	0	0

#### SHOTS BY PERIOD

1st	2nd	3rd	OT	TOTAL
13	12	6	0	31



# MINNESOTA WILD

## 2011-12 RECORD: 2-0-0



### 2011-12 RESULTS

#### AT WINNIPEG (1-0-0)

DATE/OPP.	RESULT	GWG
Dec. 13 vs. MIN	W 2-1	Little

#### AT MINNESOTA (1-0-0)

DATE/OPP.	RESULT	GWG
Feb. 16 at MIN	SOW 4-3	Kane

### INDIVIDUAL STATISTICS

#### JETS

PLAYER	GP	G	A	PTS	+/-	PIM	PP	SH
Evander Kane	2	2	1	3	4	0	0	0
Dustin Byfuglien	2	0	3	3	0	4	0	0
Alexander Burmistrov	1	1	1	2	2	0	0	0
Blake Wheeler	2	0	2	2	3	0	0	0
Zach Bogosian	1	1	0	1	2	15	0	0
Bryan Little	2	1	0	1	2	0	0	0
Kyle Wellwood	2	0	1	1	1	0	0	0
Jim Slater	2	0	0	0	-1	2	0	0
Randy Jones	1	0	0	0	2	0	0	0
Johnny Oduya	2	0	0	0	0	0	0	0
Tobias Enstrom	1	0	0	0	0	0	0	0
Antti Miettinen	1	0	0	0	0	0	0	0
Chris Thorburn	2	0	0	0	-1	4	0	0
Nik Antropov	1	0	0	0	0	0	0	0
Jason Jaffray	1	0	0	0	0	0	0	0
Ron Hainsey	2	0	0	0	-1	0	0	0
Carl Klingberg	1	0	0	0	0	0	0	0
Tim Stapleton	2	0	0	0	0	2	0	0
Andrew Ladd	2	0	0	0	0	0	0	0
Tanner Glass	2	0	0	0	-1	12	0	0
Mark Flood	1	0	0	0	0	0	0	0
Mark Stuart	2	0	0	0	3	0	0	0
Eric Fehr	1	0	0	0	0	0	0	0
GOALIE	GP	MINS	W-L-T	GA	SA	SV	GAA	SV%
Ondrej Pavelec	1	60	1-0-0	1	35	34	1.00	.971
Chris Mason	1	65	1-0-0	3	25	22	2.77	.880

#### WILD

PLAYER	GP	G	A	PTS	+/-	PIM	PP	SH
Devin Setoguchi	1	2	1	3	1	0	1	0
Mikko Koivu	2	1	2	3	1	2	0	0
Dany Heatley	2	0	2	2	1	0	0	0
Guillaume Latendresse	1	1	0	1	-1	2	1	0
Jard Spurgeon	2	0	1	1	-1	0	0	0
Marco Scandella	2	0	1	1	-1	0	0	0
Nate Prosser	1	0	1	1	-1	0	0	0
Kyle Brodziak	2	0	0	0	-2	2	0	0
Pierre-Marc Bouchard	1	0	0	0	0	0	0	0
Erik Christensen	1	0	0	0	-2	0	0	0
Warren Peters	1	0	0	0	0	2	0	0
Greg Zanon	2	0	0	0	0	0	0	0
Matt Cullen	1	0	0	0	0	0	0	0
Nick Schultz	2	0	0	0	-2	2	0	0
Casey Wellman	1	0	0	0	0	0	0	0
Colton Gillies	1	0	0	0	0	0	0	0
Cody Almond	2	0	0	0	-2	0	0	0
Darroll Powe	2	0	0	0	-1	5	0	0
Cal Clutterbuck	2	0	0	0	-2	4	0	0
Brad Staubitz	1	0	0	0	-1	0	0	0
Mike Lundin	2	0	0	0	-1	2	0	0
Nick Johnson	2	0	0	0	0	0	0	0
Clayton Stoner	1	0	0	0	-1	7	0	0
Matt Kassian	1	0	0	0	0	0	0	0
GOALIE	GP	MINS	W-L-T	GA	SA	SV	GAA	SV%
Niklas Backstrom	2	123	0-1-1	5	54	49	2.43	.907

### TEAM STATISTICS

#### JETS

POWER PLAY:	0-7	(0.0%)
PENALTY KILLING:	5-7	(71.4%)

#### GOALS BY PERIOD

1st	2nd	3rd	OT	TOTAL
1	2	2	0	5

#### SHOTS BY PERIOD

1st	2nd	3rd	OT	TOTAL
18	20	14	2	54

#### WILD

POWER PLAY:	2-7	(28.6%)
PENALTY KILLING:	7-7	(100.0%)

#### GOALS BY PERIOD

1st	2nd	3rd	OT	TOTAL
1	2	1	0	4

#### SHOTS BY PERIOD

1st	2nd	3rd	OT	TOTAL
13	18	27	2	60

# 2011-12 JETS OPPONENTS

## MONTREAL CANADIENS



# MONTREAL CANADIENS

2011-12 RECORD: 13-0



## 2011-12 RESULTS

### AT WINNIPEG (1-1-0)

DATE/OPP.	RESULT	GWG
Oct. 9 vs. MTL	L 1-5	Plekanec
Dec. 22 vs. MTL	W 4-0	Wheeler

### AT MONTREAL (0-2-0)

DATE/OPP.	RESULT	GWG
Jan. 4 at MTL	L 3-7	Eller
Feb. 5 at MTL	L 0-3	Pacioretty

## INDIVIDUAL STATISTICS

### JETS

PLAYER	GP	G	A	PTS	+/-	PIM	PP	SH
Blake Wheeler	4	3	2	5	-2	7	2	0
Nik Antropov	4	1	2	3	-2	0	0	0
Tim Stapleton	2	2	0	2	0	0	0	0
Tobias Enstrom	4	0	2	2	-3	2	0	0
Zach Bogosian	4	0	2	2	-2	2	0	0
Ron Hainsey	4	0	2	2	-1	0	0	0
Tanner Glass	4	1	0	1	0	0	0	0
Andrew Ladd	4	1	0	1	-4	2	0	0
Dustin Byfuglien	3	0	1	1	-3	10	0	0
Mark Stuart	4	0	1	1	-1	10	0	0
Alexander Burmistrov	4	0	1	1	1	0	0	0
Evander Kane	3	0	1	1	-1	0	0	0
Kyle Wellwood	4	0	1	1	-2	0	0	0
Randy Jones	1	0	0	0	1	0	0	0
Eric Fehr	2	0	0	0	0	0	0	0
Mark Scheifele	1	0	0	0	0	0	0	0
Jim Slater	4	0	0	0	-3	4	0	0
Johnny Oduya	4	0	0	0	-3	0	0	0
Chris Thorburn	4	0	0	0	-1	9	0	0
Spencer Machacek	1	0	0	0	0	0	0	0
Antti Miettinen	3	0	0	0	-1	0	0	0
Brett MacLean	1	0	0	0	0	0	0	0
Bryan Little	2	0	0	0	-3	0	0	0
Aaron Gagnon	1	0	0	0	0	0	0	0

### CANADIENS

PLAYER	GP	G	A	PTS	+/-	PIM	PP	SH
Tomas Plekanec	4	2	4	6	5	0	1	0
Lars Eller	2	4	1	5	4	0	0	0
Travis Moen	3	1	4	5	5	0	0	0
Yannick Weber	3	1	2	3	3	2	1	0
Michael Cammalleri	3	2	0	2	2	0	0	0
Max Pacioretty	4	2	0	2	-1	0	0	0
Josh Gorges	4	1	1	2	-4	2	0	0
Tomas Kaberle	3	1	1	2	1	0	0	0
David Desharnais	4	0	2	2	-3	0	0	0
Andrei Kostitsyn	4	0	2	2	2	4	0	0
Erik Cole	4	0	2	2	-1	2	0	0
Alexei Yemelin	4	1	0	1	4	2	0	1
Aaron Palushaj	1	0	1	1	1	0	0	0
Mathieu Darche	4	0	1	1	0	4	0	0
P.K. Subban	3	0	1	1	3	9	0	0
Rene Bourque	1	0	0	0	0	2	0	0
Louis Leblanc	2	0	0	0	0	0	0	0
Michael Blunden	2	0	0	0	0	0	0	0
Jaroslav Spacek	1	0	0	0	0	0	0	0
Petteri Nokelainen	2	0	0	0	0	0	0	0
Brian Gionta	1	0	0	0	2	0	0	0
Chris Campoli	3	0	0	0	-3	0	0	0
Scott Gomez	2	0	0	0	2	2	0	0
Raphael Diaz	3	0	0	0	-1	4	0	0
Hal Gill	4	0	0	0	1	11	0	0
Andreas Engqvist	1	0	0	0	0	0	0	0

GOALIE	GP	MINS	W-L-T	GA	SA	SV	GAA	SV%
Ondrej Pavelec	4	225	13-0	14	96	82	3.73	.854
Chris Mason	1	13	0-0-0	1	7	6	4.55	.857

GOALIE	GP	MINS	W-L-T	GA	SA	SV	GAA	SV%
Carey Price	4	239	3-1-0	8	115	107	2.00	.930

## TEAM STATISTICS

### JETS

POWER PLAY:	2-16	(12.5%)
PENALTY KILLING:	14-16	(87.5%)

### GOALS BY PERIOD

1st	2nd	3rd	OT	TOTAL
3	2	3	0	8

### SHOTS BY PERIOD

1st	2nd	3rd	OT	TOTAL
35	34	46	0	115

### CANADIENS

POWER PLAY:	2-16	(12.5%)
PENALTY KILLING:	14-16	(87.5%)

### GOALS BY PERIOD

1st	2nd	3rd	OT	TOTAL
4	4	7	0	15

### SHOTS BY PERIOD

1st	2nd	3rd	OT	TOTAL
36	41	26	0	103



# NASHVILLE PREDATORS

## 2011-12 RECORD: 0-1-0



### 2011-12 RESULTS

#### AT WINNIPEG (0-0-0)

DATE/OPP.	RESULT	GWG
No Games		

#### AT NASHVILLE (0-1-0)

DATE/OPP.	RESULT	GWG
Mar. 24 at NSH	L 1-3	Bourque

### INDIVIDUAL STATISTICS

#### JETS

PLAYER	GP	G	A	PTS	+/-	PIM	PP	SH
Tim Stapleton	1	1	0	1	1	0	0	0
Spencer Machacek	1	0	1	1	1	0	0	0
Ben Maxwell	1	0	1	1	1	0	0	0
Jim Slater	1	0	0	0	-1	0	0	0
Kyle Wellwood	1	0	0	0	-1	0	0	0
Antti Miittinen	1	0	0	0	0	0	0	0
Alexander Burmistrov	1	0	0	0	-1	0	0	0
Ron Hainsey	1	0	0	0	0	0	0	0
Evander Kane	1	0	0	0	-1	0	0	0
Zach Bogosian	1	0	0	0	0	0	0	0
Bryan Little	1	0	0	0	-1	0	0	0
Blake Wheeler	1	0	0	0	0	0	0	0
Andrew Ladd	1	0	0	0	0	0	0	0
Randy Jones	1	0	0	0	-1	2	0	0
Tanner Glass	1	0	0	0	-1	0	0	0
Dustin Byfuglien	1	0	0	0	0	4	0	0
Tobias Enstrom	1	0	0	0	0	2	0	0
Mark Stuart	1	0	0	0	-1	0	0	0
GOALIE	GP	MINS	W-L-T	GA	SA	SV	GAA	SV%
Ondrej Pavelec	1	59	0-1-0	2	27	25	2.01	.926

#### PREDATORS

PLAYER	GP	G	A	PTS	+/-	PIM	PP	SH
Gabriel Bourque	1	1	0	1	0	0	0	0
Matt Halischuk	1	1	0	1	0	0	1	0
Shea Weber	1	1	0	1	0	0	0	0
Mike Fisher	1	0	1	1	0	0	0	0
Nick Spaling	1	0	1	1	0	0	0	0
Alexander Radulov	1	0	1	1	1	0	0	0
Kevin Klein	1	0	1	1	1	0	0	0
Andrei Kostitsyn	1	0	1	1	0	0	0	0
David Legwand	1	0	0	0	0	0	0	0
Francis Bouillon	1	0	0	0	0	0	0	0
Hal Gill	1	0	0	0	1	0	0	0
Ryan Ellis	1	0	0	0	0	0	0	0
Patric Hornqvist	1	0	0	0	0	0	0	0
Sergei Kostitsyn	1	0	0	0	0	0	0	0
Brandon Yip	1	0	0	0	0	0	0	0
Ryan Suter	1	0	0	0	0	0	0	0
Paul Gaustad	1	0	0	0	1	0	0	0
Martin Erat	1	0	0	0	0	2	0	0
GOALIE	GP	MINS	W-L-T	GA	SA	SV	GAA	SV%
Pekka Rinne	1	59	1-0-0	1	25	24	1.00	.960

### TEAM STATISTICS

#### JETS

POWER PLAY:	0-1	(0.0%)
PENALTY KILLING:	3-4	(75.0%)

#### GOALS BY PERIOD

1st	2nd	3rd	OT	TOTAL
0	0	1	0	1

#### SHOTS BY PERIOD

1st	2nd	3rd	OT	TOTAL
7	9	9	0	25

#### PREDATORS

POWER PLAY:	1-4	(25.0%)
PENALTY KILLING:	1-1	(80.0%)

#### GOALS BY PERIOD

1st	2nd	3rd	OT	TOTAL
0	2	1	0	3

#### SHOTS BY PERIOD

1st	2nd	3rd	OT	TOTAL
10	5	13	0	28



# 2011-12 JETS OPPONENTS

## NEW JERSEY DEVILS



# NEW JERSEY DEVILS

## 2011-12 RECORD: 1-2-1



### 2011-12 RESULTS

#### AT WINNIPEG (1-1-0)

DATE/OPP.	RESULT	GWG
Dec. 3 vs. NJ	W 4-2	Stuart
Jan. 14 vs. NJ	L 1-2	Elias

#### AT NEW JERSEY (0-1-1)

DATE/OPP.	RESULT	GWG
Nov. 5 at NJ	OTL 2-3	Henrique
Jan. 17 at NJ	L 1-5	Sykora

### INDIVIDUAL STATISTICS

#### JETS

PLAYER	GP	G	A	PTS	+/-	PIM	PP	SH
Dustin Byfuglien	2	0	3	3	2	2	0	0
Evander Kane	4	2	0	2	1	4	0	0
Mark Flood	4	1	1	2	-1	0	0	0
Bryan Little	4	0	2	2	-2	0	0	0
Jim Slater	4	1	0	1	1	4	0	0
Andrew Ladd	4	1	0	1	-2	2	0	0
Tobias Enstrom	2	1	0	1	-2	0	0	0
Alexander Burmistrov	4	1	0	1	-1	2	0	1
Mark Stuart	3	1	0	1	2	5	0	0
Johnny Oduya	4	0	1	1	-1	4	0	0
Kyle Wellwood	4	0	1	1	0	0	0	0
Nik Antropov	2	0	1	1	0	2	0	0
Blake Wheeler	3	0	1	1	2	0	0	0
Zach Bogosian	2	0	1	1	0	0	0	0
Paul Postma	1	0	0	0	0	0	0	0
Ben Maxwell	1	0	0	0	-1	0	0	0
Arturs Kulda	1	0	0	0	0	0	0	0
Chris Thorburn	3	0	0	0	0	7	0	0
Jason Jaffray	1	0	0	0	0	7	0	0
Tim Stapleton	4	0	0	0	-3	0	0	0
Antti Miettinen	2	0	0	0	0	0	0	0
Brett Festerling	1	0	0	0	-2	0	0	0
Ron Hainsey	2	0	0	0	-2	0	0	0
Kennadal McArdle	1	0	0	0	-1	0	0	0
Randy Jones	2	0	0	0	0	0	0	0
Tanner Glass	4	0	0	0	-1	0	0	0
Carl Klingberg	1	0	0	0	0	0	0	0
Eric Fehr	2	0	0	0	0	2	0	0
GOALIE	GP	MINS	W-L-T	GA	SA	SV	GAA	SV%
Ondrej Pavelec	4	211	1-1-1	8	83	75	2.27	.904
Chris Mason	1	28	0-1-0	4	15	11	8.34	.733

#### DEVILS

PLAYER	GP	G	A	PTS	+/-	PIM	PP	SH
Patrik Elias	4	4	2	6	0	2	1	0
Zach Parise	4	0	4	4	3	0	0	0
Adam Henrique	2	3	0	3	3	0	0	0
Ilya Kovalchuk	3	2	1	3	0	0	1	0
Petr Sykora	4	1	2	3	2	2	0	0
Adam Larsson	4	0	3	3	2	0	0	0
Kurtis Foster	2	1	1	2	4	0	0	0
David Clarkson	4	1	1	2	2	4	0	0
Dainius Zubrus	4	0	2	2	0	4	0	0
Anton Volchenkov	4	0	1	1	2	2	0	0
Henrik Tallinder	4	0	1	1	0	0	0	0
Bryce Salvador	4	0	1	1	2	0	0	0
Steven Zalewski	2	0	0	0	-1	0	0	0
Cam Janssen	3	0	0	0	0	0	0	0
Andy Greene	1	0	0	0	-1	0	0	0
Tim Sestito	1	0	0	0	0	5	0	0
Eric Boulton	3	0	0	0	-1	0	0	0
Mattias Tedenby	4	0	0	0	-1	2	0	0
Nick Palmieri	2	0	0	0	-1	0	0	0
Bradley Mills	2	0	0	0	-2	0	0	0
Ryan Carter	4	0	0	0	-1	7	0	0
Rod Pelley	1	0	0	0	0	0	0	0
Mark Fayne	4	0	0	0	-2	0	0	0
Mark Fraser	1	0	0	0	-1	5	0	0
Jacob Josefson	1	0	0	0	0	0	0	0
GOALIE	GP	MINS	W-L-T	GA	SA	SV	GAA	SV%
Martin Brodeur	3	181	3-0-0	4	67	63	1.32	.940
Johan Hedberg	1	58	0-1-0	3	19	16	3.06	.842

### TEAM STATISTICS

#### JETS

POWER PLAY:	0-8	(0.0%)
PENALTY KILLING:	10-12	(83.3%)

#### GOALS BY PERIOD

1st	2nd	3rd	OT	TOTAL
2	1	5	0	8

#### SHOTS BY PERIOD

1st	2nd	3rd	OT	TOTAL
26	27	34	0	87

#### DEVILS

POWER PLAY:	2-12	(16.7%)
PENALTY KILLING:	8-8	(100.0%)

#### GOALS BY PERIOD

1st	2nd	3rd	OT	TOTAL
2	6	3	1	13

#### SHOTS BY PERIOD

1st	2nd	3rd	OT	TOTAL
31	34	28	5	98



# NEW YORK ISLANDERS

2011-12 RECORD: 1-2-1



## 2011-12 RESULTS

### AT WINNIPEG (0-1-1)

DATE/OPP.	RESULT	GWG
Dec. 20 vs. NYI	SOL 2-3	Parenteau
Feb. 14 vs. NYI	L 1-3	Parenteau

### AT NY ISLANDERS (1-1-0)

DATE/OPP.	RESULT	GWG
Nov. 3 at NYI	W 3-0	Kane
Apr. 5 at NYI	L 4-5	Grabner

## INDIVIDUAL STATISTICS

### JETS

PLAYER	GP	G	A	PTS	+/-	PIM	PP	SH
Dustin Byfuglien	4	1	2	3	4	0	0	0
Johnny Oduya	3	1	2	3	2	4	0	0
Nik Antropov	4	1	2	3	2	2	0	0
Andrew Ladd	4	2	0	2	-1	0	0	0
Tobias Enstrom	3	1	1	2	3	0	0	0
Evander Kane	4	1	1	2	3	9	0	0
Zach Bogosian	4	1	1	2	-1	2	0	0
Chris Thorburn	4	1	1	2	2	0	0	0
Jim Slater	4	0	2	2	2	2	0	0
Kyle Wellwood	3	0	2	2	1	0	0	0
Alexander Burmistrov	4	1	0	1	2	0	0	0
Tanner Glass	3	0	1	1	-1	0	0	0
Bryan Little	3	0	1	1	-2	2	0	0
Mark Flood	2	0	0	0	-1	0	0	0
Mark Stuart	3	0	0	0	-4	2	0	0
Eric Fehr	1	0	0	0	0	0	0	0
Patrice Cormier	1	0	0	0	1	0	0	0
Spencer Machacek	1	0	0	0	1	0	0	0
Tim Stapleton	4	0	0	0	-2	0	0	0
Antti Miettinen	3	0	0	0	-1	0	0	0
Brett Festerling	1	0	0	0	1	0	0	0
Ron Hainsey	2	0	0	0	1	0	0	0
Kendal McArdle	1	0	0	0	0	0	0	0
Grant Clitsome	1	0	0	0	-1	0	0	0
Blake Wheeler	4	0	0	0	-2	6	0	0
Randy Jones	1	0	0	0	0	0	0	0

GOALIE	GP	MINS	W-L-OT	GA	SA	SV	GAA	SV%
Ondrej Pavelec	3	184	1-1-1	4	91	87	1.30	.956
Chris Mason	1	59	0-1-0	5	28	23	5.04	.821

### ISLANDERS

PLAYER	GP	G	A	PTS	+/-	PIM	PP	SH
John Tavares	4	0	4	4	-3	2	0	0
Michael Grabner	4	3	0	3	-1	2	0	0
Matt Moulson	4	2	1	3	0	0	1	0
Pierre Parenteau	4	2	1	3	0	4	0	0
Kyle Okposo	4	2	0	2	1	2	0	0
Frans Nielsen	4	0	2	2	1	0	0	0
Travis Hamonic	3	0	2	2	1	5	0	0
Matt Martin	4	1	0	1	1	0	0	0
Milan Jurcina	4	0	1	1	1	2	0	0
Jay Pandolfo	3	0	1	1	-1	0	0	0
Brian Rolston	4	0	1	1	2	0	0	0
Andrew MacDonald	4	0	1	1	1	2	0	0
Blake Comeau	1	0	0	0	-1	0	0	0
Matt Donovan	1	0	0	0	-2	0	0	0
Mike Haley	1	0	0	0	0	0	0	0
Aaron Ness	1	0	0	0	1	0	0	0
Nino Niederreiter	3	0	0	0	-2	0	0	0
Mark Streit	4	0	0	0	-1	2	0	0
David Ulstrom	1	0	0	0	-1	0	0	0
Mark Eaton	2	0	0	0	1	0	0	0
Tim Wallace	1	0	0	0	0	0	0	0
Marty Reasoner	4	0	0	0	-1	0	0	0
Dylan Reese	1	0	0	0	-2	0	0	0
Mike Mottau	1	0	0	0	-1	0	0	0
Steve Staios	3	0	0	0	-3	0	0	0

GOALIE	GP	MINS	W-L-OT	GA	SA	SV	GAA	SV%
Eugen Nabokov	2	86	2-0-0	1	57	56	0.69	.982
Al Montoya	2	98	1-0-0	6	44	38	3.65	.864
Rick DiPietro	1	58	0-1-0	2	25	23	2.04	.920

## TEAM STATISTICS

### JETS

POWER PLAY:	0-6	(0.0%)
PENALTY KILLING:	8-9	(88.9%)

### GOALS BY PERIOD

1st	2nd	3rd	OT	TOTAL
5	1	4	0	10

### SHOTS BY PERIOD

1st	2nd	3rd	OT	TOTAL
45	32	45	5	127

### ISLANDERS

POWER PLAY:	1-9	(11.1%)
PENALTY KILLING:	6-6	(100.0%)

### GOALS BY PERIOD

1st	2nd	3rd	OT	TOTAL
3	3	4	0	10

### SHOTS BY PERIOD

1st	2nd	3rd	OT	TOTAL
42	46	30	2	120

# 2011-12 JETS OPPONENTS

## NEW YORK RANGERS



# NEW YORK RANGERS

## 2011-12 RECORD: 0-4-0



### 2011-12 RESULTS

#### AT WINNIPEG (0-2-0)

DATE/OPP.	RESULT	GWG
Oct. 24 vs. NYR	L 1-2	Callahan
Mar. 28 vs. NYR	L 2-4	Boyle

#### AT NY RANGERS (0-2-0)

DATE/OPP.	RESULT	GWG
Nov. 6 at NYR	L 0-3	Stepan
Jan. 24 at NYR	L 0-3	Callahan

### INDIVIDUAL STATISTICS

#### JETS

PLAYER	GP	G	A	PTS	+/-	PIM	PP	SH
Bryan Little	4	1	0	1	-1	0	0	0
Nik Antropov	2	1	0	1	0	2	0	0
Spencer Machacek	1	1	0	1	1	0	0	0
Ben Maxwell	3	0	1	1	1	0	0	0
Blake Wheeler	4	0	1	1	-3	4	0	0
Andrew Ladd	4	0	1	1	0	8	0	0
Alexander Burmistrov	3	0	1	1	-1	6	0	0
Evander Kane	3	0	1	1	-2	2	0	0
Mark Stuart	4	0	1	1	1	2	0	0
Eric Fehr	1	0	0	0	-1	4	0	0
Paul Postma	1	0	0	0	0	0	0	0
Jim Slater	3	0	0	0	0	2	0	0
Johnny Oduya	3	0	0	0	-2	0	0	0
Kyle Wellwood	4	0	0	0	-4	0	0	0
Tim Stapleton	3	0	0	0	0	0	0	0
Chris Thorburn	3	0	0	0	-1	12	0	0
Brett Festerling	1	0	0	0	0	2	0	0
Antti Miettinen	2	0	0	0	-2	0	0	0
Kendall McArdle	1	0	0	0	0	0	0	0
Ron Hainsey	2	0	0	0	0	0	0	0
Grant Clitsome	1	0	0	0	1	0	0	0
Aaron Gagnon	1	0	0	0	-1	0	0	0
Randy Jones	2	0	0	0	1	2	0	0
Tanner Glass	4	0	0	0	0	10	0	0
Dustin Byfuglien	3	0	0	0	-2	2	0	0
Tobias Enstrom	3	0	0	0	-3	0	0	0
Patrice Cormier	1	0	0	0	0	0	0	0
Mark Flood	1	0	0	0	0	2	0	0
Zach Bogosian	4	0	0	0	-3	0	0	0

GOALIE	GP	MINS	W-L-T	GA	SA	SV	GAA	SV%
Chris Mason	1	58	0-1-0	2	17	15	2.05	.882
Ondrej Pavelec	3	174	0-3-0	9	85	76	3.10	.894

#### RANGERS

PLAYER	GP	G	A	PTS	+/-	PIM	PP	SH
Ryan Callahan	4	3	2	5	1	0	2	0
Marian Gaborik	4	2	3	5	2	4	0	0
Michael Del Zotto	4	1	4	5	1	0	0	1
Derek Stepan	4	2	2	4	3	2	2	0
Ruslan Fedotenko	4	1	2	3	1	2	1	0
Brian Boyle	4	1	1	2	1	4	0	0
Brad Richards	4	1	1	2	1	0	0	0
Artem Anisimov	4	0	2	2	3	2	0	0
Dan Girardi	4	0	2	2	2	2	0	0
John Mitchell	2	1	0	1	-1	0	0	0
Ryan McDonagh	4	0	1	1	4	2	0	0
Anton Stralman	2	0	1	1	0	2	0	0
Marc Staal	2	0	0	0	2	0	0	0
Kris Newbury	1	0	0	0	0	0	0	0
Steve Eminger	2	0	0	0	0	0	0	0
Michael Sauer	1	0	0	0	0	0	0	0
Jeff Woywitka	2	0	0	0	0	0	0	0
Andre Deveau	1	0	0	0	0	0	0	0
Erik Christensen	1	0	0	0	0	0	0	0
Sean Avery	1	0	0	0	0	0	0	0
Tim Erixon	1	0	0	0	0	0	0	0
Mike Rupp	3	0	0	0	0	10	0	0
Brandon Prust	4	0	0	0	0	5	0	0
Stu Bickel	2	0	0	0	-1	7	0	0
Brandon Dubinsky	4	0	0	0	1	2	0	0
Carl Hagelin	2	0	0	0	-1	0	0	0
Wojtek Wolski	1	0	0	0	0	0	0	0

GOALIE	GP	MINS	W-L-T	GA	SA	SV	GAA	SV%
Henrik Lundqvist	2	120	2-0-0	2	46	44	1.00	.957
Martin Biron	2	120	2-0-0	1	51	50	0.50	.980

### TEAM STATISTICS

#### JETS

POWER PLAY:	0-12	(0.0%)
PENALTY KILLING:	15-20	(75.0%)

#### GOALS BY PERIOD

1st	2nd	3rd	OT	TOTAL
0	3	0	0	3

#### SHOTS BY PERIOD

1st	2nd	3rd	OT	TOTAL
34	28	35	0	97

#### RANGERS

POWER PLAY:	5-20	(25.0%)
PENALTY KILLING:	12-12	(100.0%)

#### GOALS BY PERIOD

1st	2nd	3rd	OT	TOTAL
1	5	6	0	12

#### SHOTS BY PERIOD

1st	2nd	3rd	OT	TOTAL
23	38	42	0	103



# OTTAWA SENATORS

## 2011-12 RECORD: 13-0



### 2011-12 RESULTS

#### AT WINNIPEG (0-2-0)

DATE/OPP.	RESULT	GWG
Nov. 29 vs. OTT	L 4-6	Smith
Mar. 26 vs. OTT	L 4-6	Alfredsson

#### AT OTTAWA (1-1-0)

DATE/OPP.	RESULT	GWG
Oct. 20 at OTT	L 1-4	Spezza
Jan. 16 at OTT	W 2-0	Slater

### INDIVIDUAL STATISTICS

#### JETS

PLAYER	GP	G	A	PTS	+/-	PIM	PP	SH
Evander Kane	4	3	1	4	3	2	1	0
Kyle Wellwood	4	1	3	4	-1	0	0	0
Antti Miettinen	2	2	0	2	-1	0	1	0
Dustin Byfuglien	3	1	1	2	-3	2	0	0
Tobias Enstrom	3	1	1	2	0	6	0	0
Alexander Burmistrov	4	1	1	2	-1	6	0	0
Jim Slater	3	1	1	2	0	0	0	0
Bryan Little	4	0	2	2	-5	0	0	0
Tanner Glass	4	0	2	2	1	2	0	0
Zach Bogosian	3	0	2	2	-2	2	0	0
Blake Wheeler	3	1	0	1	-1	2	0	0
Chris Thorburn	3	0	1	1	1	0	0	0
Ron Hainsey	2	0	1	1	1	0	0	0
Andrew Ladd	4	0	1	1	-8	0	0	0
Mark Flood	2	0	1	1	-1	0	0	0
Eric Fehr	2	0	1	1	-1	0	0	0
Derek Meech	1	0	0	0	0	0	0	0
Spencer Machacek	1	0	0	0	0	0	0	0
Johnny Oduya	3	0	0	0	-1	6	0	0
Brett MacLean	1	0	0	0	0	0	0	0
Ben Maxwell	1	0	0	0	0	0	0	0
Arturs Kulda	1	0	0	0	-1	0	0	0
Jason Jaffray	1	0	0	0	0	0	0	0
Tim Stapleton	3	0	0	0	-1	0	0	0
Nik Antropov	3	0	0	0	-2	2	0	0
Randy Jones	2	0	0	0	-1	0	0	0
Mark Scheifele	1	0	0	0	0	0	0	0
Mark Stuart	4	0	0	0	-3	5	0	0

GOALIE	GP	MINS	W-L-T	GA	SA	SV	GAA	SV%
Chris Mason	1	60	1-0-0	0	25	25	0.00	1.000
Ondrej Pavelec	3	174	0-3-0	13	96	83	4.46	.865

#### SENATORS

PLAYER	GP	G	A	PTS	+/-	PIM	PP	SH
Jason Spezza	4	2	5	7	1	6	0	0
Milan Michalek	4	5	1	6	0	0	1	0
Daniel Alfredsson	4	3	1	4	5	2	0	0
Zack Smith	4	2	2	4	4	0	1	0
Erik Karlsson	4	0	4	4	4	4	0	0
Erik Condra	4	0	3	3	2	4	0	0
Colin Greening	4	0	3	3	-1	0	0	0
Kyle Turris	2	1	1	2	2	0	0	0
Kaspars Daugavins	3	1	1	2	2	2	0	0
Nick Foligno	4	1	1	2	4	2	0	0
Chris Phillips	4	0	2	2	7	0	0	0
Chris Neil	3	1	0	1	-1	8	0	0
Filip Kuba	4	0	1	1	3	2	0	0
Sergei Gonchar	4	0	1	1	-1	4	0	0
Jesse Winchester	2	0	1	1	0	0	0	0
Peter Regin	1	0	0	0	0	0	0	0
Matt Carkner	2	0	0	0	1	5	0	0
Bobby Butler	2	0	0	0	-1	2	0	0
Nikita Filatov	1	0	0	0	0	0	0	0
Zenon Konopka	2	0	0	0	-1	2	0	0
Mika Zibanejad	1	0	0	0	0	0	0	0
Stephane Da Costa	1	0	0	0	0	0	0	0
David Rundblad	2	0	0	0	2	0	0	0
Jared Cowen	4	0	0	0	-6	0	0	0
Jim O'Brien	1	0	0	0	-1	0	0	0
Robert Klinskhammer	1	0	0	0	-1	0	0	0

GOALIE	GP	MINS	W-L-T	GA	SA	SV	GAA	SV%
Craig Anderson	4	239	3-1-0	11	162	151	2.76	.932

### TEAM STATISTICS

#### JETS

POWER PLAY:	2-16	(12.5%)
PENALTY KILLING:	10-12	(83.3%)

#### GOALS BY PERIOD

1st	2nd	3rd	OT	TOTAL
2	6	3	0	11

#### SHOTS BY PERIOD

1st	2nd	3rd	OT	TOTAL
53	51	58	0	162

#### SENATORS

POWER PLAY:	2-12	(16.7%)
PENALTY KILLING:	14-16	(87.5%)

#### GOALS BY PERIOD

1st	2nd	3rd	OT	TOTAL
2	6	8	0	16

#### SHOTS BY PERIOD

1st	2nd	3rd	OT	TOTAL
37	39	48	0	124

# 2011-12 JETS OPPONENTS

## PHILADELPHIA FLYERS



# PHILADELPHIA FLYERS

2011-12 RECORD: 3-0-1



## 2010-11 RESULTS

### AT WINNIPEG (1-0-1)

DATE/OPP.	RESULT	GWG
Nov. 19 vs. PHI	W 6-4	Byfuglien
Feb. 21 vs. PHI	OTL 4-5	Jagr

### AT PHILADELPHIA (2-0-0)

DATE/OPP.	RESULT	GWG
Oct. 27 at PHI	W 9-8	Ladd
Jan. 31 at PHI	SOW 2-1	Little

## INDIVIDUAL STATISTICS

### JETS

PLAYER	GP	G	A	PTS	+/-	PIM	PP	SH
Bryan Little	4	2	4	6	1	0	1	0
Dustin Byfuglien	3	2	4	6	1	2	2	0
Blake Wheeler	4	0	6	6	3	0	0	0
Andrew Ladd	4	4	1	5	1	2	2	0
Nik Antropov	4	2	3	5	1	2	1	0
Tim Stapleton	2	0	5	5	0	0	0	0
Evander Kane	3	2	2	4	-1	8	2	0
Kyle Wellwood	4	1	2	3	-1	0	0	0
Tanner Glass	4	1	2	3	-1	4	0	0
Jim Slater	4	2	0	2	-3	6	0	1
Chris Thorburn	4	1	1	2	-3	7	0	0
Alexander Burmistrov	3	1	1	2	-1	4	0	0
Tobias Enstrom	3	0	2	2	1	2	0	0
Randy Jones	3	1	0	1	2	0	0	0
Mark Stuart	4	1	0	1	-1	0	0	0
Ron Hainsey	2	0	1	1	-2	0	0	0
Zach Bogosian	3	0	0	0	-3	2	0	0
Johnny Oduya	4	0	0	0	-3	4	0	0
Spencer Machacek	1	0	0	0	0	0	0	0
Arturs Kulda	1	0	0	0	1	0	0	0
Jason Jaffray	1	0	0	0	0	0	0	0
Antti Miettinen	1	0	0	0	0	0	0	0
Kennel McArdle	1	0	0	0	0	2	0	0
Aaron Gagnon	1	0	0	0	0	0	0	0
Mark Flood	1	0	0	0	2	0	0	0
Eric Fehr	3	0	0	0	1	0	0	0
GOALIE	GP	MINS	W-L-T	GA	SA	SV	GAA	SV%
Ondrej Pavelec	4	240	3-0-1	17	157	140	4.24	.892
Chris Mason	1	8	0-0-0	1	5	4	7.10	.800

### FLYERS

PLAYER	GP	G	A	PTS	+/-	PIM	PP	SH
Scott Hartnell	4	4	3	7	1	2	3	0
Claude Giroux	4	2	4	6	-1	0	1	0
Danny Briere	3	2	4	6	3	6	0	0
Kimmo Timonen	4	0	5	5	3	2	0	0
James Van Riemsdyk	3	2	2	4	1	0	0	0
Matt Calre	4	0	4	4	-3	2	0	0
Matt Read	4	3	0	3	0	2	0	0
Jaromir Jagr	3	1	2	3	-1	2	0	0
Maxime Talbot	4	2	0	2	0	4	0	0
Wayne Simmonds	4	1	1	2	2	0	0	0
Andrej Meszaros	4	0	2	2	4	2	0	0
Chris Pronger	1	0	2	2	-2	2	0	0
Brayden Schenn	2	1	0	1	-1	0	1	0
Jakub Voracek	4	0	1	1	1	2	0	0
Nicklas Grossman	1	0	1	1	0	0	0	0
Braydon Coburn	4	0	1	1	0	4	0	0
Andreas Lilja	2	0	1	1	0	4	0	0
Erik Gustafsson	2	0	0	0	-2	2	0	0
Zac Rinaldo	3	0	0	0	0	2	0	0
Pavel Kubina	1	0	0	0	0	0	0	0
Ben Holmstrom	1	0	0	0	0	0	0	0
Marc-Andre Bourdon	1	0	0	0	-1	0	0	0
Tom Sestito	1	0	0	0	0	5	0	0
Harrison Zolnierczyk	1	0	0	0	0	2	0	0
Jody Shelley	3	0	0	0	-1	10	0	0
Sean Couturier	4	0	0	0	1	0	0	0
GOALIE	GP	MINS	W-L-T	GA	SA	SV	GAA	SV%
Ilya Bryzgalov	3	162	1-1-1	9	60	51	3.33	.850
Sergei Bobrovsky	2	83	0-1-0	10	54	44	7.21	.815

## TEAM STATISTICS

### JETS

POWER PLAY:	8-19	(42.1%)
PENALTY KILLING:	12-17	(70.6%)

### GOALS BY PERIOD

1st	2nd	3rd	OT	TOTAL
7	8	5	0	20

### SHOTS BY PERIOD

1st	2nd	3rd	OT	TOTAL
46	42	22	5	115

### FLYERS

POWER PLAY:	5-17	(29.4%)
PENALTY KILLING:	11-19	(57.9%)

### GOALS BY PERIOD

1st	2nd	3rd	OT	TOTAL
4	6	7	1	18

### SHOTS BY PERIOD

1st	2nd	3rd	OT	TOTAL
42	52	60	8	162



# PHOENIX COYOTES

2011-12 RECORD: 1-1-0



## 2011-12 RESULTS

### AT WINNIPEG (1-0-0)

DATE/OPP.	RESULT	GWG
Dec. 1 vs. PHX	W 1-0	Little

### AT PHOENIX (0-1-0)

DATE/OPP.	RESULT	GWG
Oct. 15 at PHX	L 1-4	Ekman-Larsson

## INDIVIDUAL STATISTICS

### JETS

PLAYER	GP	G	A	PTS	+/-	PIM	PP	SH
Blake Wheeler	2	0	2	2	-1	0	0	0
Andrew Ladd	2	1	0	1	-1	2	0	0
Bryan Little	2	1	0	1	-1	2	0	0
Tobias Enstrom	1	0	1	1	1	0	0	0
Evander Kane	2	0	1	1	1	2	0	0
Randy Jones	1	0	0	0	-3	0	0	0
Tanner Glass	2	0	0	0	0	0	0	0
Dustin Byfuglien	2	0	0	0	-3	0	0	0
Mark Flood	1	0	0	0	0	0	0	0
Mark Stuart	2	0	0	0	1	2	0	0
Jim Slater	2	0	0	0	-1	0	0	0
Mark Scheifele	1	0	0	0	1	0	0	0
Johnny Oduya	1	0	0	0	0	0	0	0
Alexander Burmistrov	2	0	0	0	0	0	0	0
Kyle Wellwood	2	0	0	0	0	0	0	0
Chris Thorburn	2	0	0	0	-1	0	0	0
Carl Klingberg	1	0	0	0	0	0	0	0
Jason Jaffray	1	0	0	0	0	0	0	0
Zach Bogosian	2	0	0	0	1	0	0	0
Ron Hainsey	1	0	0	0	1	4	0	0
Arturs Kulda	1	0	0	0	0	2	0	0
Nik Antropov	1	0	0	0	0	0	0	0
Tim Stapleton	2	0	0	0	0	0	0	0

GOALIE	GP	MINS	W-L-T	GA	SA	SV	GAA	SV%
Ondrej Pavelec	1	59	1-0-0	0	33	33	0.00	1.000
Chris Mason	1	60	0-1-0	4	34	30	4.00	.882

### TEAM STATISTICS

### JETS

POWER PLAY:	0-7	(50.0%)
PENALTY KILLING:	6-7	(85.7%)

### GOALS BY PERIOD

1st	2nd	3rd	OT	TOTAL
1	1	0	0	2

### SHOTS BY PERIOD

1st	2nd	3rd	OT	TOTAL
15	18	17	0	50

### COYOTES

PLAYER	GP	G	A	PTS	+/-	PIM	PP	SH
Oliver Ekman-Larsson	2	2	0	2	2	0	0	0
Ray Whitney	2	1	1	2	1	0	1	0
Shane Doan	2	0	2	2	0	0	0	0
Daymond Langkow	2	1	0	1	0	2	0	0
Martin Hanzal	2	0	1	1	-1	0	0	0
Boyd Gordon	2	0	1	1	2	0	0	0
Taylor Pyatt	2	0	1	1	2	0	0	0
Lauri Korpikoski	2	0	0	0	1	0	0	0
Petteri Nokelainen	1	0	0	0	0	0	0	0
Paul Bissonnette	1	0	0	0	0	2	0	0
Raffi Torres	2	0	0	0	1	0	0	0
Rostislav Klesla	2	0	0	0	-2	0	0	0
Radim Vrbata	2	0	0	0	-1	0	0	0
Derek Morris	2	0	0	0	0	2	0	0
Kyle Turris	1	0	0	0	0	0	0	0
Patrick O'Sullivan	1	0	0	0	0	0	0	0
Adrian Aucoin	2	0	0	0	3	2	0	0
Mikkel Boedker	2	0	0	0	-2	2	0	0
David Schlemko	2	0	0	0	-2	2	0	0
Keith Yandle	2	0	0	0	1	0	0	0

GOALIE	GP	MINS	W-L-T	GA	SA	SV	GAA	SV%
Mike Smith	2	118	1-1-0	2	50	48	1.01	.960

### COYOTES

POWER PLAY:	1-7	(14.3%)
PENALTY KILLING:	7-7	(100.0%)

### GOALS BY PERIOD

1st	2nd	3rd	OT	TOTAL
2	1	1	0	4

### SHOTS BY PERIOD

1st	2nd	3rd	OT	TOTAL
22	26	19	0	67



# 2011-12 JETS OPPONENTS

## PITTSBURGH PENGUINS



# PITTSBURGH PENGUINS

2011-12 RECORD: 1-3-0



## 2011-12 RESULTS

### AT WINNIPEG (1-1-0)

DATE/OPP.	RESULT	GWG
Oct. 17 vs. PIT	W 2-1	Glass
Dec. 23 vs. PIT	L 1-4	Neal

### AT PITTSBURGH (0-2-0)

DATE/OPP.	RESULT	GWG
Feb. 11 at PIT	L 5-8	Park
Mar. 20 at PIT	L 4-8	Malkin

## INDIVIDUAL STATISTICS

### JETS

PLAYER	GP	G	A	PTS	+/-	PIM	PP	SH
Bryan Little	3	3	1	4	-2	2	1	0
Alexander Burmistrov	4	2	2	4	0	2	0	0
Tim Stapleton	4	2	1	3	3	0	0	0
Tobias Enstrom	4	0	3	3	-5	4	0	0
Blake Wheeler	4	0	3	3	-3	2	0	0
Kyle Wellwood	4	2	0	2	-2	0	0	0
Tanner Glass	4	1	1	2	-4	7	0	0
Dustin Byfuglien	4	1	1	2	-6	6	0	0
Andrew Ladd	4	0	2	2	-2	2	0	0
Spencer Machacek	1	0	2	2	2	0	0	0
Jim Slater	4	1	0	1	-4	5	0	0
Evander Kane	3	0	1	1	-2	0	0	0
Zach Bogosian	4	0	1	1	-2	0	0	0
Antti Miettinen	3	0	1	1	-4	0	0	0
Ron Hainsey	4	0	1	1	4	2	0	0
Ben Maxwell	1	0	1	1	1	0	0	0
Nik Antropov	3	0	1	1	0	4	0	0
Mark Stuart	4	0	0	0	-2	0	0	0
Eric Fehr	1	0	0	0	0	0	0	0
Mark Scheifele	1	0	0	0	0	0	0	0
Johnny Oduya	3	0	0	0	1	0	0	0
Chris Thorburn	3	0	0	0	-1	9	0	0
Brett MacLean	1	0	0	0	0	0	0	0
Grant Clitsome	1	0	0	0	-2	0	0	0

GOALIE	GP	MINS	W-L-T	GA	SA	SV	GAA	SV%
Ondrej Pavelec	4	212	1-3-0	18	131	113	5.08	.863
Chris Mason	1	27	0-0-0	3	11	8	6.63	.727

### PENGUINS

PLAYER	GP	G	A	PTS	+/-	PIM	PP	SH
Evgeni Malkin	3	3	8	11	7	0	0	0
James Neal	4	5	2	7	6	6	1	0
Chris Kunitz	4	1	6	7	5	2	1	0
Jordan Staal	4	2	2	4	-2	8	1	0
Kris Letang	3	2	2	4	3	4	1	0
Sidney Crosby	1	0	4	4	3	0	0	0
Matt Cooke	4	0	4	4	0	0	0	0
Tyler Kennedy	2	2	1	3	2	0	0	0
Pascal Dupuis	4	2	1	3	-1	0	0	0
Brooks Orpik	3	0	2	2	6	0	0	0
Steve Sullivan	4	0	2	2	1	2	0	0
Dustin Jeffrey	1	1	0	1	-1	0	0	0
Zbynek Michalek	4	1	0	1	1	0	0	0
Richard Park	2	1	0	1	1	5	0	0
Joe Vitale	3	1	0	1	1	0	0	0
Paul Martin	3	0	1	1	3	0	0	0
Alexandre Picard	1	0	1	1	1	0	0	0
Craig Adams	4	0	1	1	1	6	0	0
Matt Niskanen	4	0	0	0	-1	4	0	0
Eric Tangradi	1	0	0	0	-1	0	0	0
Steve MacIntyre	1	0	0	0	0	0	0	0
Cal O'Reilly	1	0	0	0	-2	0	0	0
Deryk Engelland	3	0	0	0	0	5	0	0
Simon Despres	1	0	0	0	-1	0	0	0
Jason Williams	1	0	0	0	0	0	0	0
Arron Asham	3	0	0	0	-1	5	0	0
Ben Lovejoy	2	0	0	0	0	5	0	0
Mark Letestu	1	0	0	0	0	0	0	0

GOALIE	GP	MINS	W-L-T	GA	SA	SV	GAA	SV%
Marc-Andre Fleury	3	178	2-1-0	8	78	70	2.69	.897
Brad Thiessen	1	59	1-0-0	4	30	26	4.03	.867

## TEAM STATISTICS

### JETS

POWER PLAY: 1-10	(10.0%)
PENALTY KILLING: 9-13	(69.2%)

### GOALS BY PERIOD

1st	2nd	3rd	OT	TOTAL
6	4	2	0	12

### SHOTS BY PERIOD

1st	2nd	3rd	OT	TOTAL
38	32	38	0	108

### PENGUINS

POWER PLAY: 4-13	(30.8%)
PENALTY KILLING: 9-10	(90.0%)

### GOALS BY PERIOD

1st	2nd	3rd	OT	TOTAL
5	8	8	0	21

### SHOTS BY PERIOD

1st	2nd	3rd	OT	TOTAL
48	56	38	0	142



# ST. LOUIS BLUES

2011-12 RECORD: 0-0-1



## 2011-12 RESULTS

### AT WINNIPEG (0-0-1)

DATE/OPP.	RESULT	GWG
Feb. 25 vs. STL	SO L 2-3	Perron

### AT ST. LOUIS (0-0-0)

DATE/OPP.	RESULT	GWG
No Games		

## INDIVIDUAL STATISTICS

### JETS

PLAYER	GP	G	A	PTS	+/-	PIM	PP	SH
Blake Wheeler	1	2	0	2	2	0	0	0
Dustin Byfuglien	1	0	2	2	1	0	0	0
Evander Kane	1	0	1	1	0	0	0	0
Andrew Ladd	1	0	1	1	1	0	0	0
Chris Thorburn	1	0	0	0	-1	0	0	0
Antti Miettinen	1	0	0	0	0	0	0	0
Ron Hainsey	1	0	0	0	-1	0	0	0
Alexander Burmistrov	1	0	0	0	1	2	0	0
Nik Antropov	1	0	0	0	-1	0	0	0
Brian Little	1	0	0	0	1	0	0	0
Tim Stapleton	1	0	0	0	-1	0	0	0
Randy Jones	1	0	0	0	0	0	0	0
Tanner Glass	1	0	0	0	-1	0	0	0
Tobias Enstrom	1	0	0	0	1	0	0	0
Mark Stuart	1	0	0	0	0	0	0	0
Jim Slater	1	0	0	0	-1	0	0	0
Johnny Oduya	1	0	0	0	-1	2	0	0
Kyle Wellwood	1	0	0	0	0	0	0	0
GOALIE	GP	MINS	W-L-T	GA	SA	SV	GAA	SV%
Chris Mason	1	65	0-0-1	2	16	14	1.85	.875

### BLUES

PLAYER	GP	G	A	PTS	+/-	PIM	PP	SH
T.J. Oshie	1	0	2	2	2	0	0	0
David Perron	1	1	0	1	1	0	0	0
David Backes	1	1	0	1	1	0	0	0
Patrik Berglund	1	0	1	1	0	0	0	0
Andy McDonald	1	0	1	1	0	0	0	0
Barret Jackman	1	0	0	0	-1	0	0	0
Kent Huskins	1	0	0	0	2	0	0	0
Scott Nichol	1	0	0	0	0	0	0	0
Alex Pietrangelo	1	0	0	0	-1	0	0	0
Jason Arnott	1	0	0	0	0	0	0	0
Kevin Shattenkirk	1	0	0	0	0	0	0	0
Chris Stewart	1	0	0	0	-2	0	0	0
Ryan Reaves	1	0	0	0	0	0	0	0
Vladimir Sobotka	1	0	0	0	-1	0	0	0
Roman Polak	1	0	0	0	1	0	0	0
Chris Porter	1	0	0	0	-1	0	0	0
Brandon Crombeen	1	0	0	0	0	0	0	0
Carlo Colaiacovo	1	0	0	0	-1	0	0	0
GOALIE	GP	MINS	W-L-T	GA	SA	SV	GAA	SV%
Jaroslav Halak	1	65	1-0-0	2	41	39	1.85	.951

## TEAM STATISTICS

### JETS

POWER PLAY:	0-2	(0.0%)
PENALTY KILLING:	1-1	(100.0%)

### GOALS BY PERIOD

1st	2nd	3rd	OT	TOTAL
0	2	0	0	2

### SHOTS BY PERIOD

1st	2nd	3rd	OT	TOTAL
16	17	8	0	41

### BLUES

POWER PLAY:	0-1	(0.0%)
PENALTY KILLING:	2-2	(100.0%)

### GOALS BY PERIOD

1st	2nd	3rd	OT	TOTAL
2	0	0	0	2

### SHOTS BY PERIOD

1st	2nd	3rd	OT	TOTAL
6	4	6	0	16

# 2011-12 JETS OPPONENTS

## SAN JOSE SHARKS



# SAN JOSE SHARKS

## 2011-12 RECORD: 0-1-0



### 2011-12 RESULTS

#### AT WINNIPEG (0-1-0)

DATE/OPP.	RESULT	GWG
Jan. 12 vs. SJ	1-0-2	Couture

#### AT SAN JOSE (0-0-0)

DATE/OPP.	RESULT	GWG
No Games		

### INDIVIDUAL STATISTICS

#### JETS

PLAYER	GP	G	A	PTS	+/-	PIM	PP	SH
Johnny Oduya	1	0	0	0	0	0	0	0
Kyle Wellwood	1	0	0	0	0	2	0	0
Chris Thorburn	1	0	0	0	0	0	0	0
Antti Miettinen	1	0	0	0	-1	0	0	0
Ron Hainsey	1	0	0	0	-1	0	0	0
Alexander Burmistrov	1	0	0	0	-2	0	0	0
Nik Antropov	1	0	0	0	0	0	0	0
Evander Kane	1	0	0	0	-1	0	0	0
Bryan Little	1	0	0	0	0	0	0	0
Blake Wheeler	1	0	0	0	0	2	0	0
Andrew Ladd	1	0	0	0	0	2	0	0
Randy Jones	1	0	0	0	-1	0	0	0
Tanner Glass	1	0	0	0	-1	0	0	0
Tobias Enstrom	1	0	0	0	-1	0	0	0
Mark Flood	1	0	0	0	0	0	0	0
Mark Stuart	1	0	0	0	-1	0	0	0
Eric Fehr	1	0	0	0	-1	0	0	0
Jim Slater	1	0	0	0	0	0	0	0
GOALIE	GP	MINS	W-L-T	GA	SA	SV	GAA	SV%
Ondrej Pavelec	1	58	0-1-0	2	37	35	2.04	.946

#### SHARKS

PLAYER	GP	G	A	PTS	+/-	PIM	PP	SH
Brad Winchester	1	1	0	1	1	2	0	0
Logan Couture	1	1	0	1	1	0	0	0
Benn Ferriero	1	0	1	1	1	0	0	0
Andrew Desjardins	1	0	1	1	1	0	0	0
Brent Burns	1	0	1	1	1	2	0	0
Andrew Murray	1	0	1	1	1	0	0	0
Douglas Murray	1	0	0	0	1	0	0	0
Dan Boyle	1	0	0	0	1	0	0	0
Patrick Marleau	1	0	0	0	0	0	0	0
Joe Thornton	1	0	0	0	0	0	0	0
Jason Demers	1	0	0	0	0	0	0	0
Michal Handzus	1	0	0	0	0	0	0	0
Justin Braun	1	0	0	0	0	0	0	0
Jamie McGinn	1	0	0	0	0	0	0	0
Marc-Edouard Vlasic	1	0	0	0	1	0	0	0
Torrey Mitchell	1	0	0	0	0	0	0	0
Joe Pavelski	1	0	0	0	0	0	0	0
Ryane Clowe	1	0	0	0	1	0	0	0
GOALIE	GP	MINS	W-L-T	GA	SA	SV	GAA	SV%
Antti Niemi	1	60	1-0-0	0	24	24	0.00	1.000

### TEAM STATISTICS

#### JETS

POWER PLAY:	0-2	(0.0%)
PENALTY KILLING:	2-2	(100.0%)

#### GOALS BY PERIOD

1st	2nd	3rd	OT	TOTAL
0	0	0	0	0

#### SHOTS BY PERIOD

1st	2nd	3rd	OT	TOTAL
10	8	6	0	24

#### SHARKS

POWER PLAY:	0-2	(0.0%)
PENALTY KILLING:	2-2	(100.0%)

#### GOALS BY PERIOD

1st	2nd	3rd	OT	TOTAL
0	1	1	0	2

#### SHOTS BY PERIOD

1st	2nd	3rd	OT	TOTAL
14	9	14	0	37



# TAMPA BAY LIGHTNING

## 2011-12 RECORD: 3-1-2



### 2011-12 RESULTS

#### AT WINNIPEG (2-0-1)

DATE/OPP.	RESULT	GWG
Nov. 14 vs. TB	W 5-2	Flood
Feb. 23 vs. TB	W 4-3	Byfuglien
Apr. 7 vs. TB	OTL 3-4	Purcell

#### AT TAMPA BAY (1-1-1)

DATE/OPP.	RESULT	GWG
Oct. 29 at TB	L 0-1	Lecavalier
Feb. 2 at TB	OTW 2-1	Wellwood
Mar. 31 at TB	OTL 2-3	Stamkos

### INDIVIDUAL STATISTICS

#### JETS

PLAYER	GP	G	A	PTS	+/-	PIM	PP	SH
Andrew Ladd	6	2	4	6	0	19	0	0
Dustin Byfuglien	6	2	4	6	-2	4	1	0
Evander Kane	5	2	3	5	2	6	1	0
Blake Wheeler	6	1	4	5	-1	6	0	0
Jim Slater	6	2	1	3	3	4	0	0
Kyle Wellwood	5	2	1	3	3	0	0	0
Tim Stapleton	5	1	2	3	0	2	0	0
Antti Miettinen	3	1	1	2	3	0	0	0
Tanner Glass	4	1	1	2	0	8	0	0
Mark Flood	3	1	1	2	0	0	1	0
Bryan Little	6	0	2	2	-2	4	0	0
Nik Antropov	6	1	0	1	2	0	0	0
Grant Clitsome	2	0	1	1	0	4	0	0
Tobias Enstrom	5	0	1	1	0	6	0	0
Alexander Burmistrov	6	0	1	1	2	2	0	0
Mark Stuart	6	0	1	1	-1	6	0	0
Johnny Oduya	4	0	1	1	4	2	0	0
Chris Thorburn	6	0	1	1	1	0	0	0
Jason Jaffray	1	0	0	0	0	0	0	0
Kenndal McArdle	1	0	0	0	0	0	0	0
Ron Hainsey	3	0	0	0	1	7	0	0
Aaron Gagnon	1	0	0	0	0	0	0	0
Randy Jones	2	0	0	0	1	0	0	0
Patrice Cormier	1	0	0	0	-1	0	0	0
Eric Fehr	1	0	0	0	0	0	0	0
Zach Bogosian	5	0	0	0	3	4	0	0
Spencer Machacek	2	0	0	0	-1	0	0	0
Arturs Kulda	1	0	0	0	0	0	0	0

GOALIE	GP	MINS	W-L-T	GA	SA	SV	GAA	SV%
Ondrej Pavelec	6	362	3-1-2	14	179	165	2.31	.922

#### LIGHTNING

PLAYER	GP	G	A	PTS	+/-	PIM	PP	SH
Steven Stamkos	6	4	5	9	2	4	1	0
Teddy Purcell	6	4	3	7	2	0	0	0
Martin St. Louis	6	2	3	5	2	0	1	0
Vincent Lecavalier	5	1	3	4	2	0	1	0
Ryan Malone	4	2	1	3	-1	11	1	0
Victor Hedman	6	1	2	3	1	19	0	0
Brian Lee	2	0	2	2	0	0	0	0
Eric Brewer	6	0	1	1	-3	4	0	0
Matt Gilroy	4	0	1	1	0	4	0	0
J.T. Brown	2	0	1	1	2	0	0	0
Dominic Moore	3	0	0	0	0	2	0	0
Trevor Smith	1	0	0	0	0	0	0	0
Mike Angelidis	1	0	0	0	0	0	0	0
Adam Hall	4	0	0	0	-1	0	0	0
Pierre-Cedric Labrie	1	0	0	0	0	0	0	0
Brendan Mikkelson	4	0	0	0	-1	0	0	0
James Wyman	4	0	0	0	-3	4	0	0
Bruno Gervais	3	0	0	0	-2	0	0	0
Pavel Kubina	3	0	0	0	-2	2	0	0
Brett Connolly	5	0	0	0	-1	0	0	0
Brett Clark	6	0	0	0	-1	0	0	0
Mike Commodore	1	0	0	0	-2	0	0	0
Tom Pyatt	6	0	0	0	-2	0	0	0
Steve Downie	3	0	0	0	-3	4	0	0
Keith Aulie	2	0	0	0	0	0	0	0
Ryan Shannon	4	0	0	0	-3	0	0	0
Tim Wallace	1	0	0	0	0	2	0	0
Nate Thompson	6	0	0	0	-3	0	0	0
Marc-Andre Bergeron	2	0	0	0	0	0	0	0
Brandon Segal	1	0	0	0	0	0	0	0

GOALIE	GP	MINS	W-L-T	GA	SA	SV	GAA	SV%
Dwayne Roloson	4	189	2-1-0	7	97	90	2.22	.928
Sebastien Caron	1	60	1-0-0	2	28	26	1.98	.929
Mathieu Garon	3	113	0-1-1	7	59	52	3.69	.881

### TEAM STATISTICS

#### JETS

POWER PLAY:	3-14	(21.4%)
PENALTY KILLING:	24-28	(85.7%)

#### GOALS BY PERIOD

1st	2nd	3rd	OT	TOTAL
4	8	3	1	16

#### SHOTS BY PERIOD

1st	2nd	3rd	OT	TOTAL
64	57	60	3	184

#### LIGHTNING

POWER PLAY:	4-28	(14.3%)
PENALTY KILLING:	11-14	(78.6%)

#### GOALS BY PERIOD

1st	2nd	3rd	OT	TOTAL
2	3	7	2	14

#### SHOTS BY PERIOD

1st	2nd	3rd	OT	TOTAL
52	66	59	2	179

# 2011-12 JETS OPPONENTS

## TORONTO MAPLE LEAFS



# TORONTO MAPLE LEAFS

## 2011-12 RECORD: 2-1-1



### 2011-12 RESULTS

#### AT WINNIPEG (2-0-0)

DATE/OPP.	RESULT	GWG
Dec. 31 vs. TOR	W 3-2	Wheeler
Feb. 7 vs. TOR	W 2-1	Little

#### AT TORONTO (0-1-1)

DATE/OPP.	RESULT	GWG
Oct. 29 at TOR	SOL 3-4	Lupul
Jan. 5 at TOR	L 0-4	Kessel

### INDIVIDUAL STATISTICS

#### JETS

PLAYER	GP	G	A	PTS	+/-	PIM	PP	SH
Blake Wheeler	4	1	1	2	-1	0	1	0
Tobias Enstrom	4	1	1	2	-1	0	1	0
Zach Bogosian	4	1	1	2	-1	2	1	0
Bryan Little	2	1	1	2	1	2	0	0
Dustin Byfuglien	2	0	2	2	-1	0	0	0
Johnny Oduya	4	0	2	2	-2	5	0	0
Kyle Wellwood	3	0	2	2	1	0	0	0
Antti Miettinen	3	0	2	2	-2	0	0	0
Andrew Ladd	4	1	0	1	2	6	0	0
Mark Scheifele	1	1	0	1	0	0	1	0
Alexander Burmistrov	4	1	0	1	0	4	0	0
Chris Thorburn	4	1	0	1	-1	0	0	0
Ron Hainsey	3	0	1	1	1	0	0	0
Nik Antropov	4	0	1	1	2	2	0	0
Jim Slater	3	0	1	1	-3	0	0	0
Brett MacLean	1	0	1	1	1	0	0	0
Aaron Gagnon	1	0	0	0	0	0	0	0
Randy Jones	1	0	0	0	0	0	0	0
Tanner Glass	4	0	0	0	-3	2	0	0
Mark Flood	1	0	0	0	0	0	0	0
Mark Stuart	4	0	0	0	-1	2	0	0
Eric Fehr	3	0	0	0	0	0	0	0
Evander Kane	4	0	0	0	-2	0	0	0
Derek Meech	1	0	0	0	1	4	0	0
Patrice Cormier	1	0	0	0	0	0	0	0
Tim Stapleton	2	0	0	0	-1	0	0	0

GOALIE	GP	MINS	W-L-T	GA	SA	SV	GAA	SV%
Ondrej Pavelec	3	194	2-0-1	6	65	59	1.95	.908
Chris Mason	1	59	0-1-0	4	25	21	4.02	.840

#### MAPLE LEAFS

PLAYER	GP	G	A	PTS	+/-	PIM	PP	SH
Phil Kessel	4	4	2	6	4	4	1	0
Joffrey Lupul	4	2	2	4	4	0	1	0
Dion Phaneuf	4	0	4	4	3	2	0	0
Tim Connolly	3	1	2	3	2	2	0	0
Clarke MacArthur	4	2	0	2	0	0	2	0
Mikhail Grabovski	4	1	1	2	0	0	0	0
Tyler Bozak	2	0	2	2	0	0	0	0
John-Michael Liles	2	0	2	2	-2	0	0	0
Carl Gunnarson	4	0	2	2	2	0	0	0
Nikolai Kulemin	4	0	1	1	0	0	0	0
Cody Franson	3	0	1	1	0	2	0	0
Joey Crabb	3	0	1	1	1	9	0	0
Mike Brown	2	0	0	0	0	0	0	0
Philippe Dupuis	1	0	0	0	0	0	0	0
Nazem Kadri	2	0	0	0	0	2	0	0
Keith Aulie	2	0	0	0	0	2	0	0
David Steckel	4	0	0	0	0	0	0	0
Darryl Boyce	2	0	0	0	0	0	0	0
Colby Armstrong	2	0	0	0	0	0	0	0
Mike Komisarek	1	0	0	0	0	4	0	0
Matthew Lombardi	4	0	0	0	-2	2	0	0
Jake Gardiner	4	0	0	0	1	0	0	0
Luke Schenn	4	0	0	0	-1	2	0	0
Matt Frattin	3	0	0	0	-1	0	0	0

GOALIE	GP	MINS	W-L-T	GA	SA	SV	GAA	SV%
James Reimer	2	118	1-1-0	2	53	51	1.01	.962
Jonas Gustavsson	2	123	1-1-0	6	64	58	2.91	.906

### TEAM STATISTICS

#### JETS

POWER PLAY:	4-13	(30.8%)
PENALTY KILLING:	8-12	(66.7%)

#### GOALS BY PERIOD

1st	2nd	3rd	OT	TOTAL
2	6	0	0	8

#### SHOTS BY PERIOD

1st	2nd	3rd	OT	TOTAL
39	36	39	3	117

#### MAPLE LEAFS

POWER PLAY:	4-12	(33.3%)
PENALTY KILLING:	9-13	(69.2%)

#### GOALS BY PERIOD

1st	2nd	3rd	OT	TOTAL
4	2	4	0	10

#### SHOTS BY PERIOD

1st	2nd	3rd	OT	TOTAL
28	25	36	1	90



# VANCOUVER CANUCKS

2011-12 RECORD: 0-1-0



## 2011-12 RESULTS

### AT WINNIPEG (0-0-0)

DATE/OPP.	RESULT	GWG
No Games		

### AT VANCOUVER (0-1-0)

DATE/OPP.	RESULT	GWG
Mar. 8 at VAN	L 2-3	Pahlsson

## INDIVIDUAL STATISTICS

### JETS

PLAYER	GP	G	A	PTS	+/-	PIM	PP	SH
Blake Wheeler	1	1	0	1	-1	0	0	0
Kyle Wellwood	1	1	0	1	0	0	0	0
Evander Kane	1	0	1	1	1	0	0	0
Andrew Ladd	1	0	1	1	-3	0	0	0
Chris Thorburn	1	0	0	0	0	0	0	0
Antti Miettinen	1	0	0	0	0	0	0	0
Ron Hainsey	1	0	0	0	-1	0	0	0
Alexander Burmistrov	1	0	0	0	0	0	0	0
Nik Antropov	1	0	0	0	0	0	0	0
Bryan Little	1	0	0	0	-2	0	0	0
Tim Stapleton	1	0	0	0	0	0	0	0
Grant Clitsome	1	0	0	0	-1	2	0	0
Randy Jones	1	0	0	0	1	0	0	0
Tanner Glass	1	0	0	0	1	0	0	0
Dustin Byfuglien	1	0	0	0	0	0	0	0
Tobias Enstrom	1	0	0	0	-1	0	0	0
Mark Stuart	1	0	0	0	1	0	0	0
Jim Slater	1	0	0	0	0	0	0	0
GOALIE	GP	MINS	W-L-T	GA	SA	SV	GAA	SV%
Ondrej Pavelec	1	58	0-1-0	3	45	42	3.06	.933

### CANUCKS

PLAYER	GP	G	A	PTS	+/-	PIM	PP	SH
Sammy Pahlsson	1	1	0	1	1	0	0	0
Alexander Edler	1	1	0	1	-1	2	0	0
Ryan Kesler	1	1	0	1	1	2	0	1
Sami Salo	1	0	1	1	1	0	0	0
Jannik Hansen	1	0	1	1	1	0	0	0
Chris Higgins	1	0	1	1	0	0	0	0
Kevin Bieksa	1	0	1	1	1	0	0	0
Daniel Sedin	1	0	0	0	0	0	0	0
Manny Malhotra	1	0	0	0	-1	0	0	0
Chris Tanev	1	0	0	0	0	0	0	0
Zack Kassian	1	0	0	0	-1	0	0	0
Marc-Andre Gragnani	1	0	0	0	1	2	0	0
Mason Raymond	1	0	0	0	1	0	0	0
David Booth	1	0	0	0	0	0	0	0
Maxim Lapierre	1	0	0	0	-1	0	0	0
Alexandre Burrows	1	0	0	0	1	0	0	0
Dan Hamhuis	1	0	0	0	0	0	0	0
Henrik Sedin	1	0	0	0	0	0	0	0
GOALIE	GP	MINS	W-L-T	GA	SA	SV	GAA	SV%
Cory Schneider	1	60	1-0-0	2	32	30	2.00	.938

## TEAM STATISTICS

### JETS

POWER PLAY:	0-3	(0.0%)
PENALTY KILLING:	1-1	(100.0%)

### GOALS BY PERIOD

1st	2nd	3rd	OT	TOTAL
0	1	1	0	2

### SHOTS BY PERIOD

1st	2nd	3rd	OT	TOTAL
11	9	12	0	32

### CANUCKS

POWER PLAY:	0-1	(0.0%)
PENALTY KILLING:	3-3	(100.0%)

### GOALS BY PERIOD

1st	2nd	3rd	OT	TOTAL
0	1	2	0	3

### SHOTS BY PERIOD

1st	2nd	3rd	OT	TOTAL
20	12	13	0	45



# 2011-12 JETS OPPONENTS

## WASHINGTON CAPITALS



# WASHINGTON CAPITALS

## 2011-12 RECORD: 4-1-1



### 2011-12 RESULTS

#### AT WINNIPEG (2-1-0)

DATE/OPP.	RESULT	GWG
Nov. 17 vs. WSH	W 4-1	Kane
Dec. 15 vs. WSH	L 0-1	Ovechkin
Mar. 16 vs. WSH	W 3-2	Antropov

#### AT WASHINGTON (2-0-1)

DATE/OPP.	RESULT	GWG
Nov. 23 at WSH	OTL 3-4	Chimera
Feb. 9 at WSH	SOW 3-2	Little
Mar. 23 at WSH	OTW 4-3	Stapleton

#### JETS

PLAYER	GP	G	A	PTS	+/-	PIM	PP	SH
Andrew Ladd	6	2	3	5	1	2	0	0
Dustin Byfuglien	6	2	3	5	1	2	1	0
Evander Kane	6	3	1	4	0	0	1	0
Kyle Wellwood	5	2	4	2	0	1	0	0
Tim Stapleton	4	1	3	4	4	0	0	0
Blake Wheeler	6	1	3	4	2	6	1	0
Bryan Little	6	2	1	3	1	4	0	0
Spencer Machacek	1	1	1	2	2	0	0	0
Ben Maxwell	1	1	1	2	2	0	0	0
Nik Antropov	4	1	1	2	2	2	0	0
Alexander Burmistrov	5	0	2	2	0	0	0	0
Zach Bogosian	5	0	1	1	1	2	0	0
Antti Miettinen	3	0	1	1	1	0	0	0
Tobias Enstrom	3	0	1	1	2	4	0	0
Mark Flood	3	0	1	1	1	0	0	0
Eric Fehr	4	0	0	0	-3	0	0	0
Jim Slater	5	0	0	0	2	2	0	0
John Oduya	5	0	0	0	0	7	0	0
Arturs Kulda	4	0	0	0	-5	9	0	0
Chris Thorburn	2	0	0	0	0	0	0	0
Jason Jaffray	2	0	0	0	0	0	0	0
Grant Clitsome	1	0	0	0	0	0	0	0
Ron Hainsey	1	0	0	0	-1	0	0	0
Aaron Gagnon	1	0	0	0	0	0	0	0
Randy Jones	1	0	0	0	-1	0	0	0
Tanner Glass	1	0	0	0	0	0	0	0
Mark Stuart	1	0	0	0	-1	0	0	0
Carl Klingberg	1	0	0	0	-1	0	0	0
GOALIE	GP	MINS	W-L-T	GA	SA	SV	GAA	SV%
Ondrej Pavelec	6	367	4-1-1	13	176	163	2.12	.926

#### CAPITALS

PLAYER	GP	G	A	PTS	+/-	PIM	PP	SH
Alex Ovechkin	6	4	2	6	2	0	1	0
Jason Chimera	6	3	2	5	2	4	0	0
Alexander Semin	6	3	2	5	2	2	1	0
Brooks Laich	6	1	3	4	3	15	0	0
Marcus Johansson	6	0	3	2	-4	0	0	0
Dennis Wideman	6	0	3	2	0	4	0	0
Mathieu Perreault	5	1	1	2	-1	4	1	0
Nicklas Backstrom	3	1	1	2	2	0	0	0
Jeff Halpern	5	0	1	2	-3	2	0	0
Dmitri Orlov	4	0	1	1	1	0	0	0
Mike Knuble	5	0	1	1	-1	6	0	0
John Carlson	6	0	1	1	-3	0	0	0
Karl Alzner	6	0	1	1	-2	0	0	0
Troy Brouwer	6	0	1	1	0	4	0	0
Matt Hendrick	5	0	0	0	-2	0	0	0
Mike Green	4	0	0	0	-2	0	0	0
Jay Beagle	3	0	0	0	0	0	0	0
Keith Aucoin	3	0	0	0	-1	0	0	0
John Erskine	2	0	0	0	1	7	0	0
Roman Hamrlik	5	0	0	0	-1	4	0	0
Cody Eskin	3	0	0	0	-1	0	0	0
Jeff Schultz	5	0	0	0	0	0	0	0
GOALIE	GP	MINS	W-L-T	GA	SA	SV	GAA	SV%
Michal Neuvirth	3	181	1-1-1	8	99	91	2.65	.919
Tomas Vokoun	4	186	1-1-1	8	80	72	2.58	.900

### TEAM STATISTICS

#### JETS

POWER PLAY:	4-21	(19.0%)
PENALTY KILLING:	17-20	(85.0%)

#### GOALS BY PERIOD

1st	2nd	3rd	OT	TOTAL
4	6	5	1	16

#### SHOTS BY PERIOD

1st	2nd	3rd	OT	TOTAL
54	70	52	3	179

#### CAPITALS

POWER PLAY:	3-20	(15.0%)
PENALTY KILLING:	17-21	(81.0%)

#### GOALS BY PERIOD

1st	2nd	3rd	OT	TOTAL
5	3	4	1	13

#### SHOTS BY PERIOD

1st	2nd	3rd	OT	TOTAL
50	73	50	3	176

## EASTERN CONFERENCE ATLANTIC DIVISION

### PHILADELPHIA FLYERS (PHI)

**Franchise Date:** 1967  
**Wells Fargo Center** (19,538)  
**President:** Peter A. Luukko  
**General Manager:** Paul Holmgren  
**Head Coach:** Peter Laviolette  
**Stanley Cup(s):** 2

3601 South Broad Street  
 Philadelphia, PA 19148  
 T: 215-465-4500  
 F: 215-218-7837  
[www.philadelphiaflyers.com](http://www.philadelphiaflyers.com)



### PITTSBURGH PENGUINS (PIT)

**Franchise Date:** 1967  
**CONSOL Energy Center** (18,387)  
**President:** David Morehouse  
**General Manager:** Ray Shero  
**Head Coach:** Dan Bylsma  
**Stanley Cup(s):** 3

1001 Fifth Avenue  
 Pittsburgh, PA 15219  
 T: 412-642-1300  
 F: 412-255-1980  
[www.pittsburghpenguins.com](http://www.pittsburghpenguins.com)



### NEW YORK RANGERS (NYR)

**Franchise Date:** 1926  
**Madison Square Garden** (18,200)  
**President, General Manager & Alternate Governor:**  
 Glen Sather  
**Head Coach:** John Tortorella  
**Stanley Cup(s):** 4

Two Pennsylvania Plaza  
 New York, NY 10121  
 T: 212-465-6486  
 F: 212-465-6494  
[www.newyorkrangers.com](http://www.newyorkrangers.com)



### NEW JERSEY DEVILS (NJ)

**Franchise Date:** 1974  
**Prudential Center** (17,625)  
**President, CEO & General Manager:** Lou Lamoriello  
**Head Coach:** Peter DeBoer  
**Stanley Cup(s):** 3

25 Lafayette Street  
 Newark, NJ 07102  
 T: 973-757-6100  
 F: 973-757-6399  
[www.newjerseydevils.com](http://www.newjerseydevils.com)



### NEW YORK ISLANDERS (NYI)

**Franchise Date:** 1972  
**Nassau Veterans Memorial Coliseum**  
 (16,234)  
**General Manager:** Garth Snow  
**Head Coach:** Jack Capuano  
**Stanley Cup(s):** 4

1255 Hempstead Tpke  
 Uniondale, NY 11553  
 T: 516-501-6700  
 F: 516-501-6762  
[www.newyorkislanders.com](http://www.newyorkislanders.com)



## EASTERN CONFERENCE NORTHEAST DIVISION

### BOSTON BRUINS (BOS)

Franchise Date: 1924  
TD Garden (17,565)  
President: Cam Neely  
General Manager: Peter Chiarelli  
Head Coach: Claude Julien  
Stanley Cup(s): 6

100 Legends Way  
Boston, MA 02114  
T: 617-624-2327  
F: 617-523-7184  
[www.bostonbruins.com](http://www.bostonbruins.com)



### MONTREAL CANADIENS (MTL)

Franchise Date: 1909  
Bell Centre (21,273)  
Owner & President: Geoff Molson  
General Manager: Marc Bergevin  
Head Coach: Michel Therrien  
Stanley Cup(s): 24

1909 avenue des Canadiens-de-Montréal  
Montréal, QC H3C 5L2  
T: 514-932-2582  
F: 514-989-2835  
[www.canadiens.com](http://www.canadiens.com)



### BUFFALO SABRES (BUF)

Franchise Date: 1970  
First Niagara Center (19,039)  
President: Ted Black  
General Manager: Darcy Regier  
Head Coach: Lindy Ruff  
Stanley Cup(s): None

One Seymour H. Knox III Plaza  
Buffalo, NY 14203  
T: 716-855-4100  
F: 716-855-4110  
[www.sabres.com](http://www.sabres.com)



### TORONTO MAPLE LEAFS (TOR)

Franchise Date: 1917  
Air Canada Centre (18,819)  
President & General Manager: Brian Burke  
Head Coach: Randy Carlyle  
Stanley Cup(s): 13

50 Bay Street, Suite 500  
Toronto, ON M5J 1L2  
T: 416-815-5700  
F: 416-359-9331  
[www.mapleleafs.nhl.com](http://www.mapleleafs.nhl.com)



### OTTAWA SENATORS (OTT)

Franchise Date: 1992  
Scotiabank Place (19,153)  
President: Cyril Leeder  
General Manager: Bryan Murray  
Head Coach: Paul MacLean  
Stanley Cup(s): None

1000 Palladium Drive  
Ottawa, ON K2V 1A5  
T: 613-599-0250  
F: 613-599-0358  
[www.ottawasenators.com](http://www.ottawasenators.com)



## EASTERN CONFERENCE SOUTHEAST DIVISION

### WASHINGTON CAPITALS (WSH)

Franchise Date: 1974  
Verizon Center (18,506)  
President: Dick Patrick  
General Manager: George McPhee  
Head Coach: Adam Oates  
Stanley Cup(s): None

627 North Glebe Road, Suite 850  
Arlington, VA 22203  
T: 202-266-2200  
F: 202-266-2360  
www.capitals.nhl.com



### TAMPA BAY LIGHTNING (TB)

Franchise Date: 1992  
Tampa Bay Times Forum (19,204)  
Vice President & General Manager: Steve Yzerman  
Head Coach: Guy Boucher  
Stanley Cup(s): 1

401 Channelside Drive  
Tampa, FL 33602  
T: 813-301-6500  
F: 813-301-1480  
www.tampabaylightning.com



### CAROLINA HURRICANES (CAR)

Franchise Date: 1972 (relocated 1997)  
PNC Arena (18,680)  
President & General Manager: Jim Rutherford  
Head Coach: Kirk Muller  
Stanley Cup(s): 1

1400 Edwards Mill Road  
Raleigh, NC 27607  
T: 919-467-7825  
F: 919-462-0123  
www.carolinahurricanes.com



### WINNIPEG JETS (WPG)

Franchise Date: 1999 (relocated 2011)  
MTS Centre (15,004)  
General Manager: Kevin Cheveldayoff  
Head Coach: Claude Noel  
Stanley Cup(s): None

345 Graham Avenue  
Winnipeg, MB R3C 5G  
T: 204-987-7825  
F: 204-926-5555  
www.winnipegjets.com



### FLORIDA PANTHERS (FLA)

Franchise Date: 1993  
BBGT Center (17,040)  
General Manager: Dale Tallon  
Head Coach: Kevin Dineen  
Stanley Cup(s): None

One Panther Parkway  
Sunrise, FL 33323  
T: 954-835-7000  
F: 954-835-7700  
www.floridapanthers.com



## WESTERN CONFERENCE CENTRAL DIVISION

### DETROIT RED WINGS (DET)

Franchise Date: 1926  
Joe Louis Arena (20,066)  
Senior VP: Jim Devellano  
Exec. VP & General Manager: Ken Holland  
Head Coach: Mike Babcock  
Stanley Cup(s): 11

19 Steve Yzerman Drive  
Detroit, MI 48226  
T: 313-394-7000  
F: 313-567-0296  
[www.detroitredwings.com](http://www.detroitredwings.com)



### NASHVILLE PREDATORS (NSH)

Franchise Date: 1997  
Bridgestone Arena (17,113)  
President, General Manager & Alternate:  
Governor: David Poile  
Head Coach: Barry Trotz  
Stanley Cup(s): None

501 Broadway  
Nashville, TN 37203  
T: 615-770-2300  
F: 615-770-2309  
[www.nashvillepredators.com](http://www.nashvillepredators.com)



### CHICAGO BLACKHAWKS (CHI)

Franchise Date: 1926  
United Center (19,717)  
President & CEO: John F. McDonough  
VP & General Manager: Stan Bowman  
Head Coach: Joel Quenneville  
Stanley Cup(s): 4

1901 W. Madison Street  
Chicago, IL 60612  
T: 312-455-7000  
F: 312-455-7041  
[www.chicagoblackhawks.com](http://www.chicagoblackhawks.com)



### ST. LOUIS BLUES (STL)

Franchise Date: 1967  
Scottrade Center (19,150)  
President: John Davidson  
General Manager: Doug Armstrong  
Head Coach: Ken Hitchcock  
Stanley Cup(s): None

1401 Clark Avenue at Brett Hull Way  
St. Louis, MO 63103  
T: 314-622-2500  
F: 314-622-2582  
[www.stlouisblues.com](http://www.stlouisblues.com)



### COLUMBUS BLUE JACKETS (CBJ)

Franchise Date: 2000  
Nationwide Arena (18,144)  
President: Mike Priest  
Exec. VP Hockey Operations & General Manager: Scott Howson  
Head Coach: Todd Richards  
Stanley Cup(s): None

200 W. Nationwide Blvd.  
Columbus, OH 43215  
T: 614-246-4625  
F: 614-246-4007  
[www.bluejackets.com](http://www.bluejackets.com)



## WESTERN CONFERENCE NORTHWEST DIVISION

### VANCOUVER CANUCKS (VAN)

Franchise Date: 1970  
Rogers Arena (19,910)  
President & General Manager: Mike Gillis  
Head Coach: Alain Vigneault  
Stanley Cup(s): None

800 Griffiths Way  
Vancouver, BC V6B 6G1  
T: 604-899-4600  
F: 604-899-4640  
[www.canucks.com](http://www.canucks.com)



### CALGARY FLAMES (CGY)

Franchise Date: 1972 (relocated 1980)  
Scotiabank Saddledome (19,289)  
President: Ken King  
General Manager: Jay Feaster  
Head Coach: Bob Hartley  
Stanley Cup(s): 1

P.O. Box 1540 Station M.  
Calgary, AB T2P 3B9  
T: 403-777-2177  
F: 403-777-2195  
[www.calgaryflames.com](http://www.calgaryflames.com)



### MINNESOTA WILD (MIN)

Franchise Date: 2000  
Xcel Energy Center (18,064)  
Owner & Governor: Craig Leightol  
General Manager: Chuck Fletcher  
Head Coach: Mike Yeo  
Stanley Cup(s): None

317 Washington Street  
St. Paul, MN 55102  
T: 651-602-6000  
F: 651-222-1055  
[www.wild.com](http://www.wild.com)



### COLORADO AVALANCHE (COL)

Franchise Date: 1979 (relocated in 1995)  
Pepsi Center (18,007)  
President: Pierre Lacroix  
General Manager: Greg Sherman  
Head Coach: Joe Sacco  
Stanley Cup(s): 2

1000 Chopper Circle  
Denver, CO 80204  
T: 303-405-1100  
F: 303-893-0614  
[www.coloradoavalanche.com](http://www.coloradoavalanche.com)



### EDMONTON OILERS (EDM)

Franchise Date: 1972  
Rexall Place (18,279)  
President, Hockey Ops: Kevin Lowe  
General Manager: Steve Tambellini  
Head Coach: Ralph Krueger  
Stanley Cup(s): 5

11230 - 110 Street  
Edmonton, Alberta T5G 3H7  
T: 780-414-4000  
[www.oilers.nhl.com](http://www.oilers.nhl.com)





## WESTERN CONFERENCE PACIFIC DIVISION

### SAN JOSE SHARKS (SJS)

Franchise Date: 1990  
HP Pavilion at San Jose (17,562)  
 EVP Business Ops: Malcolm Bordelon  
General Manager: Doug Wilson  
Head Coach: Todd McLellan  
Stanley Cup(s): 6

525 West Santa Clara Street  
San Jose, CA 95113  
T: 408-287-7070  
F: 408-999-5797  
[www.sjsharks.com](http://www.sjsharks.com)



### ANAHEIM DUCKS (ANA)

Franchise Date: 1993  
Honda Center (17,174)  
CEO: Michael Schuman  
General Manager: Bob Murray  
Head Coach: Bruce Boudreau  
Stanley Cup(s): 1

2695 E. Katella Avenue  
Anaheim, CA 92806  
T: 714-940-2900  
F: 714-940-2953  
[www.anaheimducks.com](http://www.anaheimducks.com)



### PHOENIX COYOTES (PHX)

Franchise Date: 1979 (relocated 1996)  
Jobing.com Arena (17,125)  
President & COO: Mike Nealy  
Executive VP & General Manager:  
Don Maloney  
Head Coach: Dave Tippett  
Stanley Cup(s): None

6751 N. Sunset Blvd.  
Glendale, AZ 85305  
T: 623-772-3200  
F: 623-772-3201  
[www.coyotes.nhl.com](http://www.coyotes.nhl.com)



### LOS ANGELES KINGS (LAK)

Franchise Date: 1967  
STAPLES Center (18,118)  
President, General Manager & Alternate Governor:  
Dean Lombardi  
Head Coach: Darryl Sutter  
Stanley Cup(s): 1

1111 South Figueroa Street  
Los Angeles, CA 90015  
T: 213-742-7100  
F: 310-535-4525  
[www.lakings.com](http://www.lakings.com)



### DALLAS STARS (DAL)

Franchise Date: 1967 (relocated 1993)  
American Airlines Center (18,532)  
General Manager: Joe Nieuwendyk  
Head Coach: Glen Gulutzan  
Stanley Cup(s): 1

2601 Avenue of the Stars  
Frisco, TX 75034  
T: 214-387-5500  
F: 214-387-5564  
[www.dallasstars.com](http://www.dallasstars.com)





FUELLED  
PASSION

NHL &  
MISCELLANEOUS

**NHL New York**  
1185 Avenue of the Americas  
New York, NY 10036  
212-789-2000, Fax: 212-789-2020



**NHL Toronto**  
50 Bay Street, 11th Floor  
Toronto, Ontario, M5J 2X8  
416-359-7900, Fax: 416-981-2779

**NHL Montreal**  
1800 McGill College Avenue, Suite 2600  
Montréal, Québec, H3A 3J6  
514-841-9220, Fax: 514-841-1070

**NATIONAL HOCKEY LEAGUE**
















<b>Executive</b>	
Commissioner .....	Gary B. Bettman
Deputy Commissioner .....	William Daly
Chief Operating Officer .....	John Collins
Senior Executive Vice President of Hockey Operations .....	Colin Campbell

<b>Communications</b>	
Executive Vice President, Communications (Toronto) .....	Gary Meagher
Group Vice President, Media Relations .....	Frank Brown
Vice President, Player Development & Event Communications .....	Jamey Horan
Vice President, Communications .....	John Dellapina
Statistician and Information Officer (Toronto) .....	Benny Ercolani
Senior Director, News Services .....	Greg Inglis
Director, Communications .....	Nirva Milord
Director, Communications (Toronto) .....	Julie Young
Senior Manager, Player Development & Event Communications .....	Schuyler Baehman
Senior Manager, Communications (Toronto) .....	David Keon
Senior Manager, Corporate Communications .....	Kerry McGovern
Senior Manager, Communications (Toronto) .....	Jennifer Moad
Manager, Social Media (Toronto) .....	Trevor Bjergso
Coordinator, Communications .....	Josh Bernstein
Coordinator, Player Development & Event Communications .....	Nicole Buckley
Coordinator, Corporate Communications .....	Erica Yakobzon
Assistant, Player Development & Event Communications .....	Kirstin Mende

### EASTERN CONFERENCE

Atlantic Division	Northeast Division	Southeast Division
		
New Jersey Devils	Boston Bruins	Carolina Hurricanes
		
New York Islanders	Buffalo Sabres	Florida Panthers
		
New York Rangers	Montreal Canadiens	Tampa Bay Lightning
		
Philadelphia Flyers	Ottawa Senators	Washington Capitals
		
Pittsburgh Penguins	Toronto Maple Leafs	Winnipeg Jets

### WESTERN CONFERENCE

Central Division	Northwest Division	Pacific Division
		
Columbus Blue Jackets	Calgary Flames	Anaheim Ducks
		
Chicago Blackhawks	Colorado Avalanche	Dallas Stars
		
Detroit Red Wings	Edmonton Oilers	Los Angeles Kings
		
Nashville Predators	Minnesota Wild	Phoenix Coyotes
		
St. Louis Blues	Vancouver Canucks	San Jose Sharks

# NHL & MISCELLANEOUS INFORMATION

## HOW TO FIGURE

<b>Assist</b>	An assist is awarded to the player or players (maximum of two) who touched the puck prior to the goal, provided no defender plays or possesses the puck in between.
<b>Game Played</b>	A player receives credit for playing in a game if: i) he steps on the ice during time played or; ii) serves any penalty.
<b>Game-Winning Goal</b>	After the final score has been determined, the goal which leaves the winning Club one goal ahead of its opponent is the game-winning goal (example: if Team A beats Team B 8-3, the player scoring the fourth goal for Team A receives credit for the game-winning goal).
<b>Goal</b>	A goal is awarded to the last player on the scoring Club to touch the puck prior to the puck entering the net.
<b>Goals-Against Average</b>	Multiply goals allowed (GA) by 60 and divide by minutes played (MINS).
<b>Goaltender</b>	A goaltender receives a "W" for a win in regulation, overtime or shootout; an "L" for a loss in regulation; or an "OT" for a loss in overtime or shootout.
<b>Penalty-Killing Pct.</b>	Subtract total number of power-play goals allowed from total number of shorthanded situations to get total number of power-plays killed. Divide the total number of power-plays killed by the total number of shorthanded situations.
<b>Plus-Minus</b>	A player receives a "plus" if he is on the ice when his Club scores an even-strength or shorthand goal. He receives a "minus" if he is on the ice for an even-strength or shorthand goal scored by the opposing Club. The difference in these numbers is considered the player's plus-minus statistic.
<b>Power-Play Goal</b>	A goal scored by a Club while it has a manpower advantage due to an opponent's penalty. Following are some examples of what is and is not considered a power-play goal: <ul style="list-style-type: none"> <li>• if a Club has an advantage on a minor penalty starting at 2:02 of the period and it scores at 4:02, the goal is not a power-play goal.</li> <li>• if a Club scores on a delayed penalty, the goal is not a power-play goal.</li> <li>• if a Club has an advantage due to a five-minute major or match penalty, that Club is always credited with having one more advantage than the number of power-play goals it scores during that advantage, because the penalty does not expire. A new advantage begins after each power-play goal. For example, if Team A scores three goals during a major penalty, it is credited with four advantages.</li> <li>• if a Club is on a power-play for any length of time, it is considered to have had an advantage.</li> <li>• if a minor penalty is incurred by a Club on a power-play due to a major penalty, a new advantage is given to that Club when its minor penalty expires, provided the opponent's major penalty is still in effect.</li> </ul>
<b>Power-Play Percentage</b>	Total number of power-play goals divided by total number of power-play opportunities.
<b>Save Percentage</b>	Subtract goals allowed (GA) from shots against (SA) to determine saves. Then divide saves by shots-against.
<b>Shooting Percentage</b>	Divide the number of goals scored by the number of shots taken.
<b>Shorthanded Goal</b>	A goal scored by a Club while it is at a manpower disadvantage. The same cases apply for shorthand as for power-play goals, but in the opposite manner.
<b>Shot on Goal</b>	If a player shoots the puck with the intention of scoring and if that shot would have gone in the net had the goaltender not stopped it, the shot is recorded as a "shot on goal".
<b>Shutout</b>	If two goaltenders combine for a shutout, neither receives credit for the shutout. Instead it is recorded as a Club shutout.
<b>Tenths of a Second</b>	If a penalty or goal occurs in the last minute, the time is rounded off to the previous second (ex: if a penalty is called with 12.4 seconds left in a period, the time is indicated as 19:47 and not 19:48.)
<b>Coaches Record</b>	A coach receives a "W" for a win in regulation, overtime or shootout; an "L" for a loss in regulation; or an "OT" for a loss in overtime or shootout.

**\*\* NOTE:** No individual skater/goaltender statistics apply for the shootout

### REFEREES

Name	No.
*BURCHELL, Darcy	42
CHARRON, Francis	6
DEVORSKI, Paul	10
DWYER, Gord	19
FURLATT, Eric	27
*HANSON, Trevor	47
HASENFRATZ, Mike	2
HEBERT, Ghislain	22
*HEBERT, Jean	43
JACKSON, Dave	8
JOANNETTE, Marc	25
KIMMERLY, Greg	18
*KNORR, Trent	44
KOWAL, Tom	32
KOZARI, Steve	40
L'ECUYER, Frederick	17
LARUE, Dennis	14
LEE, Chris	28
LEGGO, Mike	3
*LEMELIN, Mark	41
*LEWIS, Dave	46
*LUXMORE, Thomas John	49
MARTELL, Rob	26
MCCAULEY, Wes	4
*MCISAAC, Jon	45
MEIER, Brad	34
MORTON, Dean	36
O'HALLORAN, Dan	13
O'ROURKE, Dan	9
PEEL, Tim	20
POCHMARA, Brian	16
POLLOCK, Kevin	33
REHMAN, Kyle	37
ROONEY, Chris	5
*SKILLITER, Graham	48
ST-LAURENT, Francois	38
ST. PIERRE, Justin	12
SUTHERLAND, Kelly	11
VAN MASSENHOVEN, Don	21
WALKOM, Stephen	24
WALSH, Ian	29
WATSON, Brad	23

### LINESMEN


Name	No.
AMELL, Derek	75
BARTON, Steve	59
BRISEBOIS, David	96
CAMERON, Lonnie	74
CHAMPOUX, Pierre	67
CHERREY, Scott	50
CORMIER, Michel	76
CVIK, Mike	88
DEVORSKI, Greg	54
DRISCOLL, Scott	68
GALLOWAY, Ryan	82
GIBBS, Darren	66
*GRANDT, John	98
HENDERSON, Don	91
HEYER, Shane	55
KOVACHIK, Brad	71
LAZAROWICH, Brad	86
MACH, Brian	78
MACPHERSON, Matt	83
MCELMAN, Andy	90
MILLER, Steve	89
MORIN, Jean	97
*MURCHISON, Kiel	79
MURPHY, Brian	93
MURRAY, Jonny	95
NANSEN, Derek	70
NELSON, Thor	80
NOWAK, Tim	77
PANCICH, Bryan	94
RACICOT, Pierre	65
RODY, Vaughan	73
SERICOLO, Anthony	84
SHARRERS, Jay	57
SHEWCHYK, Mark	92
WHELER, Mark	56

\* minor league official



### THE STANLEY CUP

---



The Stanley Cup, the oldest trophy competed for by professional athletes in North America, was donated by Frederick Arthur, Lord Stanley of Preston and son of the Earl of Derby, in 1893. Lord Stanley purchased the trophy for 10 guineas (\$50 at the time) for presentation to the amateur hockey champions of Canada. Since 1910, when the National Hockey Association took possession of the Stanley Cup, the trophy has been the symbol of professional hockey supremacy. It has been competed for only by NHL teams since 1926 and has been under the exclusive control of the NHL since 1946.

2011-12 Winner: Los Angeles Kings

### PRINCE OF WALES TROPHY

---



The club which advances to the Stanley Cup Finals as the winner of the Eastern Conference Championship is presented with this trophy.

2011-12 Winner: New Jersey Devils

### CLARENCE S. CAMPBELL BOWL

---



The club which advances to the Stanley Cup Finals as the winner of the Western Conference Championship is presented with this trophy.

2011-12 Winner: Los Angeles Kings

### PRESIDENTS TROPHY

---



An annual award to the club finishing the regular season with the best overall record.

2011-12 Winner: Vancouver Canucks

### HART MEMORIAL TROPHY

---



An annual award "to the player judged to be the most valuable to his team." Winner selected in poll by Professional Hockey Writers' Association in the 30 NHL cities at the end of the regular schedule.

2011-12 Winner: Evgeni Malkin, Pittsburgh Penguins

### ART ROSS TROPHY

---



An annual award "to the player who leads the league in scoring points at the end of the regular season."

2011-12 Winner: Evgeni Malkin, Pittsburgh Penguins

### JAMES NORRIS MEMORIAL TROPHY

---



An annual award "to the defensive player who demonstrated throughout the season the greatest all-round ability in the position." Winner selected in poll by Professional Hockey Writers' Association in the 30 NHL cities at the end of the regular season schedule.

2011-12 Winner: Erik Karlsson, Ottawa Senators

### MAURICE ROCKET RICHARD TROPHY

---



The annual award to the league's top goal scorer, awarded for the first time in 1999-2000.

2011-12 Winner: Steven Stamkos, Tampa Bay Lightning

### LESTER PATRICK TROPHY

---



An annual award "for outstanding service to hockey in the U.S." Eligible recipients are players, officials, coaches, executives and referees. Winner selected by the President of the NHL, an NHL Governor, a representative of the New York Rangers, a member of the Hockey Hall of Fame Builder's section, a member of the Hockey Hall of Fame Player's section, a member of the U.S. Hockey Hall of Fame, a member of the NHL Broadcasters' Assoc. and a member of the Professional Hockey Writers' Assoc. Each except the League President is rotated annually.

2011 Winners: Mark Johnson, Jeff Sauer, Tony Rossi and Bob Pulford

### VEZINA TROPHY

---



An annual award "to the goalkeeper judged to be the best at his position" as voted by the general managers of each of the 30 National Hockey League clubs.

2011-12 Winner: Henrik Lundqvist, New York Rangers

### CALDER MEMORIAL TROPHY

---



An annual award "to the player selected as the most proficient in his first year of competition in the National Hockey League." Winner selected in poll by Professional Hockey Writers' Association in the 30 NHL cities at the end of the regular season schedule.

2011-12 Winner: Gabriel Landeskog, Colorado Avalanche

### CONN SMYTHE TROPHY

---



An annual award "to the most valuable player for his team in the playoffs." Winner selected by the Professional Hockey Writers' Association at the conclusion of the final game in the Stanley Cup Finals.

2011-12 Winner: Jonathan Quick, Los Angeles Kings

### LADY BYNG MEMORIAL TROPHY

---



An annual award "to the player judged to have exhibited the best type of sportsmanship and gentlemanly conduct combined with a high standard of playing ability." Winner selected in poll by the Professional Hockey Writers' Association in the 30 NHL cities at the end of the regular season schedule.

2011-12 Winner: Brian Campbell, Florida Panthers

### FRANK J. SELKE TROPHY

---



An annual award "to the forward who best excels in the defensive aspects of the game." Winner selected in poll by Professional Hockey Writers' Association in the 30 NHL cities at the end of the regular season schedule.

2011-12 Winner: Patrice Bergeron, Boston Bruins

### WILLIAM JENNINGS TROPHY

---



An annual award "to the goalkeeper(s) having played a minimum of 25 games for the team with the fewest goals scored against it." Winners selected on regular season play.

2011-12 Winner: Brian Elliott and Jaroslav Halak, St. Louis Blues

### JACK ADAMS AWARD

---



An annual award presented by the National Hockey League Broadcasters' Association to "the NHL coach judged to have contributed the most to his team's success." Winner selected by poll among members of the NHL Broadcasters' Association at the end of the regular season.

2011-12 Winner: Ken Hitchcock, St. Louis Blues

### BILL MASTERTON MEMORIAL TROPHY

---



An annual award under the trusteeship of the Professional Hockey Writers' Association to "the National Hockey League player who best exemplifies the qualities of perseverance, sportsmanship and dedication to hockey." Winner selected by poll among 30 chapters of the PHWA at the end of the regular season.

2011-12 Winner: Max Pacioretty, Montreal Canadiens

### KING CLANCY MEMORIAL TROPHY

---



An annual award "to the player who best exemplifies leadership qualities on and off the ice and has made a noteworthy humanitarian contribution in his community."

2011-12 Winner: Daniel Alfredsson, Ottawa Senators

### TED LINDSAY AWARD

---



An annual award presented to the NHL's outstanding player as selected by the members of the National Hockey League Players' Association.

2011-12 Winner: Evgeni Malkin, Pittsburgh Penguins

### NHL PLUS-MINUS AWARD

---



An annual award "to the player, having played a minimum of six games, who leads the league in plus/minus statistics" at the end of the regular season.

2011-12 Winner: Patrice Bergeron, Boston Bruins

### WINNIPEG JETS

# TrueNorth

### FOUNDATION

The Winnipeg Jets True North Foundation operates as the charitable arm of True North's hockey club, the Winnipeg Jets, as a non-profit organization which raises funds to support a variety of registered children's charities in Manitoba. The Foundation was founded in October of 1996 as the Manitoba Moose Yearling Foundation, which it remained until prior to the 2011/12 hockey season. Since inception, True North's charitable efforts have raised and disbursed over 3.7 million dollars.

Last season alone, the Foundation donated \$1,015,708 million dollars to 44 different children's charities, organizations, and scholarships.

One of the highlights of the True North Foundation's efforts is the Winnipeg Jets Hockey Academy. Originally formed as the Little Moose Hockey Program in partnership with Winnipeg Aboriginal Sport Achievement Centre (WASAC), the Winnipeg Jets Hockey Academy aims to introduce hockey basics to children across the city that otherwise are not able to participate in the game while also encouraging participation and excellence in school.

The Winnipeg Jets True North Foundation operates under the direction of Dwayne Green, Julie Chartier, and Murray Cobb in partnership with a dedicated Board of Directors.

## MAJOR FUNDRAISERS OF THE WINNIPEG JETS TRUE NORTH FOUNDATION

### MIKE KEANE CELEBRITY HOCKEY CLASSIC



The Mike Keane Celebrity Hockey Classic is an annual fundraising hockey tournament held with proceeds supporting the True North Foundation and Continuity Care. The hockey tournament offers local businesses the opportunity to hit the ice with former NHL greats as both linemates and opponents. Welcoming 18 teams to participate, each team is invited to take part in a draft of NHL alumni with the draft position determined by the total dollars raised by each team.

Some of the NHL alumni and celebrities that have participated in the Mike Keane Celebrity Hockey Classic include Ray Bourque, Paul Coffey, Dale Hawerchuk, Eric Lindros, Steve Shutt, Lanny McDonald, Marcel Dionne, Brad Park, Bryan Trottier, Billy Smith, Thomas Steen, Keith Tkachuk, Dave Ellett, Charlie Simmer, Brian Bellows, Dean Kennedy, Dave Babych, Dave Manson, Laurie Boschman, Brian Skrudland, Rod Black, current Jets head coach Claude Noel, and the host, Mike Keane.

### 50/50 DRAWS

Certain aspects of the live hockey experience stand out for fans, whether it's the crowd noise, concourse traffic, or an intermission snack. One of those highlights, a staple at MTS Centre hockey games, is the 50/50 Draw, which rewards one lucky ticket holder with half of the Draw's earnings at any given home game.

At just five dollars per ticket, fans get a chance to win a large cash prize while supporting the Winnipeg Jets True North Foundation. The 50/50 Draw remains one of the main sources of fundraising for the Foundation and greatly helps their charitable efforts each season.



### WINNIPEG JETS HOCKEY ACADEMY

The Winnipeg Jets Hockey Academy is creating waves of change and achievement for inner city children. The True North Foundation recognizes that challenges exist for many families to participate in the great game of hockey. As a response, the Hockey Academy was created (formerly under the name Little Moose Hockey Program) to provide children with the chance to play hockey while surrounded by their peers and positive role models. Participation barriers have been removed by providing programming staff, equipment, transportation, ice rentals, nutrition, and qualified on ice instruction to all academy participants.

By providing children with an opportunity to experience the positive benefits of hockey, the Foundation believes that they will have increased confidence to pursue their goals, on and off the ice. Hockey Academy helps encourage academic achievement and increase children's sense of belonging within their school community.



The Winnipeg Jets Hockey Academy has grown this season to include 10 inner city schools from the divisions of St. James-Assiniboia, Winnipeg One, River East Transcona. This partnership has grown to include over 425 kids in the Hockey Academy program this season.



The Hockey Academy has also partnered with local businesses and organizations who have provided many volunteers and hours of service to the program. Those local groups include WASAC, E.H. Price School, Investors Group, Princess Auto, Maple Leaf Construction, Birchwood Automotive Group, True North Sports & Entertainment.





### COMMITMENT TO THE COMMUNITY

The Winnipeg Jets Hockey Club is excited about the opportunity to put forward the continued emphasis on community initiatives that True North Sports & Entertainment has been able to sustain in Winnipeg for 16 hockey seasons, first with the Manitoba Moose and now with the Jets. The Jets will be present in the community by visiting schools, local hospitals & health centres, through numerous player and team mascot appearances, and by maintaining an open and interactive relationship with the team's supportive and passionate fanbase.



Dustin Byfuglien and the Jets spent part of the holiday season at the Rehab Centre for Children.



Mark Stuart and Evander Kane took part in the Respond to Reading program.



Claude Noel instructs during the Winnipeg Jets Open Practice.



True North's float at the Santa Claus Parade.



Mark Stuart and Zach Bogosian met with fans at the Winnipeg Jets Draft Party.



Jim Slater visited the Winnipeg Symphony Orchestra as part of Bring a Jet To Work.

### MICK E. MOOSE

Mick E. Moose has always been an important member of the family at True North Sports & Entertainment. Arriving in Winnipeg along with the Manitoba Moose in 1997, Mick E. has helped bring excitement to live hockey games and community events for 16 seasons.

While Mick E.'s original jersey was retired in 2011 following the final season of the Manitoba Moose, the Winnipeg Jets proudly called him up to the NHL for their inaugural season in 2011-12. Mick E. remains a popular addition to the game day experience at MTS Centre and makes over 120 appearances every year throughout the community of Winnipeg.





### MTS CENTRE

As one of the modern jewels of downtown Winnipeg, MTS Centre stands as a testament to the perseverance and vision of a handful of men and women who wanted to bring Winnipeg to the forefront of the sports and entertainment industry. That handful of people began in 1996 with a concept in their heads and a drive in their hearts which developed that concept into the dynamic and successful True North Sports & Entertainment Limited.

True North's mandate was to develop, finance, and operate a new 15,000-seat multi-purpose sports and entertainment facility. The original mandate involved the Manitoba Moose as the primary tenant of the facility, but MTS Centre has since evolved into the current home of the Winnipeg Jets. Despite a variety of challenges during the developing stages of MTS Centre, all of which are typical with a project of this magnitude, the building was completed on time and on budget in the fall of 2004. Since opening its doors over eight years ago, MTS Centre has acted as a major catalyst in the redevelopment of downtown Winnipeg.

As True North's marquee entertainment facility, MTS Centre boasts excellent sightlines from every seat, superb acoustics for concerts, and the best ambience and amenities for sports of all kinds, including hockey, basketball, curling, lacrosse, and indoor soccer. Along with professional hockey and concerts, MTS Centre has hosted such events as an NBA exhibition game, professional bull-riding, Monster Jam, professional wrestling, and professional indoor soccer exhibitions, among others. Winnipeg's busiest entertainment venue can accommodate up to 17,000 concert-goers and can just as easily be curtained down to create an intimate concert setting for audiences as small as 2,500.

### DIRECTIONS

#### FROM AIRPORT:

While leaving Winnipeg James Armstrong Richardson International Airport, head south on Wellington Avenue and continue as street becomes east for 2.2 kilometers... Turn right onto St. James Street and drive for 2 kilometers... Turn left onto Portage Avenue (signs for Route 85 E/Trans-Canada Highway)... Continue to follow Portage Avenue for approximately 4.4 kilometers... MTS Centre will be on your right hand side.



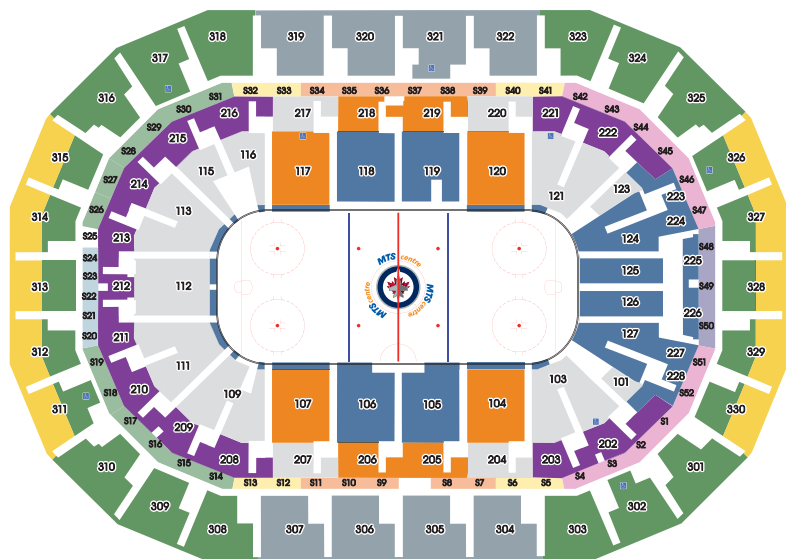
### BUDWEISER KING CLUB & EXCHANGE RESTAURANT

The Budweiser King Club is a premium seating club lounge at MTS Centre located at the north end of the lower bowl. The Budweiser King Club features exclusive bar service and restrooms accessible to spectators with seating in sections 124 to 127 and 223 to 228.

The MTS Centre also features the Exchange Restaurant, which is a full service and fully licensed restaurant located at event level at the northeast corner of the building. The Exchange Restaurant & Beer Market, is open to all patrons prior to, during, and following events at MTS Centre. The menu is catered for event and game day dining, paired perfectly with your favourite Budweiser or Labatt product. Fans attending Winnipeg Jets home games this season are encouraged to hang out with TSN Radio 1290 as they host post game player interviews live from the Exchange Restaurant.



### MTS CENTRE SEATING CHART



### MTS ICEPLEX

True North's hockey vision expanded beyond MTS Centre with the development of MTS Iceplex. The project was completed in September of 2010 when the 172,000 square-foot multiplex opened its doors. MTS Iceplex is an advanced hockey facility equipped with four regulation sized ice sheets, training centre, and a licensed restaurant and lounge among other features. The four ice sheets provide over 23,000 of hours of icetime to the Winnipeg and rural hockey community. A crowning achievement for MTS Iceplex occurred early on in the facility's operations as True North Sports & Entertainment hosted the Under-17 World Hockey Challenge at MTS Iceplex in 2011 and set attendance records for the Hockey Canada event.

# MTS ICEPLEX

### DIRECTIONS

#### FROM MTS CENTRE:

Head east on Portage Ave and continue for 14 km... After crossing under the overpass where the Perimeter Hwy meets Portage Ave, continue east until the first intersection... Turn slight right onto the service road that leads to Pointe West Auto Park, MTS Iceplex & Assiniboia Downs... Continue less than 1 km until arriving at MTS Iceplex on the right.



### WINNIPEG JETS HOCKEY LEAGUE

The Winnipeg Jets Hockey League (WJHL) is the official adult recreational hockey league of MTS Iceplex. The WJHL is in its third season of operation, previously named the Manitoba Moose Hockey League in its inaugural year. The WJHL offers regularly scheduled games, online recorded stats and standings, four available regulation sized NHL ice sheets, as well as in-game music before each game and during stoppages in play.

The WJHL offers icetime to players aged 18 and up and offers registration to over 75 teams for the 2012/13 winter hockey season. Spanning all seasons and 12 months of the year, the WJHL also offers spring and summer league seasons. All WJHL divisions bear the names of Winnipeg's hockey ambassadors including Joe Daley, Mike Keane, and Jimmy Roy.

For more information or to inquire about registration in the WJHL, please visit [www.thewjhl.com](http://www.thewjhl.com).





### FOCUS FITNESS

The 5,500 square-foot facility features the latest in exercise and sports conditioning equipment. Located on the upper level of MTS Iceplex, Focus Fitness prides itself on accommodating athletes from all sports and all levels of fitness and performance.

Focus Fitness features Life Fitness treadmills and their Lemond spin bikes; swiss, medicine and BOSU balls; cable columns, free weights and Olympic lifting platforms; extreme balancing boards, agility ladders, bungee cords and resistance belts; and the Power Plyos TM Trainer. As well, Focus Fitness incorporates proven old school tools and methods like: tractor tires, sleds, climbing ropes and kettle balls to ensure athletes are challenged to improve their total body strength and overall conditioning.



### THE PRESS BOX RESTAURANT & SPORTS BAR

The Press Box Restaurant & Sports Bar provides perfect above-the-action sightlines facing the Winnipeg Free Press and Re/Max ice sheets, as well as a licensed bar and full menu restaurant. All of which meaning that the Press Box is a great place to take in the action or the perfect spot after it.





FUELLED  
PASSION

TEAM  
HISTORY



# JETS TEAM HISTORY

## ALL-TIME RECORD BY OPPONENT

### OVERALL RECORD BY OPPONENT

JETS VS.	GP	W	L	OT	GF	GA	PTS
Florida Panthers	74	40	21	13	232	196	93
Tampa Bay Lightning	74	31	26	17	209	234	79
Washington Capitals	74	31	31	12	215	235	74
Carolina Hurricanes	74	25	36	13	114	246	63
Buffalo Sabres	48	26	16	6	145	172	58
New York Rangers	48	24	20	4	134	142	52
New York Islanders	48	20	23	5	139	169	45
Boston Bruins	48	18	24	6	144	158	42
Toronto Maple Leafs	46	18	23	5	112	166	41
Ottawa Senators	48	19	27	2	151	188	40
Montreal Canadiens	48	16	26	6	106	146	38
New Jersey Devils	48	16	26	6	109	153	38
Philadelphia Flyers	48	14	27	7	132	179	35
Pittsburgh Penguins	48	12	31	5	127	173	29
Colorado Avalanche	17	9	5	3	49	48	21
Nashville Predators	16	6	7	3	43	51	15
Anaheim Ducks	14	7	7	0	41	44	14
St. Louis Blues	15	5	7	3	36	47	13
Los Angeles Kings	14	6	8	0	44	53	12
Calgary Flames	13	5	7	1	32	41	11
Columbus Blue Jackets	14	5	8	1	26	35	11
Minnesota Wild	12	5	6	1	30	36	11
Detroit Red Wings	14	4	8	2	41	62	10
Chicago Blackhawks	12	3	6	3	33	40	9
Edmonton Oilers	13	4	8	1	30	45	9
Phoenix Coyotes	16	2	10	4	29	53	8
Dallas Stars	14	3	10	1	33	47	7
Vancouver Canucks	12	3	8	1	28	40	7
San Jose Sharks	14	2	10	2	26	48	6
<b>Totals</b>	<b>984</b>	<b>379</b>	<b>472</b>	<b>133</b>	<b>2,690</b>	<b>3,260</b>	<b>891</b>

### HOME RECORD BY OPPONENT

JETS VS.	GP	W	L	OT	PTS
Tampa Bay Lightning	37	20	8	9	49
Florida Panthers	37	20	9	8	48
Washington Capitals	37	20	13	4	44
Buffalo Sabres	24	16	4	4	36
Carolina Hurricanes	37	9	21	7	25
New York Rangers	24	10	12	2	24
Boston Bruins	24	11	12	1	23
Montreal Canadiens	24	9	11	4	22
Toronto Maple Leafs	23	10	11	2	22
Ottawa Senators	24	10	13	1	21
New York Islanders	24	8	12	4	20
Pittsburgh Penguins	24	8	14	2	18
New Jersey Devils	24	7	14	3	17
Philadelphia Flyers	24	6	14	4	16
Calgary Flames	7	5	1	1	11
Nashville Predators	8	4	1	3	11
Colorado Avalanche	8	3	3	2	8
Los Angeles Kings	7	4	3	0	8
St. Louis Blues	9	3	4	2	8
Anaheim Ducks	7	3	4	0	6
Chicago Blackhawks	7	2	3	2	6
Columbus Blue Jackets	7	3	4	0	6
Phoenix Coyotes	7	2	3	2	6
Dallas Stars	7	2	4	1	5
Edmonton Oilers	6	2	4	0	4
Vancouver Canucks	6	2	4	0	4
Detroit Red Wings	6	2	4	0	4
Minnesota Wild	6	3	3	0	6
San Jose Sharks	7	1	5	1	3
<b>Totals</b>	<b>492</b>	<b>206</b>	<b>217</b>	<b>69</b>	<b>481</b>

### ROAD RECORD BY OPPONENT

JETS VS.	GP	W	L	OT	PTS
Florida Panthers	37	20	12	5	45
Carolina Hurricanes	37	16	15	6	38
New York Rangers	24	14	8	2	30
Tampa Bay Lightning	37	11	18	8	30
Washington Capitals	37	11	18	8	30
New York Islanders	24	12	11	1	25
Buffalo Sabres	24	10	12	2	22
New Jersey Devils	24	9	13	2	20
Boston Bruins	24	7	12	5	19
Ottawa Senators	24	9	14	1	19
Philadelphia Flyers	24	8	13	3	19
Toronto Maple Leafs	23	8	12	3	19
Montreal Canadiens	24	7	15	2	16
Colorado Avalanche	9	6	2	1	13
Pittsburgh Penguins	24	4	17	3	11
Anaheim Ducks	7	4	3	0	8
Detroit Red Wings	8	2	4	2	6
Columbus Blue Jackets	7	2	4	1	5
Edmonton Oilers	7	2	4	1	5
St. Louis Blues	6	2	3	1	5
Los Angeles Kings	7	2	5	0	4
Nashville Predators	8	2	6	0	4
Chicago Blackhawks	5	1	3	1	3
Minnesota Wild	6	2	3	1	5
San Jose Sharks	7	1	5	1	3
Vancouver Canucks	6	1	4	1	3
Dallas Stars	7	1	6	0	2
Phoenix Coyotes	9	0	7	2	2
Calgary Flames	6	0	6	0	0
<b>Totals</b>	<b>492</b>	<b>173</b>	<b>255</b>	<b>64</b>	<b>410</b>

OT - Includes Ties (1999-00 to 2003-04), Regulation Ties (1999-00) and Overtime Losses (2000-01 to 2003-04)

### ALL-TIME SCORING LEADERS - TOP 50

	PLAYER	GP	G	A	PTS	PIM
1.	Ilya Kovalchuk	594	328	287	615	429
2.	Vyacheslav Kozlov	537	145	271	416	312
3.	Marian Hossa	222	108	140	248	146
4.	Tobias Enstrom	380	32	172	204	116
5.	Marc Savard	184	63	133	196	262
6.	Bryan Little	356	92	103	195	121
7.	Dany Heatley	190	80	101	181	132
8.	Patrik Stefan	414	59	118	177	148
9.	Ray Ferraro	223	56	91	147	245
10.	Nik Antropov	221	55	88	143	128
11.	Todd White	221	43	93	136	84
12.	Evander Kane	213	63	63	126	183
13.	Rich Peverley	180	49	75	124	89
14.	Jim Slater	449	60	61	121	322
15.	Andrew Ladd	163	57	52	109	103
	Andrew Brunette	158	38	71	109	56
17.	Yannick Tremblay	300	33	74	107	144
18.	Dustin Byfuglien	147	32	74	106	165
19.	Frantisek Kaberle	272	20	82	102	110
20.	Bobby Holik	228	41	55	96	255
21.	Ron Hainsey	299	14	80	94	118
22.	Zach Bogosian	264	29	60	89	108
23.	Andy Sutton	273	21	66	87	474
24.	Donald Audette	78	39	43	82	76
	Niclas Havelid	303	10	72	82	157
26.	Shawn McEachern	128	27	54	81	104
	Blake Wheeler	103	24	57	81	69
28.	Colby Armstrong	179	41	39	80	142
29.	Chris Thorburn	385	29	47	76	245
30.	Tony Hrkac	160	27	43	70	26
	Scott Mellanby	140	24	46	70	118
32.	Eric Perrin	159	19	49	68	62
33.	Hnat Domenichelli	130	29	32	61	56
	Maxim Afinogenov	82	24	37	61	46
35.	Greg de Vries	164	10	49	59	142
36.	Eric Boulton	377	22	34	56	639
37.	Daniel Tjernqvist	218	10	43	53	60
38.	Ronald Petrovicky	138	24	27	51	185
	Tomi Kallio	121	22	29	51	38
	Per Svartvadet	247	17	34	51	58
41.	Chris Tamer	339	12	38	50	503
42.	Serge Aubin	140	17	32	49	152
43.	Alexander Burmistrov	150	19	29	48	69
44.	Kyle Wellwood	77	18	29	47	4
	Marty Reasoner	159	18	29	47	60
46.	J.P. Vigier	213	23	23	46	97
	Shean Donovan	144	22	24	46	105
	Niclas Bergfors	79	19	27	46	6
	Garnet Exelby	357	6	40	46	511
50.	Lubos Bartecko	108	20	23	43	38

# JETS TEAM HISTORY

## ALL-TIME LEADERS

### ALL-TIME LEADERS BY CATEGORY

#### Games

1. Ilya Kovalchuk .....	594
2. Jim Slater .....	449
3. Vyacheslav Kozlov .....	537
4. Patrik Stefan .....	414
5. Chris Thorburn .....	385
6. Tobias Enstrom .....	380
7. Eric Boulton .....	377
8. Garnet Exelby .....	357
9. Bryan Little .....	356
10. Chris Tamer .....	339

#### Penalty Minutes

1. Eric Boulton .....	639
2. Jeff Odgers .....	532
3. Garnet Exelby .....	511
4. Chris Tamer .....	503
5. Andy Sutton .....	474
6. Chris Thorburn .....	445
7. Denny Lambert .....	434
8. Ilya Kovalchuk .....	429
9. Jim Slater .....	322
10. Vyacheslav Kozlov .....	312

#### Multiple-Point Games

1. Ilya Kovalchuk .....	155
2. Vyacheslav Kozlov .....	94
3. Marian Hossa .....	74
4. Marc Savard .....	49
5. Dany Heatley .....	43
Bryan Little .....	43
7. Tobias Enstrom .....	36
8. Nik Antropov .....	32
9. Ray Ferraro .....	31
Patrik Stefan .....	31

#### Power Play Points

1. Ilya Kovalchuk .....	243
2. Vyacheslav Kozlov .....	180
3. Marian Hossa .....	109
4. Tobias Enstrom .....	98
5. Marc Savard .....	88
6. Dany Heatley .....	69
7. Todd White .....	55
8. Yannick Tremblay .....	54
9. Bryan Little .....	51
10. Ray Ferraro .....	49

#### Even-Strength Points

1. Ilya Kovalchuk .....	366
2. Vyacheslav Kozlov .....	230
3. Bryan Little .....	143
4. Patrik Stefan .....	138
5. Marian Hossa .....	125
6. Jim Slater .....	112
7. Dany Heatley .....	110
8. Marc Savard .....	104
9. Tobias Enstrom .....	101
10. Nik Antropov .....	96

#### Shorthanded Points

1. Eric Perrin .....	14
Marian Hossa .....	14
3. Patrik Stefan .....	10
4. Marty Reasoner .....	8
5. Rich Peverley .....	9
6. Ilya Kovalchuk .....	6
Shawn McEachern .....	6
Brad Larsen .....	6
J.P. Vigier .....	6

#### Goals

1. Ilya Kovalchuk .....	328
2. Vyacheslav Kozlov .....	145
3. Marian Hossa .....	108
4. Bryan Little .....	92
5. Dany Heatley .....	80
6. Marc Savard .....	63
Evander Kane .....	63
8. Jim Slater .....	60
9. Patrik Stefan .....	59
10. Andrew Ladd .....	57

#### Game-Winning Goals

1. Ilya Kovalchuk .....	40
2. Vyacheslav Kozlov .....	20
3. Marian Hossa .....	16
4. Bryan Little .....	13
Dany Heatley .....	13
6. Rich Peverley .....	14
7. Marc Savard .....	11
8. Dustin Byfuglien .....	9
Evander Kane .....	9
10. Andrew Ladd .....	8
Patrik Stefan .....	8

#### Multiple-Goal Games

1. Ilya Kovalchuk .....	46
2. Marian Hossa .....	21
3. Bryan Little .....	14
4. Dany Heatley .....	13
5. Vyacheslav Kozlov .....	12
6. Evander Kane .....	11
7. Rich Peverley .....	7
8. Andrew Ladd .....	6
Patrik Stefan .....	6
10. Donald Audette .....	5
Marc Savard .....	5
Jim Slater .....	5

#### Power Play Goals

1. Ilya Kovalchuk .....	115
2. Vyacheslav Kozlov .....	51
3. Marian Hossa .....	39
4. Dany Heatley .....	31
5. Marc Savard .....	26
6. Bryan Little .....	25
7. Ray Ferraro .....	23
8. Todd White .....	20
9. Nik Antropov .....	17
10. Tobias Enstrom .....	16

#### Even-Strength Goals

1. Ilya Kovalchuk .....	210
2. Vyacheslav Kozlov .....	93
3. Bryan Little .....	65
4. Marian Hossa .....	57
5. Jim Slater .....	53
6. Evander Kane .....	52
7. Dany Heatley .....	48
8. Patrik Stefan .....	47
9. Andrew Ladd .....	42
10. Nik Antropov .....	38

#### Shorthanded Goals

1. Marian Hossa .....	12
2. Brad Larsen .....	5
Jim Slater .....	5
4. Colin Stuart .....	4
Andy Sutton .....	4
Rich Peverley .....	4

#### Assists

1. Ilya Kovalchuk .....	287
2. Vyacheslav Kozlov .....	271
3. Tobias Enstrom .....	172
4. Marian Hossa .....	140
5. Marc Savard .....	133
6. Patrik Stefan .....	118
7. Bryan Little .....	103
8. Dany Heatley .....	101
9. Todd White .....	93
10. Ray Ferraro .....	91

#### Shots

1. Ilya Kovalchuk .....	2,178
2. Vyacheslav Kozlov .....	1,211
3. Marian Hossa .....	910
4. Bryan Little .....	833
5. Jim Slater .....	665
6. Marc Savard .....	648
7. Dustin Byfuglien .....	570
8. Patrik Stefan .....	564
9. Yannick Tremblay .....	554
10. Zach Bogosian .....	550

#### Multiple-Assist Games

1. Vyacheslav Kozlov .....	49
2. Ilya Kovalchuk .....	48
3. Marc Savard .....	34
6. Tobias Enstrom .....	27
4. Marian Hossa .....	25
5. Ray Ferraro .....	18
6. Bryan Little .....	16
7. Dustin Byfuglien .....	15
Dany Heatley .....	15
Patrik Stefan .....	15
10. Nik Antropov .....	14

#### Power Play Assists

1. Ilya Kovalchuk .....	138
2. Vyacheslav Kozlov .....	133
5. Tobias Enstrom .....	84
3. Marian Hossa .....	70
4. Marc Savard .....	62
6. Yannick Tremblay .....	42
7. Frantisek Kaberle .....	40
8. Dany Heatley .....	38
9. Todd White .....	35
10. Dustin Byfuglien .....	31

#### Even-Strength Assists

1. Ilya Kovalchuk .....	156
2. Vyacheslav Kozlov .....	137
3. Patrik Stefan .....	91
4. Tobias Enstrom .....	86
8. Bryan Little .....	75
5. Marc Savard .....	69
6. Marian Hossa .....	68
7. Dany Heatley .....	62
9. Ray Ferraro .....	60
10. Todd White .....	58
Nik Antropov .....	58

#### Shorthanded Assists

1. Eric Perrin .....	11
2. Marty Reasoner .....	7
Patrik Stefan .....	7
4. Rich Peverley .....	5
5. Tobias Enstrom .....	4
Steve Guolla .....	4
Vyacheslav Kozlov .....	4
Shawn McEachern .....	4

### ALL-TIME LEADERS BY CATEGORY

#### Points Per Game\*

1.	Marian Hossa	1.12
2.	Marc Savard	1.07
3.	Ilya Kovalchuk	1.03
4.	Dany Heatley	0.95
5.	Blake Wheeler	0.79
6.	Vyacheslav Kozlov	0.77
7.	Maxim Afinogenov	0.74
8.	Dustin Byfuglien	0.72
9.	Rich Peverley	0.69
	Andrew Brunette	0.69

#### Faceoff Wins

1.	Patrik Stefan	2,583
2.	Bobby Holik	2,468
3.	Ray Ferraro	1,966
4.	Marc Savard	1,964
5.	Jim Slater	1,874

\*minimum of 75 games

#### Goals Per Game\*

1.	Ilya Kovalchuk	0.55
2.	Marian Hossa	0.49
3.	Dany Heatley	0.42
4.	Andrew Ladd	0.35
5.	Marc Savard	0.34
6.	Evander Kane	0.30
7.	Rich Peverley	0.27
	Vyacheslav Kozlov	0.27
9.	Bryan Little	0.26
10.	Ray Ferraro	0.25

#### Shifts

1.	Ilya Kovalchuk	12,753
2.	Vyacheslav Kozlov	11,670
3.	Tobias Enstrom	9,967
3.	Garnet Exelby	8,764
4.	Patrik Stefan	8,484

#### Assists Per Game\*

1.	Marc Savard	0.72
2.	Marian Hossa	0.63
3.	Blake Wheeler	0.55
4.	Dany Heatley	0.53
5.	Vyacheslav Kozlov	0.50
6.	Ilya Kovalchuk	0.48
7.	Todd White	0.47
8.	Tobias Enstrom	0.45
	Andrew Brunette	0.45
10.	Rich Peverley	0.42
	Shawn McEachern	0.42
	Todd White	0.42

#### Average Time On Ice\*

1.	Dustin Byfuglien	23:40
2.	Tobias Enstrom	23:32
3.	Niclas Havelid	22:52
4.	Frantisek Kaberle	22:25
5.	Greg De Vries	22:07

### ALL-TIME LEADERS BY CATEGORY - DEFENSEMEN

#### Points

1.	Tobias Enstrom	204
2.	Yannick Tremblay	107
3.	Dustin Byfuglien	106
4.	Frantisek Kaberle	102
5.	Ron Hainsey	94
6.	Zach Bogosian	89
7.	Andy Sutton	87
8.	Niclas Havelid	82
9.	Greg De Vries	59
10.	Daniel Tjarnqvist	53

#### Games

1.	Tobias Enstrom	380
2.	Garnet Exelby	357
3.	Chris Tamer	339
4.	Niclas Havelid	303
5.	Yannick Tremblay	300
6.	Ron Hainsey	299
7.	Andy Sutton	273
8.	Frantisek Kaberle	272
9.	Zach Bogosian	264
10.	Daniel Tjarnqvist	218

#### Goals

1.	Yannick Tremblay	33
2.	Dustin Byfuglien	32
	Tobias Enstrom	32
4.	Zach Bogosian	29
5.	Andy Sutton	21
6.	Frantisek Kaberle	20
7.	Ron Hainsey	14
8.	Chris Tamer	12
	Steve McCarthy	12
10.	Steve Staios	11

#### Penalty Minutes

1.	Garnet Exelby	511
2.	Chris Tamer	503
3.	Andy Sutton	474
4.	Tobias Enstrom	216
5.	Boris Valabik	210
6.	Zach Bogosian	208
7.	Steve Staios	203
8.	Niclas Havelid	184
9.	Dustin Byfuglien	165
10.	Yannick Tremblay	144

#### Assists

1.	Tobias Enstrom	172
2.	Frantisek Kaberle	82
3.	Ron Hainsey	80
4.	Yannick Tremblay	74
5.	Dustin Byfuglien	72
	Niclas Havelid	72
7.	Andy Sutton	66
8.	Zach Bogosian	60
9.	Greg De Vries	49
10.	Daniel Tjarnqvist	43

### ALL-TIME GOALTENDING LEADERS

#### Games

1.	Kari Lehtonen	204
4.	Ondrej Pavelec	187
2.	Johan Hedberg	137
3.	Pasi Nurminen	125
5.	Milan Hnilička	117
6.	Damian Rhodes	81
7.	Chris Mason	53
8.	Norm Maracle	46
9.	Byron Dufoe	35

#### Goals-Against Average\*

1.	Pasi Nurminen	2.87
	Kari Lehtonen	2.87
3.	Ondrej Pavelec	2.99
4.	Johan Hedberg	3.08
5.	Chris Mason	3.09

#### Wins

1.	Kari Lehtonen	94
2.	Ondrej Pavelec	70
3.	Johan Hedberg	57
4.	Pasi Nurminen	48
5.	Milan Hnilička	29
6.	Chris Mason	21
7.	Damian Rhodes	14
8.	Michael Garnett	10
9.	Byron Dufoe	9

#### Save Percentage\*

1.	Kari Lehtonen	.912
2.	Ondrej Pavelec	.908
3.	Pasi Nurminen	.904
4.	Ondrej Pavelec	.907
5.	Milan Hnilička	.901

#### Overtime Losses/Ties

1.	Ondrej Pavelec	25
2.	Kari Lehtonen	17
3.	Johan Hedberg	14
4.	Milan Hnilička	13
5.	Pasi Nurminen	12

#### Shutouts

1.	Kari Lehtonen	14
2.	Ondrej Pavelec	10
3.	Milan Hnilička	5
	Pasi Nurminen	5
5.	Johan Hedberg	4
6.	Chris Mason	3

\*minimum of 25 games

# JETS TEAM HISTORY

## ALL-TIME LEADERS

### LONGEST POINT-SCORING STREAKS

Player	Games	Season	Dates	Total Points (Goals, Assists)
Marian Hossa	11	2006-07	2/17-3/12	18 (7 goals, 11 assists)
Ilya Kovalchuk	10	2007-08	12/27-1/15	16 (8 goals, 8 assists)
Ilya Kovalchuk	10	2009-10	12/10-12/28	15 (7 goals, 8 assists)
Vyacheslav Kozlov	9	2005-06	10/25-11/12	14 (3 goals, 11 assists)
Marc Savard	9	2005-06	12/26-1/11	14 (5 goals, 9 assists)
Todd White	9	2008-09	3/6-3/21	10 (3 goals, 7 assists)
Ilya Kovalchuk	8	2005-06	12/30-1/13	18 (11 goals, 7 assists)
Ilya Kovalchuk	8	2006-07	10/14-10/30	15 (9 goals, 6 assists)
Evander Kane	8	2011-12	2/16-3/1	14 (7 goals, 7 assists)
Marc Savard	8	2002-03	3/22-4/5	14 (5 goals, 9 assists)
Peter Bondra	8	2005-06	11/1-11/18	14 (7 goals, 7 assists)
Marian Hossa	8	2006-07	11/1-11/7	14 (6 goals, 8 assists)
Vyacheslav Kozlov	8	2008-09	3/8-3/21	12 (4 goals, 8 assists)
Rich Peverley	8	2009-10	10/16-11/3	12 (5 goals, 7 assists)
Marc Savard	8	2005-06	3/30-4/13	11 (2 goals, 9 assists)
Todd White	8	2008-09	12/12-12/28	11 (5 goals, 6 assists)
Ilya Kovalchuk	8	2003-04	11/25-12/10	8 (3 goals, 5 assists)
Dustin Byfuglien	7	2011-12	2/16-2/27	13 (2 goals, 11 assists)
Bryan Little	7	2011-12	11/29-12/13	9 (5 goals, 4 assists)

\*7-game point streak achieved 15 other times in franchise history by players no longer on the Jets' roster; 6 times by Ilya Kovalchuk

### LONGEST GOAL-SCORING STREAKS

Player	Games	Season	Dates	Goals
Ilya Kovalchuk	7	2005-06	1/1-1/13	11
Ilya Kovalchuk	6	2008-09	2/8-2/19	9
Ilya Kovalchuk	6	2006-07	10/21-10/30	8
Ilya Kovalchuk	5	2005-06	4/1-4/8	6
Maxim Afinogenov	5	2009-10	11/12-11/21	6
Vyacheslav Kozlov	5	2003-04	12/3-12/12	5
Ilya Kovalchuk	5	2008-09	3/21-4/1	5
Bryan Little	4	2008-09	12/23-12/30	7
Nik Antropov	4	2009-10	12/16-12/21	5
Nik Antropov	4	2009-10	3/14-3/20	5
Andrew Ladd	4	2010-11	2/13-2/23	5
Nik Antropov	4	2011-12	3/14-3/30	4
Blake Wheeler	4	2011-12	3/1-3/9	4
Bryan Little	4	2011-12	12/6-12/13	4
Bryan Little	4	2008-09	2/15-2/21	4

\*4-game goal streak achieved 22 other times in franchise history by players no longer on the Jets' roster; 12 times by Ilya Kovalchuk

### LONGEST ASSIST STREAKS

Player	Games	Season	Dates	Assists
Todd White	8	2007-08	12/27-1/10	8
Dustin Byfuglien	7	2011-12	2/16-2/27	11
Vyacheslav Kozlov	7	2005-06	10/29-11/12	10
Todd White	7	2008-09	2/15-2/28	8
Marc Savard	6	2005-06	11/9-11/19	14
Vyacheslav Kozlov	6	2002-03	3/28-4/6	10
Dany Heatley	6	2002-03	11/23-12/6	9
Tobias Enstrom	6	2009-10	12/12-12/21	9
Donald Audette	6	2000-01	10/7-10/21	7
Marc Savard	6	2003-04	12/1-12/12	7
Colby Armstrong	6	2008-09	3/21-4/3	7
Ilya Kovalchuk	6	2009-10	12/10-12/19	6
Blake Wheeler	5	2011-12	2/16-2/23	11
Nik Antropov	5	2009-10	10/22-11/3	8
Tobias Enstrom	5	2010-11	11/21-11/30	5

\*5-game assist streak achieved 11 other times in franchise history by players no longer on the Jets' roster

### SINGLE SEASON LEADERS BY CATEGORY

#### Points

1. Marian Hossa.....	100	(2006-07)
2. Ilya Kovalchuk.....	98	(2005-06)
3. Marc Savard.....	97	(2005-06)
4. Marian Hossa.....	92	(2005-06)
5. Ilya Kovalchuk.....	91	(2008-09)

#### Penalty Minutes

1. Jeff Odgers.....	226	(2000-01)
2. Denny Lambert.....	219	(1999-00)
3. Denny Lambert.....	215	(2000-01)
4. Francis Lessard.....	181	(2003-04)
5. Eric Boulton.....	176	(2008-09)

#### Average Ice Time\*

1. Nicolas Havelid.....	25:16	(2006-07)
2. Tobias Enstrom.....	24:28	(2007-08)
3. Nicolas Havelid.....	24:25	(2005-06)
4. Dustin Byfuglien.....	24:06	(2011-12)
5. Tobias Enstrom.....	23:50	(2011-12)

#### Multiple-Point Games

1. Marian Hossa.....	32	(2006-07)
2. Ilya Kovalchuk.....	27	(2008-09)
3. Ilya Kovalchuk.....	26	(2005-06)
Marc Savard.....	26	(2005-06)
5. Marian Hossa.....	25	(2005-06)
Dany Heatley.....	25	(2002-03)

#### Power Play Points

1. Ilya Kovalchuk.....	56	(2005-06)
2. Marc Savard.....	48	(2005-06)
3. Marian Hossa.....	44	(2006-07)
4. Vyacheslav Kozlov.....	43	(2008-09)
5. Marian Hossa.....	39	(2005-06)

#### Even-Strength Points

1. Ilya Kovalchuk.....	55	(2007-08)
2. Ilya Kovalchuk.....	54	(2008-09)
3. Marian Hossa.....	52	(2006-07)
4. Ilya Kovalchuk.....	52	(2003-04)
5. Blake Wheeler.....	49	(2011-12)
Dany Heatley.....	49	(2002-03)

#### Shorthanded Points

1. Eric Perrin.....	10	(2007-08)
2. Marian Hossa.....	8	(2005-06)
3. Marty Reasoner.....	6	(2008-09)
4. Rich Peverley.....	5	(2009-10)
Shawn McEachern.....	5	(2003-04)

\* minimum 55 games played

\*\* minimum 10 goals scored

#### Goals

1. Ilya Kovalchuk.....	52	(2007-08)
Ilya Kovalchuk.....	52	(2005-06)
3. Ilya Kovalchuk.....	43	(2008-09)
Marian Hossa.....	43	(2006-07)
5. Ilya Kovalchuk.....	42	(2006-07)

#### Shots

1. Dustin Byfuglien.....	347	(2010-11)
2. Ilya Kovalchuk.....	341	(2003-04)
3. Marian Hossa.....	341	(2005-06)
4. Marian Hossa.....	340	(2006-07)
5. Ilya Kovalchuk.....	336	(2006-07)

#### Plus/Minus Rating

1. Marian Hossa.....	+18	(2006-07)
2. Marian Hossa.....	+17	(2005-06)
3. Rich Peverley.....	+16	(2008-09)
4. Tobias Enstrom.....	+14	(2008-09)
Vyacheslav Kozlov.....	+14	(2005-06)

#### Multiple-Goal Games

1. Marian Hossa.....	10	(2006-07)
Ilya Kovalchuk.....	10	(2005-06)
Dany Heatley.....	10	(2002-03)
4. Ilya Kovalchuk.....	8	(2007-08)
5. Evander Kane.....	7	(2011-12)
Marian Hossa.....	7	(2005-06)

#### Power Play Goals

1. Ilya Kovalchuk.....	27	(2005-06)
2. Dany Heatley.....	19	(2002-03)
3. Ilya Kovalchuk.....	18	(2006-07)
4. Marian Hossa.....	17	(2006-07)
5. Ilya Kovalchuk.....	16	(2007-08)
Ilya Kovalchuk.....	16	(2003-04)

#### Even-Strength Goals

1. Ilya Kovalchuk.....	34	(2007-08)
2. Ilya Kovalchuk.....	31	(2008-09)
3. Ilya Kovalchuk.....	29	(2002-03)
4. Ilya Kovalchuk.....	25	(2005-06)
5. Evander Kane.....	24	(2011-12)
Ilya Kovalchuk.....	24	(2006-07)
Ilya Kovalchuk.....	24	(2003-04)

#### Shorthanded Goals

1. Marian Hossa.....	7	(2005-06)
2. Chris Thorburn.....	3	(2009-10)
Colin Stuart.....	3	(2008-09)
Pascal Dupuis.....	3	(2007-08)
Marian Hossa.....	3	(2006-07)
Brad Larsen.....	3	(2005-06)
Shean Donovan.....	3	(2000-01)

#### Assists

1. Marc Savard.....	69	(2005-06)
2. Marian Hossa.....	57	(2006-07)
3. Marian Hossa.....	53	(2005-06)
4. Vyacheslav Kozlov.....	52	(2006-07)
5. Todd White.....	51	(2008-09)

#### Shooting Percentage\*\*

1. Andrew Brunette.....	21.5	(1999-00)
2. Kyle Wellwood.....	19.4	(2009-10)
3. Ilya Kovalchuk.....	18.4	(2007-08)
4. Bryan Little.....	18.0	(2008-09)
5. Tony Hrkac.....	17.8	(2001-02)

#### Game-Winning Goals

1. Vyacheslav Kozlov.....	8	(2006-07)
2. Rich Peverley.....	7	(2009-10)
Ilya Kovalchuk.....	7	(2006-07)
Ilya Kovalchuk.....	7	(2005-06)
Marian Hossa.....	7	(2005-06)

#### Multiple-Assist Games

1. Marc Savard.....	21	(2005-06)
2. Marian Hossa.....	13	(2005-06)
3. Marian Hossa.....	12	(2006-07)
Vyacheslav Kozlov.....	12	(2006-07)
Vyacheslav Kozlov.....	12	(2002-03)

#### Power Play Assists

1. Marc Savard.....	36	(2005-06)
2. Vyacheslav Kozlov.....	31	(2008-09)
3. Vyacheslav Kozlov.....	29	(2006-07)
Ilya Kovalchuk.....	29	(2005-06)
5. Marian Hossa.....	27	(2006-07)

#### Even-Strength Assists

1. Blake Wheeler.....	38	(2011-12)
2. Marc Savard.....	31	(2005-06)
3. Nik Antropov.....	30	(2009-10)
Ray Ferraro.....	30	(2000-01)
5. Todd White.....	29	(2008-09)
Marian Hossa.....	29	(2006-07)
Vyacheslav Kozlov.....	29	(2005-06)
Dany Heatley.....	29	(2001-02)

#### Shorthanded Assists

1. Eric Perrin.....	8	(2007-08)
2. Marty Reasoner.....	5	(2008-09)
3. Shawn McEachern.....	4	(2003-04)
4. Rich Peverley.....	3	(2009-10)
Steve Guolla.....	3	(2000-01)

### SINGLE SEASON GOALTENDING LEADERS BY CATEGORY

#### Games Played

1. Ondrej Pavelec.....	68	(2011-12)
Kari Lehtonen.....	68	(2006-07)
2. Pasi Nurminen.....	64	(2003-04)
3. Milan Hnilicka.....	60	(2001-02)
4. Ondrej Pavelec.....	58	(2010-11)

#### Minutes

1. Kari Lehtonen.....	3,934	(2006-07)
2. Ondrej Pavelec.....	3,932	(2011-12)
3. Pasi Nurminen.....	3,738	(2003-04)
4. Milan Hnilicka.....	3,367	(2001-02)
5. Ondrej Pavelec.....	3,225	(2010-11)

\* Minimum 25 games

\*\* Minimum 100 shots

#### Wins

1. Kari Lehtonen.....	34	(2006-07)
2. Ondrej Pavelec.....	29	(2011-12)
3. Pasi Nurminen.....	25	(2003-04)
4. Johan Hedberg.....	21	(2009-10)
Pasi Nurminen.....	21	(2002-03)
Ondrej Pavelec.....	21	(2010-11)

#### Goals-Against Average\*

1. Johan Hedberg.....	2.62	(2009-10)
2. Ondrej Pavelec.....	2.73	(2010-11)
3. Pasi Nurminen.....	2.77	(2003-04)
4. Kari Lehtonen.....	2.79	(2006-07)
5. Pasi Nurminen.....	2.88	(2002-03)

#### Shutouts

1. Ondrej Pavelec.....	4	(2011-12)
Ondrej Pavelec.....	4	(2010-11)
Kari Lehtonen.....	4	(2007-08)
Kari Lehtonen.....	4	(2006-07)
(4 goalies have recorded 3 shutouts)		

#### Save Percentage\*

1. Kari Lehtonen.....	.916	(2007-08)
2. Johan Hedberg.....	.915	(2009-10)
3. Ondrej Pavelec.....	.914	(2010-11)
4. Kari Lehtonen.....	.912	(2006-07)
5. Kari Lehtonen.....	.911	(2008-09)



# JETS TEAM HISTORY

## ALL-TIME HAT TRICKS

### ALL-TIME HAT TRICKS

#### JETS (32)

Date	Player	Opponent	Points	Result	All-Time Record
12/18/10	Eric Boulton	New Jersey	3-0-3	W 7-1	26-3-3
10/15/10	Anthony Stewart	at Anaheim	3-0-3	SOW 5-4	25-3-3
2/15/09	Ilya Kovalchuk	at Anaheim	3-1-4	W 8-4	24-3-3
12/26/08	Bryan Little	Carolina	3-0-3	L 4-5	23-3-3
3/13/08	Ilya Kovalchuk	Calgary	3-1-4	W 6-4	23-2-3
1/15/08	Marian Hossa	at Detroit	3-0-3	W 5-1	22-2-3
11/3/07	Ilya Kovalchuk	at Tampa Bay	3-1-4	W 6-4	21-2-3
11/1/07	Ilya Kovalchuk	at Ottawa	3-0-3	L 4-6	20-2-3
1/16/07	Marian Hossa	Los Angeles	3-0-3	W 6-2	20-1-3
11/30/06	Marian Hossa	Toronto	3-1-4	W 5-0	19-1-3
11/8/06	Vyacheslav Kozlov	Ottawa	3-0-3	W 5-4	18-1-3
11/6/06	Ilya Kovalchuk	Boston	3-1-4	W 5-3	17-1-3
10/23/06	Ilya Kovalchuk	at Florida	3-1-4	W 6-3	16-1-3
1/6/06	Ilya Kovalchuk	Pittsburgh	3-0-3	W 6-4	15-1-3
1/2/06	Slava Kozlov	Ottawa	3-1-4	W 8-3	14-1-3
12/9/05	Ronald Petrovicky	Columbus	3-0-3	W 5-2	13-1-3
11/11/05	Ilya Kovalchuk	Tampa Bay	4-0-4	W 5-2	12-1-3
10/23/03	Ilya Kovalchuk	Nashville	3-0-3	W 4-2	11-1-3
10/18/03	Ilya Kovalchuk	Chicago	3-0-3	W 7-2	10-1-3
4/6/03	Kamil Piro	Tampa Bay	3-1-4	W 6-2	9-1-3
1/25/03	Dany Heatley	at NY Rangers	3-0-3	W 4-1	8-1-3
1/13/03	Dany Heatley	at Philadelphia	3-0-3	W 7-4	7-1-3
12/6/02	Ilya Kovalchuk	at Washington	3-2-5	OTL 6-7	6-1-3
10/12/02	Shawn McEachern	Florida	3-0-3	OTL 4-5	6-1-2
1/19/02	Pascal Rheaume	at Florida	4-1-5	W 6-1	6-1-1
2/13/01	Ray Ferraro	Buffalo	3-0-3	W 5-4	5-1-1
12/9/00	Donald Audette	at NY Islanders	3-1-4	W 5-2	4-1-1
12/4/00	Ray Ferraro	Boston	3-0-3	W 5-4	3-1-1
11/29/00	Shean Donovan	Detroit	3-0-3	L 4-6	2-1-1
11/4/00	Tomi Kallio	at Boston	3-1-4	W 8-3	2-0-1
10/21/00	Donald Audette	at Ottawa	3-1-4	T 6-6	1-0-1
11/22/99	Dean Sylvester	Vancouver	3-1-4	W 6-3	1-0-0

#### OPPONENTS (43)

Date	Player	Opponent	Points	Results	All-Time Record
4/7/12	Teddy Purcell	Tampa Bay	3-0-3	OTL 3-4	1-39-3
3/20/12	James Neal	at Pittsburgh	3-1-4	L 4-8	1-39-2
1/4/12	Lars Eller	at Montreal	4-1-5	L 3-7	1-38-2
11/10/11	Kris Versteeg	Florida	3-1-4	L 2-5	1-37-2
3/12/11	Ville Leino	at Philadelphia	3-0-3	W 5-4	1-36-2
2/19/11	Taylor Hall	at Edmonton	3-0-3	L 3-5	0-36-2
12/2/10	Sidney Crosby	at Pittsburgh	3-0-0	L 2-3	0-35-2
11/13/10	Evgeni Malkin	Pittsburgh	3-1-4	L 2-4	0-34-2
10/30/10	Jay McClement	at St. Louis	3-0-3	L 3-4	0-33-2
10/23/10	Alexander Semin	at Washington	3-0-3	L 3-4	0-32-2
10/22/10	Steven Stamkos	Tampa Bay	3-1-4	L 2-5	0-31-2
1/21/10	Eric Staal	Carolina	3-0-3	L 2-5	0-30-2
12/10/09	Daniel Sedin	at Vancouver	3-0-3	L 2-4	0-29-2
12/3/09	Matt Moulson	NY Islanders	3-0-3	L 1-4	0-28-2
12/26/08	Eric Staal	Carolina	3-0-3	L 4-5	0-27-2
10/25/08	Milan Lucic	at Boston	3-1-4	L 4-5	0-26-2
1/18/08	Drew Stafford	at Buffalo	3-2-5	L 1-10	0-25-2
1/18/08	Derek Roy	at Buffalo	3-1-4	L 1-10	0-24-2
3/23/07	Jonathan Cheechoo	San Jose	3-1-4	L 1-5	0-23-2
12/15/07	Alexander Ovechkin	Washington	3-0-3	L 2-3	0-22-2
12/7/06	Vincent Lecavalier	at Tampa Bay	3-2-5	L 0-8	0-21-2
1/19/06	Luc Robitaille	at Los Angeles	3-0-3	L 6-8	0-20-2
11/5/05	Simon Gagne	at Philadelphia	3-1-4	L 3-4	0-19-2
10/14/05	Jeff O'Neill	Toronto	3-1-4	L 1-9	0-18-2
2/16/04	Miroslav Satan	at Buffalo	4-0-4	L 2-7	0-17-2
1/16/04	Jeff O'Neill	Carolina	3-0-3	L 3-4	0-16-2
11/7/03	David Vyborny	at Columbus	3-0-3	L 2-4	0-15-2
1/11/03	Jason Blake	at NY Islanders	3-1-4	L 3-7	0-14-2

### ALL-TIME HAT TRICKS (CONT.)

#### OPPONENTS (39)

Date	Player	Opponent	Points	Result	All-Time Record
1/2/03	Marian Hossa	at Ottawa	4-1-5	L 1-8	0-13-2
12/23/02	Alexander Mogilny	at Toronto	3-1-4	L 1-5	0-12-2
4/3/02	Steve Reinprecht	at Colorado	3-1-4	L 0-6	0-11-2
1/8/02	Jiri Dopita	at Philadelphia	4-1-5	L 4-7	0-10-2
12/21/01	Erik Cole	at Carolina	3-0-3	OTL 4-5	0-9-2
11/18/01	Eric Lindros	at NY Rangers	3-1-4	L 2-6	0-9-1
11/13/01	Marian Gaborik	at Minnesota	3-0-3	L 2-4	0-8-1
3/16/01	Tyler Wright	Columbus	3-0-3	L 0-3	0-7-1
3/14/01	Martin Havlat	at Ottawa	3-1-4	L 1-8	0-6-1
2/21/01	Shane Willis	at Carolina	3-0-3	L 3-6	0-5-1
2/10/01	Pavel Bure	Florida	4-1-5	L 3-7	0-4-1
12/15/00	Pierre Turgeon	St. Louis	3-0-3	L 3-6	0-3-1
10/21/00	Andreas Dackell	at Ottawa	3-0-3	T 6-6	0-2-1
3/13/00	Ryan Smyth	Edmonton	3-0-3	L 0-3	0-2-0
1/24/00	Petr Nedved	NY Rangers	3-0-3	L 3-6	0-1-0

### ALL-TIME SHUTOUTS

#### JETS (52)

Date	Player	Opponent	Saves	Score
3/1/12	Ondrej Pavelec	Florida	33	7-0
1/16/12	Chris Mason	at Ottawa	25	2-0
12/29/11	Chris Mason	Los Angeles	31	1-0
12/22/11	Ondrej Pavelec	Montreal	27	4-0
12/1/11	Ondrej Pavelec	Phoenix	33	1-0
11/3/11	Ondrej Pavelec	at NY Islanders	34	3-0
4/7/11	Ondrej Pavelec	at NY Rangers	29	3-0
3/31/11	Chris Mason	at Philadelphia	43	1-0
1/26/11	Ondrej Pavelec	Washington	36	1-0
11/26/10	Ondrej Pavelec	Montreal	25	3-0
11/19/10	Ondrej Pavelec	Washington	29	5-0
4/10/10	Johan Hedberg	Pittsburgh	33	1-0
3/27/10	Johan Hedberg	at Carolina	34	4-0
11/28/09	Johan Hedberg	Philadelphia	34	1-0
11/25/09	Ondrej Pavelec	at Detroit	40	2-0
11/13/09	Ondrej Pavelec	Los Angeles	38	7-0
3/10/09	Kari Lehtonen	at Colorado	35	3-0
3/6/09	Kari Lehtonen	Montreal	25	2-0
1/8/09	Kari Lehtonen	at New Jersey	29	4-0
3/31/08	Kari Lehtonen	at Tampa Bay	36	2-0
2/2/08	Kari Lehtonen	at Washington	36	2-0
12/29/07	Kari Lehtonen	Boston	26	5-0
12/1/07	Kari Lehtonen	at NY Islanders	33	4-0
11/16/07	Johan Hedberg	at Carolina	31	3-0
11/30/06	Kari Lehtonen	Toronto	36	5-0
11/25/06	Kari Lehtonen	Florida	37	1-0
10/9/06	Kari Lehtonen	at Tampa Bay	34	1-0
10/7/06	Kari Lehtonen	Florida	36	5-0
3/20/06	Kari Lehtonen	Buffalo	20	5-0
1/13/06	Kari Lehtonen	St. Louis	37	2-0
12/26/05	Michael Garnett	Montreal	36	4-0
12/23/05	Michael Garnett	at New Jersey	29	1-0
11/12/05	Dunham/Berkhoel	at Carolina	5/14	9-0
11/9/05	Mike Dunham	Pittsburgh	26	5-0
3/27/04	Kari Lehtonen	at Florida	30	3-0
3/15/04	Pasi Nurminen	Carolina	31	1-0
11/23/03	Pasi Nurminen	Phoenix	21	1-0
10/16/03	Pasi Nurminen	at NY Rangers	29	0-0

# JETS TEAM HISTORY

## ALL-TIME SHUTOUTS

### ALL-TIME SHUTOUTS (CONT.)

#### JETS (52)

Date	Player	Opponent	Saves	Score
1/15/03	Pasi Nurminen	Montreal	23	1-0
12/16/02	Pasi Nurminen	Toronto	30	1-0
3/12/02	Milan Hnilička	Colorado	23	2-0
1/11/02	Milan Hnilička	Calgary	37	1-0
10/26/01	Milan Hnilička	Washington	37	1-0
3/22/01	Milan Hnilička	at Tampa Bay	29	2-0
11/15/00	Milan Hnilička	Nashville	37	1-0
1/14/00	Norm Maracle	Philadelphia	26	1-0
10/14/99	Damian Rhodes	at NY Islanders	20	2-0
12/16/02	Pasi Nurminen	Toronto	30	1-0
3/12/02	Milan Hnilička	Colorado	23	2-0
1/11/02	Milan Hnilička	Calgary	37	1-0
10/26/01	Milan Hnilička	Washington	37	1-0
3/22/01	Milan Hnilička	at Tampa Bay	29	2-0
11/15/00	Milan Hnilička	Nashville	37	1-0
1/14/00	Norm Maracle	Philadelphia	26	1-0
10/14/99	Damian Rhodes	at NY Islanders	20	2-0

#### OPPONENTS (74)

Date	Player	Opponent	Saves	Score
2/5/12	Carey Price	at Montreal	23	3-0
1/24/12	Henrik Lundqvist	at NY Rangers	22	3-0
1/12/12	Antti Niemi	San Jose	24	2-0
1/5/12	Jonas Gustavsson	at Toronto	24	4-0
12/15/11	Michal Neuvirth	Washington	26	1-0
11/6/11	Martin Biron	at NY Rangers	23	3-0
10/29/11	Dwayne Roloson	at Tampa Bay	28	1-0
11/4/10	Mathieu Garon	Columbus	25	3-0
4/6/10	Martin Brodeur	New Jersey	19	3-0
3/23/10	Tuukka Rask	Boston	27	4-0
1/18/10	Tomas Vokoun	at Florida	27	1-0
12/30/09	Tuukka Rask	at Boston	18	4-0
1/31/09	Cam Ward	at Carolina	19	2-0
1/27/09	Marty Turco	at Dallas	25	2-0
11/22/08	Steve Mason	Columbus	15	2-0
10/28/08	Antero Niittymäki	Philadelphia	24	7-0
10/16/08	Martin Brodeur	New Jersey	25	1-0
1/22/08	Henrik Lundqvist	at NY Rangers	14	4-0
12/26/07	Pascal Leclaire	at Columbus	21	2-0
12/14/07	Vesa Toskala	Toronto	24	4-0
11/24/07	Marc-Andre Fleury	at Pittsburgh	28	5-0
11/23/07	Martin Brodeur	New Jersey	22	3-0
10/25/07	Dan Ellis	at Nashville	20	3-0
10/16/07	Martin Biron	at Philadelphia	31	4-0
10/11/07	Ryan Miller	at Buffalo	20	6-0
12/16/06	Rick DiPietro	at NY Islanders	37	6-0
12/7/06	Marc Denis	at Tampa Bay	21	8-0
1/21/06	John Grahame	Tampa Bay	20	2-0
12/1/05	Mikael Tellqvist	Toronto	28	4-0
10/20/05	John Grahame	Tampa Bay	15	6-0
10/12/05	Yann Danis	Montreal	32	2-0
10/5/05	Roberto Luongo	at Florida	34	2-0
3/26/04	Scott Clemmensen	New Jersey	18	5-0
3/9/04	Mike Dunham	NY Rangers	25	2-0
1/24/04	Rick DiPietro	NY Islanders	25	3-0
12/16/03	Maxime Ouellet	Washington	37	5-0
12/18/03	Martin Brodeur	New Jersey	15	3-0
11/15/03	Jeff Hackett	at Philadelphia	24	4-0
10/16/03	Mike Dunham	at NY Rangers	30	0-0
2/25/03	Dan Cloutier	at Vancouver	23	8-0
2/19/03	John Grahame	at Tampa Bay	27	2-0
12/28/02	John Grahame	Boston	29	1-0
12/14/02	Brent Johnson	at St. Louis	32	4-0

### ALL-TIME SHUTOUTS (CONT.)

#### OPPONENTS (74)

Date	Player	Opponent	Saves	Score
12/8/02	Tommy Salo	Edmonton	15	3-0
11/7/02	Jocelyn Thibault	at Chicago	17	5-0
10/29/02	Felix Potvin	Los Angeles	25	4-0
4/3/02	Patrick Roy	at Colorado	24	6-0
3/8/02	Byron Dafee	Boston	21	3-0
2/12/02	Brent Johnson	at St. Louis	11	3-0
1/30/02	Curtis Joseph	Toronto	17	6-0
1/22/02	Olie Kolzig	Washington	27	3-0
11/10/01	Olie Kolzig	at Washington	34	3-0
11/8/01	Martin Biron	at Buffalo	16	8-0
11/4/01	J-S Giguere	at Anaheim	24	5-0
4/5/01	Manny Legace	at Detroit	16	4-0
3/30/01	Dominik Hasek	at Buffalo	30	4-0
3/26/01	Dominik Hasek	Buffalo	19	4-0
3/16/01	Ron Tugnutt	at Columbus	34	3-0
2/23/01	Jocelyn Thibault	at Chicago	27	1-0
1/12/01	Mathieu Garon	Montreal	24	3-0
12/11/00	Martin Brodeur	at New Jersey	19	4-0
11/23/00	Mathieu Garon	Montreal	25	6-0
3/31/00	Martin Brodeur	at New Jersey	22	6-0
3/13/00	Tommy Salo	at Edmonton	24	3-0
3/10/00	Martin Brodeur	New Jersey	19	9-0
2/29/00	Glenn Healy	Toronto	14	4-0
2/11/00	Steve Shields	San Jose	24	3-0
1/8/00	Olie Kolzig	Washington	20	3-0
12/30/99	Tomas Vokoun	at Nashville	25	6-0
12/15/99	Olie Kolzig	at Washington	18	4-0
12/8/99	Jamie Storr	at Los Angeles	21	4-0
11/27/99	Trevor Kidd	at Florida	24	3-0
11/19/99	Martin Biron	Buffalo	18	4-0
10/27/99	Curtis Joseph	at Toronto	16	4-0

### ALL-TIME PENALTY SHOTS

#### JETS (27 chances/8 goals)

Date	Player	Opponent	Goaltender	Results
3/26/12	Kyle Wellwood	Ottawa	Craig Anderson	No Goal
1/10/12	Chris Thorburn	at Boston	Tuukka Rask	No Goal
11/3/11	Evander Kane	at NY Islanders	Rick DiPietro	No Goal
10/15/10	Nik Antropov	at Phoenix	Mike Smith	No Goal
3/19/11	Evander Kane	at Buffalo	Ryan Miller	No Goal
12/11/10	Evander Kane	at NY Islanders	Rick DiPietro	No Goal
10/8/10	Evander Kane	Washington	Michal Neuvirth	Goal
3/23/10	Colby Armstrong	Boston	Tuukka Rask	No Goal
10/29/09	Jim Slater	Washington	Semyon Varlamov	No Goal
3/1/08	Ilya Kovalchuk	at Boston	Tim Thomas	Goal
2/28/08	Eric Perrin	NY Islanders	Rick DiPietro	Goal
2/1/07	Marian Hossa	NY Islanders	Mike Dunham	No Goal
1/20/07	Marian Hossa	at NY Rangers	Henrik Lundqvist	No Goal
1/6/07	J.P. Vigier	at Washington	Olie Kolzig	No Goal
10/21/06	Marian Hossa	Florida	Alex Auld	Goal
4/15/06	Marc Savard	Boston	Tim Thomas	No Goal
4/8/06	Jim Slater	Carolina	Martin Gerber	No Goal
4/1/06	Marc Savard	Carolina	Cam Ward	Goal
1/13/06	Marian Hossa	St. Louis	Curtis Sanford	No Goal
12/17/05	Marian Hossa	Florida	Roberto Luongo	No Goal
12/15/05	Marian Hossa	at New Jersey	Martin Brodeur	No Goal
10/25/05	Patrik Stefan	at NY Islanders	Rick DiPietro	No Goal
11/5/03	Patrik Stefan	at Buffalo	Martin Biron	Goal
3/29/03	Dany Heatley	at Nashville	Tomas Vokoun	No Goal
4/12/02	Tony Hrkac	at Columbus	Marc Denis	Goal
1/11/02	Jeff Cowan	Calgary	Roman Turek	No Goal
2/21/01	Ray Ferraro	at Carolina	Arturs Irbe	Goal

# JETS TEAM HISTORY

## ALL-TIME PENALTY SHOTS

### ALL-TIME PENALTY SHOTS (CONT.)

OPPONENTS (29 chances/12 goals)

Date	Player	Team	Goaltender	Results
4/2/11	Michael Grabner	at NY Islanders	Chris Mason	Goal
1/4/12	Patrik Elias	New Jersey	Ondrej Pavelec	No Goal
1/10/12	Shawn Thornton	at Boston	Ondrej Pavelec	Goal
1/4/12	Lars Eller	at Montreal	Chris Mason	Goal
4/2/11	Michael Ryder	at Boston	Ondrej Pavelec	Goal
3/25/11	Daniel Sedin	Vancouver	Chris Mason	No Goal
2/11/11	Marian Gaborik	NY Rangers	Ondrej Pavelec	No Goal
12/13/10	Jason Spezza	at Ottawa	Ondrej Pavelec	Goal
1/16/10	Eric Staal	at Carolina	Ondrej Pavelec	No Goal
11/21/09	Maxime Talbot	Pittsburgh	Johan Hedberg	No Goal
3/17/09	Evgeni Malkin	at Pittsburgh	Johan Hedberg	No Goal
2/10/09	Steven Stamkos	at Tampa Bay	Kari Lehtonen	No Goal
1/10/09	Michael Frolik	at Florida	Kari Lehtonen	Goal
10/28/08	Mike Richards	Philadelphia	Kari Lehtonen	No Goal
10/10/08	Alex Ovechkin	Washington	Kari Lehtonen	No Goal
12/2/06	Greg Campbell	at Florida	Kari Lehtonen	No Goal
11/11/06	Martin St. Louis	at Tampa Bay	Kari Lehtonen	No Goal
4/3/04	Vincent Lecavalier	at Tampa Bay	Kari Lehtonen	No Goal
2/21/04	Simon Gagne	at Philadelphia	Pasi Nurminen	Goal
2/13/04	Jarkko Ruutu	at Vancouver	Pasi Nurminen	No Goal
1/24/04	Jason Blake	NY Islanders	Pasi Nurminen	No Goal
2/19/03	Vincent Lecavalier	at Tampa Bay	Milan Hnilička	No Goal
4/2/02	Scott Nichol	at Calgary	Milan Hnilička	Goal
3/4/02	Mike Ribeiro	at Montreal	Milan Hnilička	No Goal
11/4/01	Matt Cullen	at Anaheim	Milan Hnilička	No Goal
3/18/01	Andrew Cassels	Vancouver	Norm Maracle	No Goal
1/30/01	Martin Straka	Pittsburgh	Damian Rhodes	Goal
3/16/00	Brad Isbister	NY Islanders	Damian Rhodes	No Goal
3/10/00	Patrik Elias	New Jersey	Damian Rhodes	Goal
3/4/00	Daniel Alfredsson	at Ottawa	Scott Langkow	Goal
10/9/99	Miroslav Satan	Buffalo	Damian Rhodes	Goal

### ALL-TIME OVERTIME GAMES (58 Wins, 55 Losses, 45 Ties, 74 Shootouts)

2011-12 (6 wins, 6 losses, 8 shootouts)

Date	Opponent	Result	Goal Scorer	Goaltender	Time
Nov. 5	at New Jersey	L 3-2	Henrique	Pavelec	1:28
Nov. 8	at Buffalo	L 6-5	Vanek	Pavelec	4:35
Nov. 23	at Washington	L 4-3	Chimera	Pavelec	1:52
Dec. 29	Los Angeles	W 1-0	Kane	Bernier	1:09
Jan. 7	at Buffalo	W 2-1	Oduya	Enroth	0:57
Feb. 2	at Tampa Bay	W 2-1	Wellwood	Garon	3:14
Feb. 21	Philadelphia	L 5-4	Jagr	Pavelec	4:16
Mar. 23	at Washington	W 4-3	Stapleton	Neuvirth	2:37
Mar. 30	at Carolina	W 4-3	Ladd	Ward	0:16
Mar. 31	at Tampa Bay	L 3-2	Stamkos	Pavelec	0:45
Apr. 3	at Florida	W 5-4	Ladd	Theodore	3:12
Apr. 7	Tampa Bay	L 4-3	Purcell	Pavelec	1:08

### ALL-TIME OVERTIME GAMES (52 Wins, 49 Losses, 45 Ties, 66 Shootouts)

#### 2010-11 (10 wins, 5 losses, 12 shootouts)

Date	Opponent	Result	Goal Scorer	Goaltender	Time
Oct. 23	at Washington	L 4-3	Fleischmann	Mason	1:37
Oct. 29	Buffalo	W 4-3	Byfuglien	Miller	4:31
Nov. 21	NY Islanders	W 2-1	Byfuglien	DiPietro	1:30
Nov. 30	at Colorado	W 3-2	Stewart	Budaj	1:49
Dec. 6	Nashville	W 3-2	Bogosian	Lindback	2:11
Dec. 13	at Ottawa	W 4-3	Little	Elliot	1:09
Dec. 26	Tampa Bay	L 3-2	Lecavalier	Pavelec	1:13
Jan. 2	at Montreal	W 4-3	Byfuglien	Price	3:43
Jan. 9	at Carolina	L 4-3	Cole	Pavelec	2:09
Feb. 5	at Carolina	L 4-3	Cole	Pavelec	2:48
Feb. 27	Toronto	W 3-2	Hainsey	Giguere	2:31
Mar. 5	Florida	W 4-3	Ladd	Vokoun	0:25
Mar. 9	at Carolina	W 3-2	Stapleton	Ward	1:38
Mar. 11	New jersey	L 3-2	Zajac	Pavelec	4:18
Mar. 12	at Philadelphia	W 5-4	Hainsey	Bobrovsky	1:17

#### 2009-10 (2 wins, 7 losses, 10 shootouts)

Date	Opponent	Result	Goal Scorer	Goaltender	Time
Nov. 22	Tampa Bay	L 4-3	Stamoks	Pavelec	2:56
Dec. 12	Montreal	W 4-3	Kovalchuk	Price	1:18
Dec. 17	Dallas	W 6-5	Peverley	Turco	1:16
Dec. 21	Montreal	L 4-3	Bergeron	Hedberg	2:23
Jan. 1	at Buffalo	L 4-3	Roy	Hedberg	4:02
Jan. 14	Buffalo	L 2-1	Roy	Pavelec	2:27
Feb. 10	at Colorado	L 4-3	Cumiskey	Hedberg	0:09
Mar. 25	Toronto	L 2-1	Grabovski	Pavelec	0:39
Apr. 3	at Pittsburgh	L 4-3	Leopold	Hedberg	2:50

#### 2008-09 (4 wins, 5 losses, 8 shootouts)

Date	Opponent	Result	Goal Scorer	Goaltender	Time
Oct. 11	at Florida	L 3-2	Booth	Lehtonen	3:54
Oct. 21	at Tampa Bay	L 3-2	Lecavalier	Lehtonen	1:41
Nov. 7	at Buffalo	W 5-4	Williams	Miller	0:48
Nov. 28	Nashville	L 4-3	Suter	Hedberg	1:44
Dec. 10	NY Rangers	L 3-2	Gomez	Hedberg	0:18
Dec. 30	at Toronto	L 4-3	Kubina	Hedberg	0:33
Jan. 16	Toronto	W 4-3	Peverley	Toskala	3:51
Mar. 12	at Edmonton	W 4-3	Reasoner	Roloson	4:10
Apr. 1	Buffalo	W 3-2	Kovalchuk	Miller	4:30

#### 2007-08 (6 wins, 2 losses, 15 shootouts)

Date	Opponent	Result	Goal Scorer	Goaltender	Time
Nov. 6	Washington	W 2-1	White	Johnson	1:34
Nov. 13	Florida	W 3-2	Kovalchuk	Anderson	0:25
Nov. 19	Tampa Bay	W 4-3	White	Holmqvist	2:49
Dec. 23	at St. Louis	W 3-2	Hossa	Legace	0:19
Jan. 2	at Carolina	W 5-4	Hossa	Ward	4:28
Feb. 9	Tampa Bay	W 2-1	Zhitnik	Holmqvist	1:26
Feb. 28	NY Islanders	L 5-4	Hunter	Lehtonen	1:09
Mar. 8	at Florida	L 3-2	Horton	Lehtonen	4:37

#### 2006-07 (7 wins, 7 losses, 11 shootouts)

Date	Opponent	Result	Goal Scorer	Goaltender	Time
Oct. 14	at Washington	W 4-3	Kovalchuk	Kolzig	3:02
Oct. 25	at Carolina	L 5-4	Babchuk	Lehtonen	1:11
Nov. 24	at Tampa Bay	L 3-2	St. Louis	Lehtonen	2:25
Nov. 28	at NY Rangers	W 5-4	Holik	Lundqvist	2:55
Dec. 9	Pittsburgh	L 4-3	Armstrong	Lehtonen	3:51
Dec. 15	Washington	L 3-2	Ovechkin	Lehtonen	0:06
Jan. 1	at Ottawa	W 3-2	Kozlov	Emery	1:48
Jan. 5	Phoenix	L 5-4	Perreault	Hedberg	2:31
Jan. 6	at Washington	L 3-2	Semin	Lehtonen	4:42
Jan. 26	NY Islanders	W 5-4	Kovalchuk	Dunham	2:59
Feb. 22	Tampa Bay	L 5-4	St. Louis	Hedberg	3:44
Mar. 16	NY Rangers	W 2-1	Zhitnik	Lundqvist	2:18
Mar. 18	Buffalo	W 4-3	Tkachuk	Miller	4:22
Mar. 29	Toronto	W 3-2	Kozlov	Raycroft	4:13



# JETS TEAM HISTORY

## ALL-TIME OVERTIME GAMES

### ALL-TIME OVERTIME GAMES (CONT.)

#### 2005-06 (5 wins, 3 losses, 10 shootouts)

Date	Opponent	Result	Goal Scorer	Goaltender	Time
Nov. 18	at Philadelphia	W 6-5	de Vries	Esche	3:05
Nov. 29	Carolina	L 4-3	Kaberle	Garnett	0:32
Dec. 15	at New Jersey	W 3-2	Savard	Brodeur	4:55
Dec. 28	Philadelphia	L 4-3	Kapanen	Garnett	0:13
Mar. 4	Washington	W 3-2	Hossa	Kolzig	1:49
Mar. 12	at NY Rangers	W 3-2	Savard	Lundqvist	2:45
Mar. 23	New Jersey	W 6-5	Bondra	Brodeur	1:03
Apr. 18	at Florida	L 2-1	Van Ryn	Berkhoel	1:34

#### 2003-04 (6 wins, 4 losses, 8 ties)

Date	Opponent	Result	Goal Scorer	Goaltender	Time
Oct. 21	at Tampa Bay	L 3-2	Kubina	Nurminen	3:28
Oct. 27	at Toronto	W 3-2	Savard	Belfour	4:45
Nov. 19	Boston	W 5-4	Kovalchuk	Potvin	3:42
Dec. 6	at Florida	W 4-3	Kozlov	Luongo	2:57
Dec. 10	Los Angeles	W 4-3	Savard	Huet	3:37
Dec. 31	at Detroit	L 6-5	Zetterberg	Nurminen	2:24
Feb. 19	at Ottawa	W 3-2	McEachern	Lalime	1:12
Mar. 5	Carolina	L 3-2	Adams	Nurminen	4:59
Mar. 15	Carolina	W 1-0	Heatley	Weekes	1:43
Mar. 17	Buffalo	L 4-3	Roy	Nurminen	0:15

#### 2002-03 (7 wins, 5 losses, 7 ties)

Date	Opponent	Result	Goal Scorer	Goaltender	Time
Oct. 12	Florida	L 5-4	Jokinen	Nurminen	4:49
Nov. 13	San Jose	W 3-2	Kozlov	Nabokov	2:19
Nov. 19	Florida	W 4-3	McEachern	Luongo	3:23
Dec. 5	at Boston	L 4-3	Murray	Dafae	1:53
Dec. 6	at Washington	L 7-6	Nylander	Dafae	2:24
Dec. 20	Carolina	L 3-2	Ward	Dafae	3:52
Dec. 30	at Pittsburgh	W 3-2	Kovalchuk	Aubin	4:40
Jan. 9	at Tampa Bay	W 3-2	Kovalchuk	Khabibulin	4:44
Feb. 17	Buffalo	W 4-3	Stefan	Biron	3:54
Feb. 27	at Colorado	W 4-3	Savard	Roy	1:12
Mar. 19	Dallas	L 5-4	Modano	Nurminen	2:24
Mar. 31	at NY Rangers	W 4-3	Tremblay	Dunham	2:40

#### 2001-02 (3 wins, 5 losses, 11 ties)

Date	Opponent	Result	Goal Scorer	Goaltender	Time
Oct. 6	at Boston	L 4-3	Guerin	Hnilicka	2:38
Oct. 20	at Carolina	L 2-1	O'Neill	Hnilicka	1:33
Dec. 18	at Boston	W 3-2	Heatley	Dafae	3:58
Dec. 21	at Carolina	L 5-4	Cole	Hnilicka	1:28
Jan. 9	Ottawa	W 4-3	Kovalchuk	Hurme	2:58
Jan. 26	at Pittsburgh	L 3-2	Robitaille	Hnilicka	4:02
Mar. 23	at Ottawa	W 3-2	Heatley	Prusek	1:41
April 12	at Columbus	L 5-4	Spacek	Hnilicka	0:29

#### 2000-01 (2 wins, 2 losses, 12 ties)

Date	Opponent	Result	Goal Scorer	Goaltender	Time
Nov. 17	Philadelphia	L 3-2	McGillis	Hnilicka	1:01
Dec. 8	Florida	W 4-3	Ferraro	Luongo	0:22
Dec. 19	at Los Angeles	W 7-6	Kaberle	Storr	1:20
Jan. 25	Toronto	L 2-1	McCabe	Hnilicka	0:39

#### 1999-00 (0 wins, 4 losses, 7 ties)

Date	Opponent	Result	Goal Scorer	Goaltender	Time
Oct. 23	Colorado	L 3-2	Sakic	Rhodes	0:40
Dec. 6	Nashville	L 4-3	Robitaille	Maracle	2:26
Dec. 27	at Detroit	L 3-2	Duchesne	Fankhouser	3:21
Jan. 31	Pittsburgh	L 2-1	Lang	Fankhouser	4:28

### ALL-TIME SHOOTOUTS (37 Wins, 29 Losses)

#### 2011-12 (4 wins, 4 losses)

Date	Opponent	Result	Winning Goal	GF/GA	Goaltenders
Oct. 19	at Toronto	L 4-3	Lupul	0/2	Pavelec/Reimer
Oct. 31	at Florida	W 4-3	Ladd	2/0	Pavelec/Theodore
Dec. 20	NY Islanders	L 3-2	Parenteau	0/2	Pavelec/Nabokov
Jan. 21	Florida	L 4-3	Samuelsson	2/3	Pavelec/Clemmensen
Jan. 31	at Philadelphia	W 2-1	Little	1/0	Pavelec/Bryzgalov
Feb. 9	at Washington	W 3-2	Little	2/1	Pavelec/Vokoun
Feb. 16	at Minnesota	W 4-3	Kane	2/1	Mason/Backstrom
Feb. 25	St. Louis	L 2-1	Perron	1/2	Mason/Halak

#### 2010-11 (5 wins, 7 losses)

Date	Opponent	Result	Winning Goal	GF/GA	Goaltenders
Oct. 15	at Anaheim	W 5-4	Dawes	1/0	Mason/Hiller
Oct. 30	at St. Louis	L 4-3	Oshie	0/2	Pavelec/Halak
Nov. 6	Chicago	L 5-4	Stalberg	1/2	Pavelec/Turco
Dec. 15	at Tampa Bay	L 2-1	Hedman	0/1	Pavelec/Smith
Dec. 16	Carolina	L 3-2	Samsonov	1/2	Mason/Ward
Dec. 30	Boston	W 3-2	Stapleton	2/0	Pavelec/Thomas
Jan. 17	at Florida	W 3-2	Burmistrov	2/1	Pavelec/Clemmensen
Jan. 20	Tampa Bay	L 3-2	Moore	1/2	Pavelec/Roloson
Jan. 22	NY Rangers	L 3-2	Zuccarello	0/1	Pavelec/Lundqvist
Feb. 25	Florida	L 2-1	Bernier	1/2	Mason/Vokoun
Mar. 17	Philadelphia	W 4-3	Schremp	2/0	Pavelec/Boucher
Mar. 27	Ottawa	W 5-4	Ladd	1/0	Mason/Anderson

#### 2009-10 (4 wins, 6 losses)

Date	Opponent	Result	Winning Goal	GF/GA	Goaltenders
Oct. 20	at Montreal	L 2-1	Gionta	0/2	Pavelec/Halak
Nov. 8	St. Louis	W 3-2	Kozlov	2/0	Hedberg/Conklin
Nov. 19	Boston	L 4-3	Bergeron	0/1	Pavelec/Rask
Dec. 5	at Florida	W 2-1	Peverley	2/1	Hedberg/Vokoun
Dec. 14	at NY Rangers	W 3-2	Kozlov	2/0	Hedberg/Lundqvist
Jan. 2	at NY Islanders	L 6-5	Nielsen	1/2	Hedberg/Roloson
Jan. 7	NY Rangers	W 2-1	Little	2/1	Hedberg/Johnson
Jan. 23	at Tampa Bay	L 2-1	Halpern	0/1	Hedberg/Niittymaki
Feb. 13	at Chicago	L 5-4	Toews	0/1	Pavelec/Niemi
Mar. 14	Phoenix	L 3-2	Aucoin	1/2	Pavelec/LaBarbera

#### 2008-09 (7 wins, 1 loss)

Date	Opponent	Result	Winning Goal	GF/GA	Goaltenders
Oct. 18	Buffalo	W 3-2	Kozlov	2/1	Lehtonen/Lalime
Jan. 2	Vancouver	W 4-3	Christensen	2/1	Lehtonen/LaBarbera
Feb. 3	at NY Rangers	W 2-1	Kozlov	2/1	Lehtonen/Lundqvist
Feb. 16	at Los Angeles	W 7-6	Christensen	2/1	Hedberg/Ersberg
Feb. 19	at Phoenix	L 4-3	Carcillo	1/2	Lehtonen/Tellqvist
Mar. 14	at Buffalo	W 4-3	Sterling	1/0	Lehtonen/Lalime
Mar. 21	at Tampa Bay	W 4-3	Kozlov	1/0	Hedberg/Ramo
Mar. 26	NY Rangers	W 5-4	White	1/0	Hedberg/Valiquette

#### 2007-08 (9 wins, 6 losses)

Date	Opponent	Result	Winning Goal	GF/GA	Goaltenders
Oct. 23	at Toronto	W 5-4	Kovalchuk	2/1	Hedberg/Toskala
Oct. 30	at Montreal	W 3-2	Kovalchuk	2/1	Hedberg/Price
Dec. 2	at New Jersey	L 3-2	Gionta	0/1	Hedberg/Brodeur
Dec. 5	NY Islanders	W 4-3	Kozlov	2/0	Lehtonen/DiPietro
Dec. 22	Montreal	W 3-2	Hossa	2/0	Lehtonen/Huet
Jan. 10	Florida	L 3-2	Jokinen	1/2	Lehtonen/Vokoun
Jan. 12	Pittsburgh	W 3-2	Recchi	1/0	Lehtonen/Conklin
Jan. 17	Montreal	L 3-2	Kostitsyn	0/2	Lehtonen/Huet
Jan. 24	at NY Rangers	L 2-1	Shanahan	0/1	Hedberg/Lundqvist
Feb. 1	Buffalo	W 5-4	Perrin	1/0	Hedberg/Thibault
Feb. 13	Washington	W 3-2	Perrin	2/0	Lehtonen/Kolzig
Feb. 15	at New Jersey	W 4-3	Dupuis	3/2	Hedberg/Brodeur
Mar. 1	at Boston	L 3-2	Kessel	0/1	Hedberg/Thomas
Mar. 2	at Pittsburgh	L 3-2	Letang	0/1	Lehtonen/Feury
Mar. 7	Minnesota	W 3-2	Christensen	1/0	Hedberg/Backstrom

# JETS TEAM HISTORY

## ALL-TIME SHOOTOUTS

### ALL-TIME SHOOTOUTS (CONT.) (37 Wins, 29 Losses)

#### 2006-07 (7 wins, 4 losses)

Date	Opponent	Result	Winning Goal	GF/GA	Goaltenders
Oct. 5	Tampa Bay	L 3-2	Lecavalier	0/1	Lehtonen/Denis
Oct. 19	Washington	W 4-3	Kozlov	2/0	Lehtonen/Johnson
Oct. 26	at Philadelphia	L 3-2	Forsberg	1/2	Lehtonen/Niittymäki
Oct. 28	at Buffalo	W 5-4	Kozlov	1/0	Lehtonen/Miller
Dec. 19	at New Jersey	W 4-3	Kozlov	2/0	Lehtonen/Brødreud
Dec. 21	Pittsburgh	W 4-3	Kozlov	2/0	Lehtonen/Thibault
Jan. 13	at Carolina	W 4-3	Kozlov	2/0	Lehtonen/Ward
Jan. 30	New Jersey	W 5-4	Hossa	2/1	Lehtonen/Brødreud
Feb. 6	Buffalo	L 4-3	Briere	0/2	Lehtonen/Miller
Mar. 28	at Florida	L 3-2	Horton	0/2	Lehtonen/Anderson
Apr. 7	Tampa Bay	W 3-2	Sim	3/2	Lehtonen/Holmqvist

#### 2005-06 (5 wins, 5 losses)

Date	Opponent	Result	Winning Goal	GF/GA	Goaltenders
Nov. 4	at Washington	L 3-2	Ovechkin	0/1	Dunham/Kolzig
Nov. 22	at Montreal	L 3-2	Dagenais	0/1	Shields/Theodore
Dec. 11	Chicago	L 5-4	Holmqvist	2/3	Garnett/Khabibulin
Dec. 22	Washington	L 6-5	Ovechkin	0/1	Garnett/Johnson
Jan. 11	Nashville	W 4-3	Hossa	1/0	Lehtonen/Vokoun
Feb. 11	at Montreal	W 2-1	Kozlov	1/0	Lehtonen/Huet
Mar. 6	Florida	W 4-3	Kozlov	1/0	Lehtonen/Luongo
Mar. 8	NY Rangers	W 3-2	Hossa	3/2	Lehtonen/Lundqvist
Mar. 21	at Boston	W 5-4	Slater	2/1	Lehtonen/Thomas
Apr. 6	at Tampa Bay	L 3-2	Richards	1/2	Dunham/Burke

### OVERTIME & SHOOTOUT ALL-TIME RECORDS

#### OVERTIME RECORD

Year	OVERALL				HOME				ROAD			
	GP	W	L	T/SO	GP	W	L	T/SO	GP	W	L	T/SO
2011-12	20	6	6	8	6	1	2	3	14	5	4	5
2010-11	27	10	5	12	15	5	2	8	12	5	3	4
2009-10	19	2	7	10	10	2	4	4	9	0	3	6
2008-09	17	4	5	8	7	2	2	3	10	2	3	5
2007-08	23	6	2	15	13	4	1	8	10	2	1	7
2006-07	25	7	7	11	14	4	4	6	11	3	3	5
2005-06	18	5	3	10	9	2	2	5	9	3	1	5
2003-04	18	6	4	8	9	3	2	4	9	3	2	4
2002-03	19	7	5	7	10	3	3	4	9	4	2	3
2001-02	19	3	5	11	10	1	0	9	9	2	5	2
2000-01	16	2	2	12	9	1	2	6	7	1	0	6
1999-00	11	0	4	7	6	0	3	3	5	0	1	4

#### SHOOTOUT RECORD

Year	OVERALL			HOME			ROAD		
	GP	W	L	GP	W	L	GP	W	L
2011-12	8	4	4	3	0	3	5	4	1
2010-11	12	5	7	8	3	5	4	2	2
2009-10	10	4	6	4	2	2	6	2	4
2008-09	8	7	1	3	3	0	5	4	1
2007-08	15	9	6	8	6	2	7	3	4
2006-07	11	7	4	6	4	2	5	3	2
2005-06	10	5	5	5	3	2	5	2	3

### SEASON-BY-SEASON RECORD BY MONTH

Year	OCT.	NOV.	DEC.	JAN.	FEB.	MAR.	APR.
2011-12	4-6-1	5-5-3	10-3-1	4-8-1	7-5-2	6-7-1	1-1-1
2010-11	5-4-2	8-5-1	7-6-3	4-4-3	2-7-2	7-6-1	1-4-0
2009-10	5-4-1	9-3-2	4-10-1	6-5-4	2-2-2	8-7-2	1-3-1
2008-09	2-6-2	6-6-1	4-9-2	5-8-0	6-5-1	9-4-0	3-3-0
2007-08	4-8-0	7-5-0	8-7-1	5-5-3	5-6-1	4-8-3	1-1-0
2006-07	8-2-3	8-5-1	7-4-2	6-5-2	3-7-2	9-4-1	2-1-0
2005-06	3-8-0	7-4-3	6-5-3	7-7-0	3-2-0	9-5-0	6-2-2
2003-04	5-3-2-1	7-6-1-0	7-7-0-1	2-9-3-0	5-7-0-0	6-4-2-2	1-1-0-0
2002-03	0-8-1-1	6-6-0-0	4-7-0-3	7-6-2-0	4-5-2-0	8-6-2-1	2-1-0-0
2001-02	3-4-1-2	2-11-1-0	3-8-3-1	5-8-1-1	2-3-1-0	4-10-1-0	0-3-3-1
2000-01	1-3-5-0	4-7-1-1	10-5-0-0	1-10-3-1	2-8-1-0	4-9-2-0	1-3-0-0
1999-00	2-5-2-1	3-9-0-0	3-7-2-2	3-8-2-1	1-11-0-0	1-13-1-0	1-4-0-0

### SEASON-BY-SEASON RECORDS

#### OVERALL RECORD

Year	GP	W	L	OT	GF	GA	PTS	PCT
2011-12	82	37	35	10	221	242	84	.512
2010-11	82	34	36	12	218	262	80	.488
2009-10	82	35	34	13	230	250	83	.506
2008-09	82	35	41	6	250	279	76	.463
2007-08	82	34	40	8	207	266	76	.463
2006-07	82	43	28	11	239	241	97	.591
2005-06	82	41	33	8	276	270	90	.549
2003-04	82	33	37	12	214	243	78	.476
2002-03	82	31	39	12	226	284	74	.451
2001-02	82	19	47	16	187	288	54	.329
2000-01	82	23	45	14	211	289	60	.366
1999-00	82	14	57	11	170	313	39	.238

#### HOME RECORD

Year	GP	W	L	OT	GF	GA	PTS	PCT
2011-12	41	23	13	5	122	100	51	.622
2010-11	41	17	17	7	103	116	41	.500
2009-10	41	19	16	6	117	122	44	.537
2008-09	41	18	21	2	121	139	38	.463
2007-08	41	19	19	3	116	127	41	.500
2006-07	41	23	12	6	129	117	52	.634
2005-06	41	24	13	4	146	133	52	.634
2003-04	41	18	17	6	103	109	42	.512
2002-03	41	15	19	7	109	131	37	.451
2001-02	41	11	21	9	93	129	31	.378
2000-01	41	10	23	8	107	147	28	.341
1999-00	41	9	26	6	94	157	24	.293

#### ROAD RECORD

Year	GP	W	L	OT	GF	GA	PTS	PCT
2011-12	41	14	22	5	99	142	33	.402
2010-11	41	17	19	5	115	146	39	.476
2009-10	41	16	18	7	113	128	39	.476
2008-09	41	17	20	4	129	140	38	.463
2007-08	41	15	21	5	91	139	35	.427
2006-07	41	20	16	5	110	124	45	.549
2005-06	41	17	20	4	130	137	38	.463
2003-04	41	15	20	6	111	134	36	.439
2002-03	41	16	20	5	117	153	37	.451
2001-02	41	8	26	7	94	159	23	.280
2000-01	41	13	22	6	104	142	32	.390
1999-00	41	5	31	5	76	156	15	.183

#### AGAINST WESTERN CONFERENCE

Year	GP	W	L	OT	PTS
2011-12	18	8	9	1	17
2010-11	18	6	10	2	14
2009-10	18	8	7	3	19
2008-09	18	8	8	2	18
2007-08	10	5	5	0	10
2006-07	10	2	7	1	5
2005-06	10	5	4	1	11
2003-04	18	7	6	5	19
2002-03	22	8	12	2	18
2001-02	22	3	17	2	8
2000-01	23	6	13	4	16
1999-00	23	3	20	0	9

#### AGAINST OTHER DIVISIONS

Year	GP	W	L	OT	PTS
2011-12	58	23	29	6	52
2010-11	58	25	29	4	54
2009-10	58	27	20	11	65
2008-09	58	24	30	4	52
2007-08	50	24	30	6	54
2006-07	50	25	21	4	54
2005-06	50	24	23	3	51
2003-04	58	20	29	9	58
2002-03	62	24	32	6	54
2001-02	62	15	40	7	37
2000-01	62	17	35	10	44
1999-00	62	9	49	4	26

# JETS TEAM HISTORY

## SEASON-BY-SEASON RECORDS

### SEASON-BY-SEASON SPECIAL TEAMS

#### POWER PLAY

Year	GP	GF	ATT.	PP%	RANK
2011-12	82	45	251	17.9	12th
2010-11	82	53	289	18.3	12th
2009-10	82	51	316	16.1	25th
2008-09	82	69	357	19.3	T-11th
2007-08	82	52	316	16.5	T-22nd
2006-07	82	67	407	16.5	T-22nd
2005-06	82	100	528	18.9	T-7th
2003-04	82	60	411	14.5	23rd
2002-03	82	64	371	17.2	T-12th
2001-02	82	37	306	12.1	29th
2000-01	82	54	395	13.6	25th
1999-00	82	44	348	12.6	26th

#### HOME POWER PLAY

Year	GP	GF	ATT.	PP%	RANK
2011-12	41	31	141	22.0	2nd
2010-11	41	24	142	16.9	20th
2009-10	41	32	175	18.3	19th
2008-09	41	33	187	17.6	20th
2007-08	41	22	148	14.9	26th
2006-07	41	41	214	19.2	13th
2005-06	41	42	252	16.7	T-21st
2003-04	41	23	202	11.4	29th
2002-03	41	32	201	15.9	16th
2001-02	41	20	159	12.6	29th
2000-01	41	35	196	17.9	T-14th
1999-00	41	24	175	13.7	25th

#### ROAD POWER PLAY

Year	GP	GF	ATT.	PP%	RANK
2011-12	41	14	110	12.7	T-28th
2010-11	41	29	147	19.7	7th
2009-10	41	19	141	13.5	26th
2008-09	41	36	170	21.2	7th
2007-08	41	30	168	17.9	14th
2006-07	41	26	193	13.5	26th
2005-06	41	58	276	21.0	1st
2003-04	41	37	207	17.9	7th
2002-03	41	32	170	18.8	9th
2001-02	41	17	147	11.6	27th
2000-01	41	19	199	9.5	30th
1999-00	41	20	173	11.6	27th

#### SHORTHANDED GOALS

Year	FOR	RANK	AGAINST	RANK
2011-12	3	T-25th	8	T-21st
2010-11	6	T-15th	10	25th
2009-10	9	T-2nd	4	T-5th
2008-09	13	2nd	10	23rd
2007-08	13	T-3rd	10	T-21st
2006-07	9	T-12th	10	T-17th
2005-06	13	T-8th	10	T-11th
2003-04	11	T-5th	7	T-11th
2002-03	8	T-11th	14	30th
2001-02	3	T-26th	12	30th
2000-01	9	T-12th	8	T-14th
1999-00	6	T-19th	13	T-29th

#### PENALTY KILLING

Year	GP	GA	ATT.	PK%	RANK
2011-12	82	58	292	80.1	24th
2010-11	82	64	285	77.5	27th
2009-10	82	57	320	82.2	16th
2008-09	82	88	366	76.0	29th
2007-08	82	75	354	78.8	27th
2006-07	82	79	391	79.8	T-26th
2005-06	82	102	491	79.2	T-25th
2003-04	82	58	391	85.1	T-8th
2002-03	82	65	355	81.6	T-23rd
2001-02	82	65	358	81.8	25th
2000-01	82	90	408	77.9	30th
1999-00	82	76	386	80.3	24th

#### HOME PENALTY KILLING

Year	GP	GA	ATT.	PK%	RANK
2011-12	41	25	142	82.4	19th
2010-11	41	26	139	81.3	24th
2009-10	41	33	164	79.9	24th
2008-09	41	45	182	75.3	28th
2007-08	41	30	162	81.5	23rd
2006-07	41	32	181	82.3	T-18th
2005-06	41	49	251	80.5	27th
2003-04	41	22	201	89.1	2nd
2002-03	41	30	168	82.1	23rd
2001-02	41	27	169	84.0	21st
2000-01	41	43	196	78.1	30th
1999-00	41	33	195	83.1	18th

#### ROAD PENALTY KILLING

Year	GP	GA	ATT.	PK%	RANK
2011-12	41	33	150	78.0	26th
2010-11	41	38	146	74.0	29th
2009-10	41	24	156	84.6	5th
2008-09	41	43	184	76.6	28th
2007-08	41	45	192	76.6	29th
2006-07	41	47	210	77.6	25th
2005-06	41	53	240	77.9	28th
2003-04	41	36	190	81.1	23rd
2002-03	41	35	187	81.3	T-24th
2001-02	41	38	189	79.9	27th
2000-01	41	47	212	77.8	28th
1999-00	41	43	191	77.5	26th

#### PENALTY MINUTES

Year	MINS	AVG.	RANK
2011-12	905	11.0	16th
2010-11	930	11.3	11th
2009-10	1,045	12.8	17th
2008-09	1,256	15.3	25th
2007-08	1,077	13.1	T-12th
2006-07	1,097	13.4	9th
2005-06	1,344	16.4	16th
2003-04	1,505	18.4	30th
2002-03	1,253	15.3	21st
2001-02	1,290	15.7	22nd
2000-01	1,500	18.3	27th
1999-00	1,422	17.3	26th

### SEASON-BY-SEASON ATTENDANCE

Year	GP	TOTAL	AVG.	SEALOUTS
2011-12	41	615,164	15,004	41
2010-11	41	552,230	13,469	0
2009-10	41	557,897	13,607	2
2008-09	41	599,673	14,626	2
2007-08	41	649,081	15,831	9
2006-07	41	665,817	16,239	11
2005-06	41	637,578	15,551	7
2003-04	41	620,965	15,145	6
2002-03	41	553,344	13,496	2
2001-02	41	560,404	13,668	4
2000-01	41	625,870	15,265	5
1999-00	41	705,389	17,205	14

### SEASON-BY-SEASON TEAM STREAKS

#### OVERALL

	Winning Streak	Unbeaten Streak	Losing Streak	Winless Streak
2011-12	4 (12/1-12/9)	-	5 (11/5-11/2)	-
2010-11	6 (11/9-11/30)	-	5 (2/3-2/25)	-
2009-10	4 (three times, last - 3/16-3/21)	-	9 (2/19-2/6)	-
2008-09	6 (3/6-3/16)	-	6 (10/21-11/1)	-
2007-08	4 (twice, last - 12/18-12/23)	-	8 (2/6-3/5)	-
2006-07	5 (three times, last - 2/26-3/8)	-	5 (twice, last - 1/2-1/12)	-
2005-06	5 (1/6-1/18)	-	7 (1/9-2/3)	-
2003-04	4 (twice, last - 12/5-12/12)	5 (10/9-10/18)	6 (1/30-2/11)	10 (1/22-2/11)
2002-03	3 (twice, last - 1/13-1/17)	4 (twice, last - 3/26-3/31)	7 (10/16-10/29)	10 (10/11-10/31)
2001-02	2 (four times, last - 3/22-3/23)	4 (1/9-1/15)	8 (10/30-11/13)	10 (10/30-11/18)
2000-01	3 (12/1-12/4)	4 (10/21-10/28)	5 (twice, last - 2/15-2/25)	14 (12/29-1/27)
1999-00	2 (twice, last - 1/4-1/6)	3 (10/9-10/16)	12 (1/24-2/20)	16 (1/16-2/20)

#### HOME

	Winning Streak	Unbeaten Streak	Losing Streak	Winless Streak
2011-12	5 (12/1-12/13)	-	4 (3/18-4/7)	-
2010-11	6 (11/9-12/16)	-	4 (1/7-1/22)	-
2009-10	3 (three times, last - 3/16-3/20)	-	4 (three times, last - 3/23-4/6)	-
2008-09	3 (three times, last - 3/26-4/1)	-	7 (11/20-12/18)	-
2007-08	3 (12/18-12/22)	-	3 (twice, last - 3/19-4/1)	-
2006-07	7 (3/2-3/18)	-	5 (2/1-2/24)	-
2005-06	6 (3/20-4/15)	-	4 (1/21-1/31)	-
2003-04	3 (twice, last - 12/5-12/12)	4 (10/9-10/23)	3 (twice, last - 1/30-2/25)	6 (1/22-2/25)
2002-03	2 (four times, last - 3/13-3/17)	3 (three times, last - 3/26-4/6)	5 (12/18-1/5)	6 (12/18-1/7)
2001-02	2 (three times, last - 2/26-3/1)	3 (1/9-1/13)	4 (3/16-4/5)	9 (11/22-12/26)
2000-01	2 (twice, last - 12/8-12/13)	3 (2/13-3/3)	6 (3/16-4/1)	11 (2/27-4/1)
1999-00	2 (11/3-11/17)	2 (11/3-11/17)	11 (1/24-3/16)	17 (1/19-3/29)

#### ROAD

	Winning Streak	Unbeaten Streak	Losing Streak	Winless Streak
2011-12	2 (two times, last - 1/31-2/2)	-	4 (two times, last - 11/05-11/12)	-
2010-11	3 (12/4-12/13)	-	6 (1/23-2/23)	-
2009-10	4 (11/12-12/5)	-	8 (12/16-1/5)	-
2008-09	4 (2/3-2/16)	-	6 (10/11-11/1)	-
2007-08	4 (11/3-11/21)	-	10 (2/16-3/18)	-
2006-07	3 (three times, last - 1/13-2/8)	-	4 (2/10-2/17)	-
2005-06	3 (2/9-3/1)	-	4 (1/9-2/7)	-
2003-04	2 (twice, last - 2/27-3/2)	3 (2/27-3/6)	5 (1/25-2/11)	5 (twice, last - 1/25-2/11)
2002-03	4 (1/13-2/7)	4 (twice, last - 3/2-3/22)	8 (11/23-12/23)	8 (11/23-12/23)
2001-02	2 (3/22-3/23)	2 (3/22-3/23)	10 (10/6-11/18)	10 (10/6-11/18)
2000-01	2 (three times, last 3/22-3/24)	7 (10/21-11/13)	5 (2/15-2/25)	8 (1/29-12/27)
1999-00	1 (five times, last 3/18)	2 (twice, last - 12/22-12/23)	8 (10/17-11/27)	9 (twice, last - 1/8-2/20)



# JETS TEAM HISTORY

## SEASON-BY-SEASON COMPARISONS & ATTENDANCE

### SEASON-BY-SEASON HALF-SEASON COMPARISONS

	RECORD		GOALS		POWER PLAY		PENALTY KILL	
	W-L-OT	PTS	GF	GA	GF-ATT	PCT.	GA-ATT	PCT.
<b>2011-12</b>								
1st Half	20-16-5	45	108	117	25-133	18.8	30-172	80.6
2nd Half	17-19-5	39	113	125	20-118	16.9	28-120	76.7
Totals	37-35-10	84	221	242	45-251	17.9	58-292	80.1
<b>2010-11</b>								
1st Half	20-14-6	46	125	118	32-154	20.7	27-139	80.6
2nd Half	14-22-6	34	93	151	21-138	15.2	37-146	74.7
Totals	34-36-12	80	218	269	53-299	18.3	64-285	77.5
<b>2009-10</b>								
1st Half	18-17-6	42	132	135	32-154	20.7	30-155	80.6
2nd Half	17-17-7	41	102	121	19-162	11.7	27-165	83.6
Totals	35-34-13	83	234	256	51-316	16.1	57-320	82.2
<b>2008-09</b>								
1st Half	13-23-5	31	114	149	36-170	21.2	48-173	72.3
2nd Half	22-18-1	45	143	131	33-187	17.6	40-193	79.3
Totals	35-41-6	76	257	280	69-357	19.3	88-366	76.0
<b>2007-08</b>								
1st Half	20-20-1	41	116	139	31-169	18.3	39-172	77.3
2nd Half	14-20-7	35	100	133	21-147	14.3	36-182	80.2
Totals	34-40-8	76	216	272	52-316	16.5	75-354	78.8
<b>2006-07</b>								
1st Half	24-11-6	54	130	121	39-220	17.7	47-216	78.2
2nd Half	19-17-5	43	116	124	28-187	15.0	32-175	81.7
Totals	43-28-11	97	246	245	67-407	16.5	79-391	79.8
<b>2005-06</b>								
1st Half	18-17-6	42	145	141	60-286	20.9	53-265	80.0
2nd Half	23-16-2	48	136	130	40-241	16.5	49-227	78.1
Totals	41-33-8	90	281	271	100-528	18.9	102-491	79.2
<b>2003-04</b>								
1st Half	19-17-3-2	43	121	126	29-200	14.5	28-197	85.8
2nd Half	14-20-5-2	35	93	117	31-211	14.6	30-194	84.5
Totals	33-37-8-4	78	214	243	60-411	14.5	58-391	85.1
<b>2002-03</b>								
1st Half	11-24-2-4	28	102	152	31-184	16.8	30-184	83.6
2nd Half	20-15-5-1	46	124	132	33-187	17.6	35-171	79.5
Totals	31-39-7-5	74	226	284	64-371	17.2	65-355	81.6
<b>2001-02</b>								
1st Half	8-25-5-3	24	94	152	22-163	13.5	35-171	79.5
2nd Half	11-22-6-2	30	93	136	15-143	10.4	30-187	83.9
Totals	19-47-11-5	54	187	288	37-306	12.1	65-358	81.8
<b>2000-01</b>								
1st Half	15-17-8-1	39	118	136	26-185	14.1	37-199	81.4
2nd Half	8-28-4-1	21	93	153	28-210	13.3	53-209	74.6
Totals	23-45-12-2	60	211	289	54-395	13.6	90-408	77.9
<b>1990-00</b>								
1st Half	10-27-4-3	27	92	151	20-177	11.2	40-194	79.3
2nd Half	4-34-3-1	12	78	162	24-171	14.0	36-192	81.2
Totals	14-61-7-4	39	170	313	44-348	12.6	76-386	80.3

### SEASON-BY-SEASON LEADERS BY CATEGORY

#### Games Played

2011-12:	Andrew Ladd.....	82
2010-11:	Ron Hainsey.....	82
	Johnny Oduya.....	82
	Chris Thorburn.....	82
2009-10:	Maxim Afinogenov.....	82
	Rich Peverley.....	82
	Tobias Enstrom.....	82
2008-09:	Colby Armstrong.....	82
	Tobias Enstrom.....	82
	Vyacheslav Kozlov.....	82
	Chris Thorburn.....	82
	Todd White.....	82
2007-08:	Tobias Enstrom.....	82
	Bobby Holik.....	82
	Vyacheslav Kozlov.....	82
2006-07:	Greg de Vries.....	82
	Bobby Holik.....	82
	Marian Hossa.....	82
	Ilya Kovalchuk.....	82
2005-06:	Niclas Havelid.....	82
	Greg de Vries.....	82
	Vyacheslav Kozlov.....	82
	Marc Savard.....	82
2003-04:	Shawn McEachern.....	82
	Patrik Stefan.....	82
2002-03:	Ilya Kovalchuk.....	81
2001-02:	Dany Heatley.....	82
2000-01:	Jeff Odgers.....	82
	Chris Tamer.....	82
1999-00:	Andrew Brunette.....	81
	Ray Ferraro.....	81

#### Points

2011-12:	Blake Wheeler.....	64
2010-11:	Andrew Ladd.....	59
2009-10:	Nik Antropov.....	67
2008-09:	Ilya Kovalchuk.....	91
2007-08:	Ilya Kovalchuk.....	87
2006-07:	Marian Hossa.....	100
2005-06:	Ilya Kovalchuk.....	98
2003-04:	Ilya Kovalchuk.....	87
2002-03:	Dany Heatley.....	89
2001-02:	Dany Heatley.....	67
2000-01:	Ray Ferraro.....	76
1999-00:	Andrew Brunette.....	50

#### Goals

2011-12:	Evander Kane.....	30
2010-11:	Andrew Ladd.....	29
2009-10:	Ilya Kovalchuk*.....	31
2008-09:	Ilya Kovalchuk.....	43
2007-08:	Ilya Kovalchuk.....	52
2006-07:	Marian Hossa.....	43
2005-06:	Ilya Kovalchuk.....	52
2003-04:	Ilya Kovalchuk*.....	41
2002-03:	Dany Heatley.....	41
2001-02:	Ilya Kovalchuk.....	29
2000-01:	Donald Audette*.....	32
1999-00:	Andrew Brunette.....	23

#### Assists

2011-12:	Blake Wheeler.....	47
2010-11:	Tobias Enstrom.....	41
2009-10:	Tobias Enstrom.....	44

2008-09:	Todd White.....	51
2007-08:	Ilya Kovalchuk.....	35
2006-07:	Marian Hossa.....	57
2005-06:	Marc Savard.....	69
2003-04:	Ilya Kovalchuk.....	46
2002-03:	Vyacheslav Kozlov.....	49
2001-02:	Dany Heatley.....	41
2000-01:	Ray Ferraro.....	47
1999-00:	Andrew Brunette.....	27

#### Power Play Points

2011-12:	Dustin Byfuglien.....	19
2010-11:	Tobias Enstrom.....	28
2009-10:	Nik Antropov.....	21
2008-09:	Vyacheslav Kozlov.....	43
2007-08:	Ilya Kovalchuk.....	30
2006-07:	Marian Hossa.....	44
2005-06:	Ilya Kovalchuk.....	56
2003-04:	Ilya Kovalchuk.....	33
2002-03:	Dany Heatley.....	39
2001-02:	Dany Heatley.....	18
2000-01:	Ray Ferraro.....	28
1999-00:	Andrew Brunette.....	21

#### Power Play Goals

2011-12:	Evander Kane.....	6
	Bryan Little.....	6
	Blake Wheeler.....	6
2010-11:	Andrew Ladd.....	9
2009-10:	Ilya Kovalchuk*.....	10
2008-09:	Bryan Little.....	12
	Ilya Kovalchuk.....	12
	Vyacheslav Kozlov.....	12
	Todd White.....	12
2007-08:	Ilya Kovalchuk.....	16
2006-07:	Ilya Kovalchuk.....	18
2005-06:	Ilya Kovalchuk**.....	27
2003-04:	Ilya Kovalchuk.....	16
2002-03:	Dany Heatley.....	19
2001-02:	Dany Heatley.....	7
	Ilya Kovalchuk.....	7
2000-01:	Donald Audette*.....	13
1999-00:	Ray Ferraro.....	10

#### Power Play Assists

2011-12:	Dustin Byfuglien.....	15
2010-11:	Tobias Enstrom.....	22
2009-10:	Tobias Enstrom.....	17
2008-09:	Vyacheslav Kozlov.....	31
2007-08:	Tobias Enstrom.....	22
2006-07:	Vyacheslav Kozlov.....	29
2005-06:	Marc Savard.....	36
2003-04:	Ilya Kovalchuk.....	17
2002-03:	Dany Heatley.....	20
	Vyacheslav Kozlov.....	20
2001-02:	Dany Heatley.....	11
2000-01:	Ray Ferraro.....	17
1999-00:	Andrew Brunette.....	12

#### Even-Strength Points

2011-12:	Blake Wheeler.....	49
2010-11:	Andrew Ladd.....	38
2009-10:	Nik Antropov.....	46
2008-09:	Ilya Kovalchuk.....	54
2007-08:	Ilya Kovalchuk.....	55

2006-07:	Marian Hossa.....	52
2005-06:	Vyacheslav Kozlov.....	46
2003-04:	Ilya Kovalchuk.....	52
2002-03:	Dany Heatley.....	49
2001-02:	Dany Heatley.....	48
2000-01:	Ray Ferraro.....	48
1999-00:	Andrew Brunette.....	29

#### Even-Strength Goals

2011-12:	Evander Kane.....	24
	Andrew Ladd.....	24
2010-11:	Andrew Ladd.....	18
	Ilya Kovalchuk*.....	21
2009-10:	Ilya Kovalchuk.....	31
2008-09:	Ilya Kovalchuk.....	34
2007-08:	Ilya Kovalchuk.....	24
2006-07:	Ilya Kovalchuk.....	25
2005-06:	Ilya Kovalchuk.....	24
2003-04:	Ilya Kovalchuk.....	29
2002-03:	Ilya Kovalchuk.....	22
2001-02:	Ilya Kovalchuk.....	18
2000-01:	Ray Ferraro.....	18
	Donald Audette.....	18
1999-00:	Andrew Brunette.....	14

#### Even-Strength Assists

2011-12:	Blake Wheeler.....	38
2010-11:	Bryan Little.....	21
2009-10:	Nik Antropov.....	30
2008-09:	Todd White.....	29
2007-08:	Ilya Kovalchuk.....	35
2006-07:	Marian Hossa.....	29
2005-06:	Marc Savard.....	31
2003-04:	Ilya Kovalchuk.....	28
2002-03:	Dany Heatley.....	28
	Vyacheslav Kozlov.....	28
2001-02:	Dany Heatley.....	29
2000-01:	Ray Ferraro.....	30
1999-00:	Andrew Brunette.....	16

#### Shorthanded Points

2011-12:	Six players.....	1
2010-11:	Andrew Ladd.....	3
	Bryan Little.....	3
2009-10:	Rich Peverley.....	5
2008-09:	Marty Reasoner.....	6
2007-08:	Eric Perrin.....	10
2006-07:	Marian Hossa.....	4
2005-06:	Marian Hossa.....	8
2003-04:	Shawn McEachern.....	5
2002-03:	Vyacheslav Kozlov.....	2
	Patrik Stefan.....	2
	Per Svartvadet.....	2
2001-02:	Dany Heatley.....	1
	Tony Hrkac.....	1
	Patrik Stefan.....	1
	Per Svartvadet.....	1
	Chris Tamer.....	1
2000-01:	Shean Donovan.....	3
	Steve Guolla.....	3
1999-00:	Seven players.....	1

\*Indicates player did not finish season with team; \*\*Indicates led NHL; \*Indicates tied for NHL lead

# JETS TEAM HISTORY

## SEASON-BY-SEASON LEADERS

### SEASON-BY-SEASON LEADERS BY CATEGORY

#### Shorthanded Goals

2011-12:	Alexander Burmistrov.....	1
	Jim Slater.....	1
	Mark Stuart.....	1
2010-11:	Andrew Ladd.....	2
	Bryan Little.....	2
2009-10:	Chris Thorburn.....	3
2008-09:	Colin Stuart.....	3
2007-08:	Pascal Dupuis*.....	3
2006-07:	Marian Hossa.....	3
2005-06:	Marian Hossa**.....	7
2003-04:	Patrik Stefan.....	2
	Daniel Tjarnqvist.....	2
	J.P. Vigier.....	2
2002-03:	Pascal Rheaume*.....	2
2001-02:	Patrik Stefan.....	1
	Tony Hrkac.....	1
	Chris Tamer.....	1
2000-01:	Shean Donovan.....	3
1999-00:	Ed Ward*.....	2

#### Game-Winning Goals

2011-12:	Andrew Ladd.....	6
	Bryan Little.....	6
2010-11:	Dustin Byfuglien.....	6
2009-10:	Rich Peverley.....	7
2008-09:	Ilya Kovalchuk.....	6
2007-08:	Marian Hossa*.....	4
	Ilya Kovalchuk.....	4
	Vyacheslav Kozlov.....	4
	Todd White.....	4
2006-07:	Ilya Kovalchuk.....	8
2005-06:	Marian Hossa.....	7
	Ilya Kovalchuk.....	7
2003-04:	Ilya Kovalchuk.....	6
2002-03:	Dany Heatley.....	6
2001-02:	Dany Heatley.....	4
	Ilya Kovalchuk.....	4
2000-01:	Andrew Brunette.....	4
1999-00:	Donald Audette.....	4

#### Plus/Minus Rating (min. 50 games)

2011-12:	Evander Kane.....	+11
2010-11:	Bryan Little.....	+11
2009-10:	Nik Antropov.....	+13
2008-09:	Tobias Enstrom.....	+14
2007-08:	Niclas Havelid.....	+2
2006-07:	Marian Hossa.....	+18
2005-06:	Marian Hossa.....	+17
2003-04:	Shawn McEachern.....	+5
2002-03:	Dany Heatley.....	-8
	Andy Sutton.....	-8
2001-02:	Patrik Stefan.....	-4
	Pascal Rheaume.....	-4
2000-01:	Frantisek Kaberle.....	+11
1999-00:	Donald Audette.....	+2

#### Penalty Minutes

2011-12:	Mark Stuart.....	98
2010-11:	Dustin Byfuglien.....	93
2009-10:	Eric Boulton.....	113
2008-09:	Eric Boulton.....	176
2007-08:	Eric Boulton.....	127
2006-07:	Bobby Holik.....	86
2005-06:	Andy Sutton.....	144

2003-04:	Francis Lessard.....	181
2002-03:	Jeff Odgers.....	171
2001-02:	Jeff Odgers.....	135
2000-01:	Jeff Odgers.....	226
1999-00:	Denny Lambert.....	219

#### Shots

2011-12:	Evander Kane.....	287
2010-11:	Dustin Byfuglien***.....	347
2009-10:	Maxim Afinogenov.....	181
2008-09:	Ilya Kovalchuk.....	275
2007-08:	Ilya Kovalchuk.....	280
2006-07:	Marian Hossa.....	340
2005-06:	Marian Hossa.....	341
2003-04:	Ilya Kovalchuk.....	341
2002-03:	Ilya Kovalchuk.....	257
2001-02:	Dany Heatley.....	202
2000-01:	Ray Ferraro.....	172
1999-00:	Ray Ferraro.....	170

#### Shooting Percentage (min. 75 shots)

2011-12:	Kyle Wellwood.....	19.4
2010-11:	Nik Antropov.....	15.2
2009-10:	Nik Antropov.....	19.0
2008-09:	Bryan Little.....	18.0
2007-08:	Ilya Kovalchuk.....	18.4
2006-07:	Vyacheslav Kozlov.....	14.7
2005-06:	Ilya Kovalchuk.....	16.1
2003-04:	Dany Heatley.....	15.7
	Ronald Petrovicky.....	15.7
2002-03:	Dany Heatley.....	16.3
2001-02:	Tony Hrkac.....	17.8
2000-01:	Ray Ferraro.....	16.9
1999-00:	Andrew Brunette.....	21.5

#### Hat Tricks

2011-12:	.....	0
2010-11:	Anthony Stewart.....	1
	Eric Boulton.....	1
2009-10:	.....	0
2008-09:	Ilya Kovalchuk.....	1
	Bryan Little.....	1
2007-08:	Ilya Kovalchuk.....	3
2006-07:	Ilya Kovalchuk.....	2
	Marian Hossa.....	2
2005-06:	Ilya Kovalchuk.....	2
2003-04:	Ilya Kovalchuk.....	2
2002-03:	Dany Heatley.....	2
2001-02:	Pascal Rheaume.....	1
2000-01:	Ray Ferraro.....	2
	Donald Audette.....	2
1999-00:	Dean Sylvester.....	1

#### Average Time on Ice - Defense

2011-12:	Dustin Byfuglien.....	24:06
2010-11:	Tobias Enstrom.....	23:41
2009-10:	Pavel Kubina.....	22:37
2008-09:	Tobias Enstrom.....	23:31
2007-08:	Tobias Enstrom.....	24:28
2006-07:	Niclas Havelid.....	25:16
2005-06:	Niclas Havelid.....	24:25
2003-04:	Andy Sutton.....	23:20
2002-03:	Frantisek Kaberle.....	21:57
2001-02:	Yannick Tremblay.....	21:49
2000-01:	Frantisek Kaberle.....	22:17
1999-00:	Gord Murphy.....	22:40

#### Average Time on Ice - Forwards

2011-12:	Bryan Little.....	20:13
2010-11:	Andrew Ladd.....	20:04
2009-10:	Ilya Kovalchuk*.....	22:14
2008-09:	Ilya Kovalchuk.....	21:48
2007-08:	Marian Hossa*.....	21:55
2006-07:	Marian Hossa.....	21:40
2005-06:	Ilya Kovalchuk.....	22:22
2003-04:	Ilya Kovalchuk.....	23:41
2002-03:	Dany Heatley.....	21:57
2001-02:	Dany Heatley.....	19:53
2000-01:	Ray Ferraro.....	18:19
1999-00:	Nelson Emerson.....	19:10

#### Faceoff Winning Percentage

2011-12:	Jim Slater.....	54.4
2010-11:	Jim Slater.....	61.5
2009-10:	Jim Slater.....	58.9
2008-09:	Jim Slater.....	53.0
2007-08:	Bobby Holik.....	58.4
2006-07:	Bobby Holik.....	57.5
2005-06:	Jim Slater.....	56.4
2003-04:	Randy Robitaille.....	50.2
2002-03:	Marc Savard.....	51.0
2001-02:	Bob Corkum*.....	51.5
2000-01:	Ray Ferraro.....	48.0
1999-00:	Ray Ferraro.....	51.2

#### Total Faceoff Wins

2011-12:	Bryan Little.....	733
2010-11:	Bryan Little.....	616
2009-10:	Rich Peverley.....	647
2008-09:	Todd White.....	673
2007-08:	Bobby Holik.....	877
2006-07:	Bobby Holik.....	820
2005-06:	Marc Savard.....	789
2003-04:	Patrik Stefan.....	661
2002-03:	Marc Savard.....	654
2001-02:	Bob Corkum*.....	643
2000-01:	Ray Ferraro.....	818
1999-00:	Ray Ferraro.....	712

\*\*\*Indicates franchise record

### SEASON-BY-SEASON LEADERS BY CATEGORY - GOALTENDERS

Goaltender Games Played		Shutouts	Save Percentage (min. 20 games)		
2011-12:	Ondrej Pavelec.....	68	2011-12:	Ondrej Pavelec.....	906
2010-11:	Ondrej Pavelec.....	58	2010-11:	Ondrej Pavelec.....	914
2009-10:	Johan Hedberg.....	47	2009-10:	Johan Hedberg.....	915
2008-09:	Kari Lehtonen.....	46	2008-09:	Kari Lehtonen.....	911
2007-08:	Kari Lehtonen.....	48	2007-08:	Kari Lehtonen.....	916
2006-07:	Kari Lehtonen.....	68	2006-07:	Kari Lehtonen.....	912
2005-06:	Kari Lehtonen.....	38	2005-06:	Kari Lehtonen.....	906
2003-04:	Pasi Nurminen.....	64	2003-04:	Pasi Nurminen.....	904
2002-03:	Pasi Nurminen.....	52	2002-03:	Pasi Nurminen.....	906
2001-02:	Milan Hnilicka.....	60	2001-02:	Milan Hnilicka.....	908
2000-01:	Damian Rhodes.....	38	2000-01:	Damian Rhodes.....	897
1999-00:	Norm Maracle.....	32	1999-00:	Norm Maracle.....	889
<b>Wins</b>			<b>Goals-Against Average (min. 20 games)</b>		
2011-12:	Ondrej Pavelec.....	29	2011-12:	Ondrej Pavelec.....	2.91
2010-11:	Ondrej Pavelec.....	21	2010-11:	Ondrej Pavelec.....	2.73
2009-10:	Johan Hedberg.....	21	2009-10:	Johan Hedberg.....	2.62
2008-09:	Kari Lehtonen.....	19	2008-09:	Kari Lehtonen.....	3.06
2007-08:	Kari Lehtonen.....	17	2007-08:	Kari Lehtonen.....	2.90
2006-07:	Kari Lehtonen.....	34	2006-07:	Kari Lehtonen.....	2.79
2005-06:	Kari Lehtonen.....	20	2005-06:	Kari Lehtonen.....	2.94
2003-04:	Pasi Nurminen.....	25	2003-04:	Pasi Nurminen.....	2.77
2002-03:	Pasi Nurminen.....	21	2002-03:	Pasi Nurminen.....	2.88
2001-02:	Milan Hnilicka.....	13	2001-02:	Milan Hnilicka.....	3.19
2000-01:	Milan Hnilicka.....	12	2000-01:	Damian Rhodes.....	3.35
1999-00:	Damian Rhodes.....	5	1999-00:	Norm Maracle.....	3.48
<b>Saves</b>					
2011-12:	Ondrej Pavelec.....	1,845	2011-12:	Ondrej Pavelec.....	1,845
2010-11:	Ondrej Pavelec.....	1,558	2010-11:	Ondrej Pavelec.....	1,558
2009-10:	Johan Hedberg.....	1,240	2009-10:	Johan Hedberg.....	1,240
2008-09:	Kari Lehtonen.....	1,364	2008-09:	Kari Lehtonen.....	1,364
2007-08:	Kari Lehtonen.....	1,429	2007-08:	Kari Lehtonen.....	1,429
2006-07:	Kari Lehtonen.....	1,892	2006-07:	Kari Lehtonen.....	1,892
2005-06:	Kari Lehtonen.....	1,017	2005-06:	Kari Lehtonen.....	1,017
2003-04:	Pasi Nurminen.....	1,620	2003-04:	Pasi Nurminen.....	1,620
2002-03:	Pasi Nurminen.....	1,316	2002-03:	Pasi Nurminen.....	1,316
2001-02:	Milan Hnilicka.....	1,777	2001-02:	Milan Hnilicka.....	1,777
2000-01:	Damian Rhodes.....	1,129	2000-01:	Damian Rhodes.....	1,129
1999-00:	Norm Maracle.....	868	1999-00:	Norm Maracle.....	868

### SEASON-BY-SEASON STREAK LEADERS

#### POINTS, MOST CONSECUTIVE GAMES

Year	Player	Games	Dates	Total Points (Goals, Assists)
2011-12:	Evander Kane	8	2/16-3/1	14 (7 goals, 7 assists)
2010-11:	Dustin Byfuglien	6	11/19-11/30	11 (5 goals, 6 assists)
	Tobias Enstrom	6	1/2-1/15	9 (1 goals, 8 assists)
	Andrew Ladd	6	10/15-10/27	8 (3 goals, 5 assists)
	Andrew Ladd	6	1/2-1/15	7 (4 goals, 3 assists)
2009-10:	Ilya Kovalchuk	10	12/10-12/28	15 (7 goals, 8 assists)
2008-09:	Todd White	9	3/6-3/21	10 (3 goals, 7 assists)
2007-08:	Ilya Kovalchuk	10	12/27-1/15	16 (8 goals, 8 assists)
2006-07:	Marian Hossa	11	2/17-3/12	18 (7 goals, 11 assists)
2005-06:	Marc Savard	9	12/26-1/11	14 (5 goals, 9 assists)
	Vyacheslav Kozlov	9	10/25-11/12	14 (3 goals, 11 assists)
2003-04:	Ilya Kovalchuk	8	11/25-12/10	8 (3 goals, 5 assists)
2002-03:	Marc Savard	8	3/22-4/5	14 (5 goals, 9 assists)
2001-02:	Dany Heatley	5	11/13-11/22	7 (3 goals, 4 assists)
	Tony Hrkac	5	3/18-3/27	6 (4 goals, 2 assists)
	Ilya Kovalchuk	5	10/23-11/1	5 (4 goals, 1 assist)
2000-01:	Donald Audette	7	10/7-10/25	14 (7 goals, 7 assists)
	Donald Audette	7	1/29-2/13	8 (4 goals, 4 assists)
	Ray Ferraro	7	11/2-11/13	7 (2 goals, 5 assists)
1999-00:	Andrew Brunette	6	10/9-10/26	10 (5 goals, 5 assists)
	Donald Audette	6	3/18-3/28	8 (4 goals, 4 assists)

#### GOALS, MOST CONSECUTIVE GAMES

Year	Player	Games	Dates	Total Goals
2011-12:	Nik Antropov	4	3/14-3/30	4
	Blake Wheeler	4	3/1-3/9	4
	Bryan Little	4	12/6-12/13	4
2010-11:	Andrew Ladd	4	2/13-2/23	5
	Niclas Bergfors	4	10/27-11/3	4
2009-10:	Maxim Afinogenov	5	11/12-11/21	6
2008-09:	Ilya Kovalchuk	6	2/8-2/19	9
2007-08:	Ilya Kovalchuk	4	11/1-11/9	8
	Ilya Kovalchuk	4	11/29-12/5	5
	Ilya Kovalchuk	4	11/13-11/21	5
	Ilya Kovalchuk	4	1/6-1/12	4
	Marian Hossa*	4	11/9-11/16	6

# JETS TEAM HISTORY

## SEASON-BY-SEASON LEADERS

### SEASON-BY-SEASON STREAK LEADERS

#### GOALS, MOST CONSECUTIVE GAMES CONT.

Year	Player	Games	Dates	Total Goals
2006-07:	Ilya Kovalchuk	6	10/21-10/30	8
2005-06:	Ilya Kovalchuk	7	1/1-1/13	11
2003-04:	Vyacheslav Kozlov	5	12/3-12/12	5
2002-03:	Dany Heatley	3	4/2-4/6	4
	Dany Heatley	3	3/15-3/19	3
	Marc Savard	3	3/28-3/31	4
	Marc Savard	3	1/11-1/15	3
	Dan Snyder	3	3/9-3/13	4
	Ilya Kovalchuk	3	10/21-10/26	3
2001-02:	Ilya Kovalchuk	4	10/23-10/30	4
	Ilya Kovalchuk	4	1/13-1/19	4
2000-01:	Donald Audette	3	12/26-12/29	3
	Ray Ferraro	3	10/17-10/21	3
	Ray Ferraro	3	12/4-12/8	6
	Tomi Kallio	3	3/8-3/11	3
	Steve Guolla	3	12/1-12/4	4
	Yves Sarault	3	1/20-1/23	4
1999-00:	Andrew Brunette	3	10/9-10/16	4
	Andrew Brunette	3	10/31-11/6	3
	Ray Ferraro	3	1/1-1/8	3
	Per Svartvadet	3	10/31-11/6	3
	Donald Audette	3	3/18-3/22	3

#### ASSISTS, MOST CONSECUTIVE GAMES

Year	Player	Games	Dates	Total Assists
2011-12:	Dustin Byfuglien	7	2/16-2/27	11
2010-11:	Rich Peverley	5	10/23-11/3	6
	Tobias Enstrom	5	11/21-11/30	5
2009-10:	Tobias Enstrom	6	12/12-12/21	9
2008-09:	Todd White	7	2/15-2/28	8
2007-08:	Todd White	8	12/27-1/10	8
2006-07:	Marian Hossa	5	11/3-11/10	8
	Keith Tkachuk	5	3/29-4/7	5
2005-06:	Vyacheslav Kozlov	7	10/29-11/12	10
2003-04:	Marc Savard	6	12/1-12/12	7
2002-03:	Vyacheslav Kozlov	6	3/28-4/6	10
	Dany Heatley	6	11/23-12/6	9
2001-02:	Dany Heatley	3	3/1-3/4	3
	Dany Heatley	3	3/20-3/23	3
	Dany Heatley	3	4/5-4/10	3
	Tony Hrkac	3	11/19-11/24	3
	Frantisek Kaberle	3	12/18-12/21	3
	Tomi Kallio	3	10/13-10/19	3
	Ilya Kovalchuk	3	12/4-12/8	3
	Patrik Stefan	3	3/14-3/18	3
2000-01:	Donald Audette	6	10/7-10/21	7
1999-00:	Andrew Brunette	4	10/16-10/26	5

#### AT LEAST ONE SHOT, MOST CONSECUTIVE GAMES

Year	Player	Games	Dates	Total Shots
2011-12:	Zach Bogosian	38	10/17-1/7	75
2010-11:	Dustin Byfuglien	79	10/8-4/7	342
2009-10:	Maxim Afinogenov	35	12/30-3/23	81
2008-09:	Ilya Kovalchuk	48	12/18-4/11	195
2007-08:	Ilya Kovalchuk	46	10/13-1/20	188
2006-07:	Ilya Kovalchuk	41	10/5-12/30	184
2005-06:	Marian Hossa	80	10/5-4/18	341
2003-04:	Ilya Kovalchuk	39	11/8-1/30	163
	Marc Savard	39	10/9-2/13	119
2002-03:	Dany Heatley	45	1/3-4/6	167
2001-02:	Ilya Kovalchuk	43	11/10-2/11	143
2000-01:	Donald Audette	34	12/19-3/11	105
	Tomi Kallio	34	12/6-4/6	79
1999-00:	Nelson Emerson	40	11/25-3/12	121

### SEASON-BY-SEASON STREAK LEADERS

#### PLUS-RATING, MOST CONSECUTIVE GAMES

Year	Player	Games	Dates	Plus Rating
2011-12:	Tim Stapleton	7	3/14-3/26	+9
2010-11:	Tobias Enstrom	5	12/13-12/20	+8
	Anthony Stewart	5	12/18-12/26	+6
2009-10:	Colby Armstrong	6	12/10-12/19	+7
2008-09:	Colby Armstrong	7	3/21-4/5	+10
2007-08:	Niclas Havelid	4	1/30-2/5	+6
	Eric Perrin	4	11/3-11/10	+6
2006-07:	Ilya Kovalchuk	6	3/6-3/16	+8
2005-06:	Greg de Vries	6	4/5-4/15	+10
2003-04:	Frantisek Kaberle	4	12/5-12/12	+6
	Frantisek Kaberle	4	12/16/12/23	+6
2002-03:	Dany Heatley	5	3/9-3/17	+8
2001-02:	Daniel Tjernqvist	5	12/28-1/6	+5
2000-01:	Frantisek Kaberle	6	10/28-11/13	+9
1999-00:	Patrik Stefan	3	12/3-12/6	+4
	Andrew Brunette	3	12/3-12/6	+4
	Petr Buzek	3	12/3-12/6	+3
	David Harlock	3	10/31-11/6	+3
	Dean Sylvester	3	12/3-12/6	+3
	Yannick Tremblay	3	3/18-3/22	+3

#### GOALTENDER WINS, MOST CONSECUTIVE GAMES

Year	Player	Games	Dates	Shots - Saves
2011-12:	Ondrej Pavelec	3	12/1-12/6	98-95
	Ondrej Pavelec	3	11/4-11/19	95-88
2010-11:	Ondrej Pavelec	6	11/19-11/30	188-183
2009-10:	Johan Hedberg	3	3/16-3/20	90-82
2008-09:	Kari Lehtonen	5	3/6-3/16	176-170
	Johan Hedberg	5	3/21-4/3	123-111
2007-08:	Kari Lehtonen	4	12/18-12/23	123-115
	Johan Hedberg	4	11/13-11/21	104-98
2006-07:	Kari Lehtonen	5	12/19-12/27	173-162
	Kari Lehtonen	5	3/2-3/8	158-149
2005-06:	Kari Lehtonen	5	1/6-1/18	152-140
2003-04:	Pasi Nurminen	4	11/16-11/23	94-85
	Kari Lehtonen	4	3/19-4/3	106-101
2002-03:	Pasi Nurminen	3	11/9-11/13	84-77
2001-02:	Milan Hnilička	2	10/26-10/27	69-66
	Frederic Cassivi	2	3/22-3/23	87-83
2000-01:	Milan Hnilička	3	12/9-12/26	101-94
1999-00:	Scott Fankhauser	2	1/4-1/6	53-48

#### GOALTENDER STARTS, MOST CONSECUTIVE GAMES

Year	Player	Games	Dates	Record
2011-12:	Ondrej Pavelec	13	2/27-3/28	5-8-0
	Ondrej Pavelec	13	10/27-11/23	6-4-3
2010-11:	Ondrej Pavelec	12	1/17-2/7	3-6-3
2009-10:	Ondrej Pavelec	5	10/29-11/7	2-3
2008-09:	Kari Lehtonen	9	2/19-3/10	5-3-1
2007-08:	Kari Lehtonen	8	12/18-12/31	5-3-0
2006-07:	Kari Lehtonen	15	1/6-2/10	6-7-2
2005-06:	Kari Lehtonen	28	1/21-4/6	14-13-0
2003-04:	Pasi Nurminen	16	2/13-3/17	8-7-1
2002-03:	Pasi Nurminen	9	1/15-2/4	6-2-1
2001-02:	Milan Hnilička	10	1/11-1/30	4-5-1
2000-01:	Milan Hnilička	14	10/28-11/29	4-8-2
1999-00:	Damian Rhodes	11	3/16-4/4	2-8-1



# JETS TEAM HISTORY

## 1999-00 SEASON SUMMARY

### RESULTS: 14-57-7-4

Date	Opponent	Score	Result
Oct. 2	vs. NJ	1-4	L
Oct. 7	vs. DET	1-7	L
Oct. 9	vs. BUF	5-5	T
Oct. 14	@ NYI	2-0	W
Oct. 16	@ TB	4-4	T
Oct. 17	@ NYR	1-4	L
Oct. 23	vs. COL	2-3	L (OT)
Oct. 26	vs. CSY	2-1	W
Oct. 27	@ TOR	0-4	L
Oct. 31	vs. OTT	4-6	L
Nov. 3	vs. TB	4-1	W
Nov. 6	@ BOS	2-4	L
Nov. 10	@ FLA	1-4	L
Nov. 12	@ NJ	1-5	L
Nov. 13	@ MTL	2-4	L
Nov. 17	vs. TB	5-4	W
Nov. 19	vs. BUF	0-4	L
Nov. 20	@ BUF	3-4	L
Nov. 22	vs. VAN	6-3	W
Nov. 25	vs. OTT	3-6	L
Nov. 27	@ FLA	0-3	L
Nov. 28	vs. DAL	2-4	L
Dec. 3	vs. FLA	2-1	W
Dec. 4	@ NYI	4-3	W
Dec. 6	vs. NSH	3-4	L (OT)
Dec. 8	@ LA	0-4	L
Dec. 10	@ SJ	1-4	L
Dec. 12	@ ANA	1-4	L
Dec. 15	vs. WSH	0-4	L
Dec. 17	vs. BOS	1-3	L
Dec. 18	@ CAR	2-4	L
Dec. 22	@ FLA	3-3	T
Dec. 23	@ PHI	4-4	T
Dec. 26	vs. TB	6-3	W
Dec. 27	@ DET	2-3	L (OT)
Jan. 30	@ NSH	0-6	L
Jan. 1	vs. CAR	2-4	L
Jan. 4	@ BUF	5-4	W
Jan. 6	vs. WSH	3-1	W
Jan. 8	@ WSH	0-3	L
Jan. 12	vs. WSH	2-5	L
Jan. 14	vs. PHI	1-0	W
Jan. 16	@ NYR	3-6	L
Jan. 17	@ BOS	3-3	T
Jan. 19	vs. BOS	3-4	L
Jan. 21	vs. FLA	3-3	T
Jan. 24	vs. NYR	3-6	L
Jan. 27	@ PIT	1-4	L
Jan. 29	@ TB	1-2	L
Jan. 31	vs. PIT	1-2	L (OT)
Feb. 2	@ DAL	1-2	L
Feb. 3	vs. NYR	3-6	L
Feb. 9	@ PIT	2-5	L
Feb. 11	vs. SJ	0-3	L
Feb. 12	vs. CHI	3-4	L
Feb. 15	@ STL	1-4	L
Feb. 6	vs. MTL	1-5	L
Feb. 20	@ PHX	2-4	L
Feb. 22	@ COL	4-3	W
Feb. 25	@ EDM	4-5	L
Feb. 26	@ CSY	2-5	L
Feb. 29	vs. TOR	0-4	L
Mar. 2	vs. STL	2-5	L
Mar. 4	@ OTT	2-3	L
Mar. 6	@ MTL	2-3	L
Mar. 10	vs. NJ	0-9	L
Mar. 12	@ CAR	1-5	L
Mar. 13	vs. EDM	0-3	L
Mar. 16	vs. NYI	2-4	L
Mar. 18	@ TOR	4-1	W
Mar. 21	@ OTT	1-7	L
Mar. 22	vs. MTL	1-1	T
Mar. 24	vs. PIT	3-5	L
Mar. 26	vs. LA	1-4	L
Mar. 28	@ WSH	2-5	L
Mar. 29	vs. PHX	2-3	L
Mar. 31	@ NJ	0-6	L
Apr. 2	vs. NYI	5-4	W
Apr. 4	vs. PHI	3-5	L
Apr. 6	@ PHI	1-3	L
Apr. 8	vs. CAR	3-4	L
Apr. 9	@ CAR	1-2	L

### FINAL INDIVIDUAL STATISTICS

Player	GP	ATOI	G	A	PTS	+/-	PIM	PP	SH	GW
Andrew Brunette	81	19:42	23	27	50	-32	30	9	0	2
Ray Ferraro	81	16:10	19	25	44	-33	88	10	0	3
Donald Audette	LA	49	14:56	12	20	32	6	45	1	0
	ATL	14	21:35	7	4	11	-4	12	0	1
	TOTAL	63	16:00	19	24	43	2	57	1	1
Yannick Tremblay	75	19:27	10	21	31	-42	22	4	1	2
Hnat Domenichelli	CSY	32	12:39	5	9	14	0	12	1	0
	ATL	27	16:55	6	9	15	-21	4	0	0
	TOTAL	59	14:17	11	18	29	-21	16	1	0
Stephen Guolla	TB	46	11:26	6	10	16	2	11	2	0
	ATL	20	17:47	4	9	13	-13	4	2	0
	TOTAL	66	13:05	10	19	29	-11	15	4	0
Dean Sylvester	52	13:44	16	10	26	-14	24	1	0	2
Patrik Stefan*	72	14:49	5	20	25	-20	30	1	0	0
Mike Stapleton	62	17:18	10	12	22	-29	30	4	0	1
Petr Buzek*	63	18:24	5	14	19	-22	41	3	0	0
Johan Garpenlov	73	15:19	2	14	16	-30	31	0	0	0
Frantisek Kaberle*	LA	37	17:04	0	9	9	3	4	0	0
	ATL	14	24:39	1	6	7	-13	6	0	1
	TOTAL	51	18:43	1	15	16	-10	10	0	1
Andreas Karlsson*	51	13:00	5	9	14	-17	14	1	0	0
Shean Donovan	COL	18	5:20	1	0	1	-4	8	0	0
	ATL	33	14:19	4	7	11	-13	18	1	0
	TOTAL	51	10:55	5	7	12	-17	26	1	0
Denny Lambert	73	11:39	5	6	11	-17	219	2	0	1
Gord Murphy	58	22:41	1	10	11	-26	38	0	0	0
Chris Tamer	69	18:29	2	8	10	-32	91	0	0	0
Maxim Galanov	40	21:32	4	3	7	-12	20	0	0	0
Per Svartvadet*	38	13:24	3	4	7	-8	6	0	0	0
Matt Johnson	64	8:25	2	5	7	-11	144	0	0	0
David Harlock	44	19:41	0	6	6	-8	36	0	0	0
Steve Staios	27	13:01	2	3	5	-5	66	0	0	0
Chris McAlpine	STL	21	11:41	1	1	2	1	14	0	0
	TB	10	18:23	1	1	2	-5	10	0	0
	ATL	3	19:40	0	0	0	-4	2	0	0
	TOTAL	34	14:21	2	2	4	-8	26	0	0
Sergei Vyshedkevich*	7	23:18	1	3	4	-3	2	1	0	0
Herbert Vasiljev*	7	9:18	1	0	1	-3	4	0	0	0
Rumun Ndur	27	13:12	1	0	1	-17	71	0	0	0
Martin Prochazka	3	16:37	0	1	1	-1	0	0	0	0
Brett Clark	14	16:51	0	1	1	-12	4	0	0	0
Bryan Adams*	2	10:57	0	0	0	-1	0	0	0	0
Vladimir Vujtek	3	10:52	0	0	0	0	0	0	0	0
Geordie Kinnear	4	18:27	0	0	0	-1	13	0	0	0
Scott Langkow*	15	51:00	0	0	0	0	0	0	0	0
Scott Fankhouser*	16	57:50	0	0	0	0	4	0	0	0
Damian Rhodes	28	55:45	0	0	0	0	2	0	0	0
Norm Macarle*	32	50:56	0	0	0	0	0	0	0	0
Goaltender										
GP	MINS	AVG	W	L	T	EN	SO	SV %		
Scott Fankhouser*	16	920	3.20	2	11	2	1	0	.891	
Norm Macarle*	32	1618	3.49	4	19	2	5	1	.890	
Damian Rhodes	28	1561	3.88	5	19	3	3	1	.874	
Scott Langkow*	15	765	4.31	3	11	0	1	0	.861	
TOTALS	82	4966	3.78	14	61	7	10	2	.877	

#### TRADED / WAIVED PLAYERS

Player	GP	G	A	PTS	+/-	PIM	PP	SH	GW
Nelson Emerson	58	14	19	33	-24	47	4	0	0
Darryl Shannon	49	5	13	18	-14	65	1	0	1
Kelly Buchberger	68	5	12	17	-34	139	0	0	0
Ed Ward	44	5	1	6	-5	44	0	2	0
Jason Botterill	25	1	4	5	-7	17	0	0	1
Kevin Dean	23	1	0	1	-5	14	0	1	0
Eric Bertrand*	8	0	0	0	-5	4	0	0	0
Rick Tabaracci	1	0	0	0	0	0	0	0	0

\*Indicates rookie status

# JETS TEAM HISTORY

## 2000-01 SEASON SUMMARY

### RESULTS: 23-45-12-2

Date	Opponent	Score	Result
Oct. 7	vs. NYR	1-2	L
Oct. 11	vs. WSH	3-3	T
Oct. 15	@ TB	2-5	L
Oct. 17	vs. NJ	3-3	T
Oct. 20	vs. NYI	3-5	L
Oct. 21	@ OTT	6-6	T
Oct. 25	@ EDM	3-1	W
Oct. 27	@ VAN	1-1	T
Oct. 28	@ SJ	2-2	T
Nov. 2	vs. LA	2-5	L
Nov. 4	@ BOS	8-3	W
Nov. 6	vs. OTT	2-3	L
Nov. 12	@ WSH	2-2	T
Nov. 13	@ FLA	4-1	W
Nov. 15	vs. NSH	1-0	W
Nov. 17	vs. PHI	2-3	L (OT)
Nov. 18	@ PIT	1-3	L
Nov. 22	@ TB	2-8	L
Nov. 23	vs. MTL	0-6	L
Nov. 25	vs. WSH	2-1	W
Nov. 27	@ MTL	2-3	L
Nov. 29	vs. DET	4-6	L
Dec. 1	vs. TB	5-3	W
Dec. 2	@ CBJ	2-1	W
Dec. 4	vs. BOS	5-4	W
Dec. 6	vs. CAR	3-5	L
Dec. 8	vs. FLA	4-3	W
Dec. 9	@ NYI	5-2	W
Dec. 11	@ NJ	0-4	L
Dec. 13	vs. CHI	3-1	W
Dec. 15	vs. STL	3-6	L
Dec. 19	@ LA	7-6	W
Dec. 20	@ ANA	4-2	W
Dec. 22	@ PHX	1-5	L
Dec. 26	vs. TOR	5-3	W
Dec. 28	@ NYR	4-1	W
Dec. 29	@ NYI	2-5	L
Jan. 1	@ WSH	2-4	L
Jan. 3	@ MIN	1-1	T
Jan. 5	vs. PHI	4-6	L
Jan. 6	@ PHI	2-2	T
Jan. 10	vs. DAL	2-3	L
Jan. 12	vs. MTL	0-3	L
Jan. 13	@ WSH	1-4	L
Jan. 17	vs. ANA	2-5	L
Jan. 20	@ NJ	2-3	L
Jan. 21	vs. NYI	4-4	T
Jan. 23	@ NSH	3-4	L
Jan. 25	vs. TOR	1-2	L (OT)
Jan. 27	@ PIT	1-5	L
Jan. 29	@ NYR	7-2	W
Jan. 30	vs. PIT	3-6	L
Feb. 1	vs. CAR	1-3	L
Feb. 7	@ TOR	1-7	L
Feb. 9	vs. BOS	5-1	W
Feb. 10	vs. FLA	3-7	L
Feb. 13	vs. BUF	5-4	W
Feb. 15	@ BUF	1-3	L
Feb. 17	@ PHI	1-5	L
Feb. 21	@ CAR	3-6	L
Feb. 23	@ CHI	0-1	L
Feb. 25	@ COL	2-5	L
Feb. 27	vs. CAR	1-1	T
Mar. 2	@ FLA	4-3	W
Mar. 3	vs. FLA	2-2	T
Mar. 6	vs. COL	2-4	L
Mar. 8	vs. PIT	3-5	L
Mar. 10	@ BOS	7-5	W
Mar. 11	vs. COY	3-3	T
Mar. 14	@ OTT	1-8	L
Mar. 16	vs. CBJ	0-3	L
Mar. 18	vs. VAN	3-5	L
Mar. 21	vs. TB	3-4	L
Mar. 22	@ TB	2-0	W
Mar. 24	@ MTL	3-2	W
Mar. 26	vs. BUF	0-4	L
Mar. 28	vs. NJ	2-4	L
Mar. 30	@ BUF	0-4	L
Apr. 1	vs. NYR	2-4	L
Apr. 3	vs. OTT	5-2	W
Apr. 5	@ DET	0-4	L
Apr. 6	@ CAR	2-3	L

### FINAL INDIVIDUAL STATISTICS

Player	GP	ATOI	G	A	PTS	+/-	PIM	PP	SH	GW
Ray Ferraro	81	18:19	29	47	76	-11	91	11	0	2
Andrew Brunette	77	16:58	15	44	59	-5	26	6	0	4
Jiri Slegr	PIT 42	17:37	5	10	15	-9	60	0	1	1
	ATL 33	21:34	3	16	19	-1	36	2	0	0
TOTAL	75	19:35	8	26	34	-10	96	2	1	1
Patrik Stefan	66	14:07	10	21	31	-3	22	0	0	1
Stephen Guolla	63	14:41	12	16	28	-6	23	2	0	3
Hnat Domenichelli	63	14:21	15	12	27	-9	18	4	0	1
Tomi Kallio*	56	16:17	14	13	27	-3	22	2	0	2
Shean Donovan	63	14:03	12	11	23	-14	47	1	3	1
Steve Staios	70	21:45	9	13	22	-23	137	4	0	0
Per Svartvadet	69	14:42	10	11	21	-6	20	0	2	1
Chris Tamer	82	19:42	4	13	17	-1	128	0	1	1
Andreas Karlsson	60	12:54	5	11	16	-2	16	0	1	0
Frantisek Kaberle	51	22:17	4	11	15	11	18	1	0	1
Ladislav Kohn	ANA 51	10:59	4	3	7	-15	42	0	1	0
	ATL 26	13:38	3	4	7	-12	44	0	1	0
TOTAL	77	11:52	7	7	14	-27	86	0	2	0
Gord Murphy	27	20:44	3	11	14	-11	12	2	0	0
Jeff Odgers	82	8:39	6	7	13	-8	226	0	0	1
Yannick Tremblay	46	20:27	4	8	12	-6	30	1	0	1
Dean Sylvester	43	14:04	5	6	11	-16	8	1	0	0
Yves Sarault	20	13:08	5	4	9	-9	26	2	0	0
Herbert Vasiljev*	21	16:01	4	5	9	-11	14	2	0	1
Denny Lambert	67	9:08	1	7	8	-5	215	0	0	0
Brad Tapper*	16	12:44	2	3	5	1	6	0	0	0
Chris Joseph	PHX 24	12:59	1	1	2	-4	16	0	1	0
	ATL 19	20:48	0	3	3	-7	20	0	0	0
TOTAL	43	16:43	1	4	5	-11	36	0	1	0
Andrei Skopintsev	17	18:13	1	3	4	-7	16	0	0	1
Jarrod Skalde	19	13:57	1	2	3	-8	20	0	0	0
Brett Clark	28	18:02	1	2	3	-12	14	0	0	0
Adam Burt	27	19:05	0	2	2	2	27	0	0	0
Bryan Adams*	9	9:37	0	1	1	-4	2	0	0	0
David Harlock	65	17:04	0	1	1	-28	62	0	0	0
Dan Snyder*	2	6:55	0	0	0	0	0	0	0	0
J.P. Vigier*	2	9:56	0	0	0	-2	0	0	0	0
Brian Pothier*	3	20:38	0	0	0	4	2	0	0	0
Petr Buzek	5	17:26	0	0	0	2	8	0	0	0
Scott Fankhouser*	7	37:14	0	0	0	0	2	0	0	0
Darcy Hordichuk*	11	7:18	0	0	0	-3	38	0	0	0
Norm Maracle	13	57:55	0	0	0	0	0	0	0	0
Milan Hnilicka	36	52:19	0	0	0	0	4	0	0	0
Damian Rhodes	38	54:52	0	0	0	0	16	0	0	0

Goaltender	GPI	MINS	AVG	W	L	T	EN	SO	SV %
Milan Hnilicka	36	1879	3.35	12	19	2	1	2	.890
Damian Rhodes	38	2072	3.36	7	19	7	5	0	.897
Norm Maracle	13	753	3.43	2	8	3	3	0	.894
Scott Fankhouser*	7	260	3.69	2	1	0	0	0	.900
TOTALS	82	4983	3.48	23	47	12	9	2	.891

TRADED / WAIVED PLAYERS									
Player	GP	G	A	PTS	+/-	PIM	PP	SH	GW
Donald Audette	64	32	39	71	-3	64	13	1	2
Sergei Vyshedkevich*	23	1	2	3	-7	14	0	0	0

\* Indicates rookie status

# JETS TEAM HISTORY

## 2001-02 SEASON SUMMARY

### RESULTS: 19-47-11-5

Date	Opponent	Score	Result
Oct. 4	@ BUF	2-1	W
Oct. 6	@ BOS	3-4	L (OT)
Oct. 13	vs. CAR	2-5	L
Oct. 16	vs. PHI	3-3	T
Oct. 19	vs. NYR	3-4	L
Oct. 20	@ CAR	1-2	L (OT)
Oct. 23	vs. PIT	2-4	L
Oct. 26	vs. WSH	1-0	W
Oct. 27	vs. TB	4-3	W
Oct. 30	vs. OTT	3-6	L
Nov. 1	@ SJ	2-5	L
Nov. 3	@ LA	1-4	L
Nov. 4	@ ANA	0-5	L
Nov. 7	@ NJ	2-3	L
Nov. 8	@ BUF	0-8	L
Nov. 10	@ WSH	0-3	L
Nov. 13	@ MIN	2-4	L
Nov. 16	vs. NSH	4-4	T
Nov. 18	@ NYR	2-6	L
Nov. 19	vs. BUF	3-2	W
Nov. 22	vs. MTL	2-5	L
Nov. 24	@ OTT	6-3	W
Nov. 27	@ MTL	1-5	L
Nov. 29	@ TB	2-5	L
Dec. 1	@ FLA	5-2	W
Dec. 4	vs. BOS	2-3	L
Dec. 6	vs. WSH	3-3	T
Dec. 8	@ PIT	3-6	L
Dec. 10	vs. PHI	1-3	L
Dec. 12	vs. MTL	3-3	T
Dec. 14	vs. CHI	1-3	L
Dec. 15	@ WSH	2-5	L
Dec. 18	@ BOS	3-2	W
Dec. 19	vs. SJ	2-4	L
Dec. 21	@ CAR	4-5	L (OT)
Dec. 23	vs. DAL	1-4	L
Dec. 26	vs. FLA	3-3	T
Dec. 28	vs. TOR	5-4	W
Dec. 31	@ FLA	3-4	L
Jan. 2	@ DAL	1-2	L
Jan. 3	@ PHX	1-2	L
Jan. 6	vs. NYI	2-3	L
Jan. 8	@ PHI	4-7	L
Jan. 9	vs. OTT	4-3	W
Jan. 11	vs. CGY	1-0	W
Jan. 13	vs. TB	2-2	T
Jan. 15	@ TOR	3-2	W
Jan. 17	@ PHI	3-6	L
Jan. 19	@ FLA	6-1	W
Jan. 22	vs. WSH	0-3	L
Jan. 24	vs. NJ	4-2	W
Jan. 26	@ PIT	2-3	L (OT)
Jan. 28	vs. PHX	2-4	L
Jan. 30	vs. TOR	0-6	L
Feb. 5	vs. EDM	3-2	W
Feb. 7	@ NJ	3-3	T
Feb. 8	vs. NYR	1-2	L
Feb. 11	@ TOR	4-5	L
Feb. 12	@ STL	0-3	L
Feb. 26	vs. BUF	2-1	W
Mar. 1	vs. NYI	4-3	W
Mar. 2	@ NYI	1-4	L
Mar. 4	@ MTL	3-5	L
Mar. 6	vs. ANA	1-4	L
Mar. 8	vs. BOS	0-3	L
Mar. 10	@ NYI	1-6	L
Mar. 12	vs. TB	4-4	T
Mar. 14	vs. COL	2-0	W
Mar. 16	vs. VAN	2-4	L
Mar. 18	vs. PIT	2-4	L
Mar. 20	@ TB	2-4	L
Mar. 22	@ NYR	5-2	W
Mar. 23	@ OTT	3-2	W
Mar. 27	vs. MIN	2-4	L
Mar. 30	@ DET	1-4	L
Apr. 2	@ CGY	2-4	L
Apr. 3	@ COL	0-6	L
Apr. 5	vs. NJ	1-3	L
Apr. 7	@ CAR	1-1	T
Apr. 10	vs. FLA	4-4	T
Apr. 12	@ CBJ	4-5	L (OT)
Apr. 14	vs. CAR	2-2	T

### FINAL INDIVIDUAL STATISTICS

Player	GP	ATOI	G	A	PTS	+/	PIM	PP	SH	GW
Dany Heatley*	82	19:53	26	41	67	-19	56	7	0	4
Ilya Kovalchuk*	65	18:32	29	22	51	-9	28	7	0	4
Tony Hrkac	80	17:29	18	26	44	-12	12	5	1	2
Lubos Bartekco	71	14:28	13	14	27	-15	30	1	0	0
Frantisek Kaberle	61	21:35	5	20	25	-11	24	1	0	0
Yannick Tremblay	66	21:50	9	15	24	-15	47	1	0	1
Patrik Stefan	59	15:58	7	16	23	-4	22	0	1	0
Pascal Rheaume	CHI	19	9:22	0	2	2	-1	4	0	0
	ATL	42	14:27	11	9	20	-3	25	6	0
	TOTAL	61	12:52	11	11	22	-4	29	6	0
Tomi Kallio	60	21:21	8	14	22	-8	12	1	0	0
Daniel Tjernqvist*	75	21:32	2	16	18	-22	14	1	0	0
Per Svartvadet	78	13:22	3	12	15	-12	24	0	0	0
Andy Sutton	MIN	19	10:57	2	4	6	-4	35	1	0
	ATL	24	15:25	0	4	4	0	46	0	0
	TOTAL	43	13:26	2	8	10	-4	81	1	0
Brian Pothier*	33	21:41	3	6	9	-19	22	1	0	1
Jeff Odgers	46	8:37	4	4	8	-3	135	0	0	1
Todd Reirden	65	18:02	3	5	8	-25	82	1	0	0
Andreas Karlsson	42	12:30	1	7	8	-8	20	0	0	0
Jeff Cowan	CGY	19	7:44	1	0	1	-3	40	0	0
	ATL	38	12:27	4	1	5	-11	50	0	0
	TOTAL	57	10:52	5	1	6	-14	90	0	0
Chris Tamer	78	18:30	3	3	6	-11	111	0	1	0
Brad Tapper*	20	13:21	2	4	6	-3	43	0	0	0
J.P. Vigier*	15	13:13	4	1	5	-5	4	0	0	0
Yuri Butsayev	DET	3	9:44	0	0	0	-1	0	0	0
	ATL	8	13:28	2	0	2	1	4	0	0
	TOTAL	11	12:26	2	0	2	0	4	0	0
Dan Snyder*	11	10:57	1	1	2	-3	30	0	0	0
Milan Hnilička	60	56:11	0	2	2	0	8	0	0	0
Kamil Piroš*	8	12:12	0	1	1	-2	4	0	0	0
Mike Weaver*	16	13:54	0	1	1	0	10	0	0	0
David Harlock	19	14:55	0	1	1	-2	18	0	0	0
Norm Maracle	1	60:00	0	0	0	0	0	0	0	0
Luke Sellars*	1	3:27	0	0	0	0	2	0	0	0
Derek MacKenzie*	1	13:51	0	0	0	-1	2	0	0	0
Brett Clark	2	15:32	0	0	0	-3	0	0	0	0
Mark Hartigan*	2	13:16	0	0	0	-2	2	0	0	0
Kirill Safronov*	PHX	1	6:08	0	0	0	-2	0	0	0
	ATL	2	21:11	0	0	0	-3	2	0	0
	TOTAL	3	16:10	0	0	0	-5	2	0	0
Francis Lessard*	5	12:45	0	0	0	0	26	0	0	0
Frederic Cassivi	6	51:16	0	0	0	0	0	0	0	0
Ben Simon*	6	9:20	0	0	0	1	6	0	0	0
Pasi Nurminen*	9	51:39	0	0	0	0	0	0	0	0
Damian Rhodes	15	51:26	0	0	0	0	0	0	0	0
<b>Goaltender</b>										
	GPI	MINS	AVG	W	L	T	EN	SO	SV %	
Norm Maracle	1	60	3.00	0	1	0	0	0	.850	
Milan Hnilička	60	3367	3.19	13	33	10	9	3	.908	
Frederic Cassivi	6	307	3.32	2	3	0	1	0	.918	
Pasi Nurminen*	9	465	3.61	2	5	0	1	0	.898	
Damian Rhodes	15	769	3.67	2	10	1	3	0	.893	
<b>TOTALS</b>	<b>82</b>	<b>4994</b>	<b>3.46</b>	<b>19</b>	<b>52</b>	<b>11</b>	<b>14</b>	<b>3</b>	<b>.901</b>	

#### TRADED / WAIVED PLAYERS

Player	GP	G	A	PTS	+/	PIM	PP	SH	GW
Ray Ferraro	61	8	19	27	-32	66	2	0	0
Hnat Domenichelli	40	8	11	19	-18	34	1	0	1
Shean Donovan	48	6	6	12	-16	40	1	0	2
Jiri Slegr	38	3	5	8	-21	51	1	0	0
Bob Corkum	65	3	4	7	-30	16	0	0	0
Darcy Hordichuk	33	1	1	2	-5	127	0	0	0
David Harlock	19	0	1	1	-2	18	0	0	0
Brett Clark	2	0	0	0	-3	0	0	0	0
Petr Buzek	9	0	0	0	-4	13	0	0	0

\* Indicates rookie status

# JETS TEAM HISTORY

## 2002-03 SEASON SUMMARY

### RESULTS: 31-39-7-5

Date	Opponent	Score	Result
Oct. 11	@ CAR	3-5	L
Oct. 12	vs. FLA	4-5	L (OT)
Oct. 16	@ PIT	2-3	L
Oct. 18	@ TB	5-8	L
Oct. 19	vs. NYI	4-5	L
Oct. 21	@ FLA	2-3	L
Oct. 23	vs. NJ	1-2	L
Oct. 26	@ BOS	3-4	L
Oct. 29	vs. LA	0-4	L
Oct. 31	@ TOR	3-3	T
Nov. 2	@ FLA	3-1	W
Nov. 7	@ CHI	0-5	L
Nov. 9	@ BUF	6-4	W
Nov. 11	vs. CGY	2-1	W
Nov. 13	vs. SJ	3-2	W
Nov. 15	vs. PHX	1-5	L
Nov. 17	vs. ANA	1-5	L
Nov. 19	vs. FLA	4-3	W
Nov. 22	vs. PIT	1-3	L
Nov. 23	@ WSH	3-6	L
Nov. 26	@ MTL	2-3	L
Nov. 28	vs. NYR	7-4	W
Dec. 1	vs. WSH	5-4	W
Dec. 5	@ BOS	3-4	L (OT)
Dec. 6	@ WSH	6-7	L (OT)
Dec. 8	vs. EDM	0-3	L
Dec. 11	@ PHX	2-4	L
Dec. 13	@ DAL	1-3	L
Dec. 14	@ STL	0-4	L
Dec. 16	vs. TOR	1-0	W
Dec. 18	vs. PHI	1-3	L
Dec. 20	vs. CAR	2-3	L (OT)
Dec. 23	@ TOR	1-5	L
Dec. 27	@ CAR	5-3	W
Dec. 28	vs. BOS	0-1	L
Dec. 30	@ PIT	3-2	W
Jan. 2	@ OTT	1-8	L
Jan. 3	vs. PIT	1-4	L
Jan. 5	vs. PHI	4-5	L
Jan. 7	vs. CAR	3-3	T
Jan. 9	@ TB	3-2	W
Jan. 11	@ NYI	3-7	L
Jan. 13	@ PHI	7-4	W
Jan. 15	vs. MTL	1-0	W
Jan. 17	vs. BOS	3-1	W
Jan. 19	vs. NYI	1-4	L
Jan. 21	vs. STL	9-4	W
Jan. 23	vs. OTT	3-3	T
Jan. 25	@ NYR	4-1	W
Jan. 28	vs. NYR	5-2	W
Jan. 30	vs. TOR	2-5	L
Feb. 4	@ MTL	4-3	W
Feb. 7	@ NJ	4-2	W
Feb. 8	@ OTT	1-3	L
Feb. 12	vs. WSH	1-5	L
Feb. 14	vs. TB	2-2	T
Feb. 15	vs. DET	2-6	L
Feb. 17	vs. BUF	4-3	W
Feb. 19	@ TB	0-2	L
Feb. 23	@ EDM	3-3	T
Feb. 25	@ VAN	0-8	L
Feb. 27	@ COL	4-3	W
Mar. 1	@ LA	1-4	L
Mar. 2	@ ANA	4-1	W
Mar. 6	@ WSH	4-4	T
Mar. 7	vs. FLA	1-2	L
Mar. 9	vs. MIN	4-6	L
Mar. 11	@ NJ	3-2	W
Mar. 13	vs. MTL	2-4	L
Mar. 15	vs. BUF	5-3	W
Mar. 17	vs. CBJ	3-2	W
Mar. 19	vs. DAL	4-5	L (OT)
Mar. 21	vs. OTT	1-5	L
Mar. 22	@ CBJ	3-2	W
Mar. 24	@ PHI	2-6	L
Mar. 26	vs. CAR	5-1	W
Mar. 28	vs. NJ	1-1	T
Mar. 29	@ NSH	3-2	W
Mar. 31	@ NYR	4-3	W
Apr. 2	@ BUF	3-4	L
Apr. 5	@ NYI	3-2	W
Apr. 6	vs. TB	6-2	W

### FINAL INDIVIDUAL STATISTICS

Player	GP	ATOI	G	A	PTS	+/-	PIM	PP	SH	GW
Dany Heatley	77	21:57	41	48	89	-8	58	19	1	6
Vyacheslav Kozlov	79	20:01	21	49	70	-10	66	9	1	2
Ilya Kovalchuk	81	19:27	38	29	67	-24	57	9	0	3
Marc Savard	CGY	10	14:41	1	2	3	-3	8	0	0
	ATL	57	19:50	16	31	47	-11	77	6	0
TOTAL	67	19:03	17	33	50	-14	85	6	0	4
Patrik Stefan	71	16:50	13	21	34	-10	12	3	0	2
Yannick Tremblay	75	21:45	8	22	30	-27	32	5	0	1
Shawn McEachern	46	19:18	10	16	26	-27	28	4	1	1
Tony Hrkac	80	16:06	9	17	26	-16	14	2	0	2
Frantisek Kaberle	79	21:57	7	19	26	-19	32	3	1	2
Andy Sutton	53	18:00	3	18	21	-8	114	1	1	0
Lubos Bartoeko	37	12:31	7	9	16	3	8	0	0	1
Daniel Tjernqvist	75	21:53	3	12	15	-20	26	1	0	0
Brad Tapper	35	13:03	10	4	14	2	23	1	0	3
Dan Snyder*	36	10:54	10	4	14	-4	34	0	1	1
Chris Tamer	72	15:41	1	9	10	-10	118	0	0	0
Jeff Cowan	66	8:24	3	5	8	-15	115	0	0	0
Per Svartvadet	62	11:46	1	7	8	-11	8	0	0	0
Mark Hartigan*	23	10:52	5	2	7	-8	6	1	0	0
Jeff Odgers	74	7:48	2	4	6	-13	171	0	0	1
Kamil Piro*	3	17:05	3	2	5	4	2	0	0	1
Mike Weaver*	40	18:38	0	5	5	-5	20	0	0	0
Kirill Safronov*	32	15:02	2	2	4	-10	14	0	0	0
Pasi Nurminen	52	54:55	0	3	3	0	4	0	0	0
Yuri Butsayev	16	12:05	2	0	2	-5	8	0	0	0
Joe DiPenta*	3	15:47	1	1	2	3	0	0	0	0
Garnet Exelby*	15	18:04	0	2	2	0	41	0	0	0
Francis Lessard*	18	5:40	0	2	2	1	61	0	0	0
Ben Simon*	10	9:25	0	1	1	0	9	0	0	0
Frederic Cassivi	2	61:30	0	0	0	0	0	0	0	0
Kurtis Foster*	2	11:06	0	0	0	-2	0	0	0	0
Simon Gamache*	2	12:37	0	0	0	-1	2	0	0	0
Jeff Farkas*	3	13:32	0	0	0	-1	0	0	0	0
Uwe Krupp	4	15:19	0	0	0	-2	10	0	0	0
Zdenek Blatny*	4	10:31	0	0	0	-1	0	0	0	0
J.P. Vigier	13	14:07	0	0	0	-13	4	0	0	0
Byron Dafeo	17	52:38	0	0	0	0	0	0	0	0
Milan Hnilicka	21	52:23	0	0	0	0	2	0	0	0
Goaltender										
	GPI	MINS	AVG	W	L	T	EN	SO	SV %	
Pasi Nurminen	52	2856	2.88	21	19	5	6	2	.906	
Milan Hnilicka	21	1097	3.56	4	13	1	0	0	.893	
Byron Dafeo	17	895	4.36	5	11	1	0	0	.862	
Frederic Cassivi	2	123	5.37	1	1	0	0	0	.810	
TOTALS	82	4993	3.41	31	44	7	6	2	.890	
TRADED / WAIVED PLAYERS										
Player	GP	G	A	PTS	+/-	PIM	PP	SH	GW	
Pascal Rheaume	56	4	9	13	-8	24	0	2	1	
Richard Smehtlik	43	2	9	11	-4	16	0	0	0	
Chris Herperger	27	4	1	5	-11	7	0	0	0	
Tomi Kallio	5	0	2	2	-2	4	0	0	0	

\*Indicates rookie status

JETS TEAM HISTORY  
2003-04 SEASON SUMMARY

RESULTS: 33-37-8-4

Date	Opponent	Score	Result
Oct. 9	vs. CBJ	2-1	W
Oct. 11	@ WSH	4-3	W
Oct. 14	vs. NYI	2-2	T
Oct. 16	@ NVR	0-0	T
Oct. 18	vs. CHI	7-2	W
Oct. 21	@ TB	2-3	L (OT)
Oct. 23	vs. NSH	4-2	W
Oct. 25	vs. FLA	2-3	L
Oct. 27	@ TOR	3-2	W
Oct. 30	@ MIN	2-3	L
Oct. 31	@ WSH	1-2	L
Nov. 2	vs. SJ	2-2	T
Nov. 5	@ BUF	7-4	W
Nov. 7	@ CBJ	2-4	L
Nov. 8	@ NYI	4-3	W
Nov. 11	vs. OTT	3-5	L
Nov. 13	@ CAR	1-5	L
Nov. 15	@ PHI	0-4	L
Nov. 16	vs. FLA	5-2	W
Nov. 19	vs. BOS	5-4	W
Nov. 21	@ FLA	6-3	W
Nov. 23	vs. PHX	1-0	W
Nov. 25	vs. OTT	3-6	L
Nov. 27	vs. TOR	1-3	L
Nov. 29	vs. TB	2-1	W
Dec. 1	@ PIT	3-4	L
Dec. 3	vs. BOS	4-6	L
Dec. 5	vs. ANA	6-2	W
Dec. 6	@ FLA	4-3	W
Dec. 10	vs. LA	4-3	W
Dec. 12	vs. PIT	6-3	W
Dec. 13	@ NYI	0-4	L
Dec. 16	vs. WSH	0-5	L
Dec. 18	vs. NJ	0-3	L
Dec. 20	@ PIT	7-4	W
Dec. 21	vs. PHI	4-1	W
Dec. 26	vs. TB	3-1	W
Dec. 28	@ OTT	2-5	L
Dec. 29	vs. MTL	1-2	L
Dec. 31	@ DET	5-6	L (OT)
Jan. 3	@ MTL	1-5	L
Jan. 8	@ DAL	1-2	L
Jan. 10	@ SJ	2-5	L
Jan. 11	@ PHX	1-1	T
Jan. 14	vs. MTL	1-2	L
Jan. 16	vs. CAR	3-4	L
Jan. 18	@ CAR	5-2	W
Jan. 20	vs. BUF	4-1	W
Jan. 22	vs. COL	1-1	T
Jan. 24	vs. NYI	0-3	L
Jan. 25	@ NJ	2-3	L
Jan. 28	vs. STL	1-1	T
Jan. 30	vs. TOR	1-4	L
Jan. 31	@ TB	2-5	L
Feb. 3	@ BOS	4-5	L
Feb. 5	vs. PHI	1-5	L
Feb. 10	@ CGY	2-5	L
Feb. 11	@ EDM	1-5	L
Feb. 13	@ VAN	4-1	W
Feb. 16	@ BUF	2-7	L
Feb. 17	@ MTL	4-1	W
Feb. 19	@ OTT	3-2	W
Feb. 21	@ PHI	4-5	L
Feb. 26	vs. TB	2-4	L
Feb. 27	@ NJ	3-2	W
Feb. 29	vs. NVR	3-2	W
Mar. 2	@ NVR	4-3	W
Mar. 5	vs. CAR	2-3	L (OT)
Mar. 6	@ BOS	2-2	T
Mar. 9	vs. NYR	0-2	L
Mar. 12	@ CAR	2-4	L
Mar. 13	vs. WSH	5-2	W
Mar. 15	vs. CAR	1-0	W
Mar. 17	vs. BUF	3-4	L (OT)
Mar. 19	vs. FLA	3-2	W
Mar. 20	@ WSH	2-2	T
Mar. 24	vs. WSH	3-2	W
Mar. 26	vs. NJ	0-5	L
Mar. 27	@ FLA	3-0	W
Mar. 29	@ TOR	2-4	L
Apr. 2	vs. PIT	2-3	L
Apr. 3	@ TB	2-1	W

FINAL INDIVIDUAL STATISTICS

Player	GP	ATOI	G	A	PTS	+/-	PIM	PP	SH	GW
Ilya Kovalchuk	81	23:41	41	46	87	-10	63	16	1	6
Shawn McEachern	82	20:13	17	38	55	5	76	5	1	3
Vyacheslav Kozlov	76	20:20	20	32	52	-12	74	6	0	1
Marc Savard	45	22:19	19	33	52	-8	85	6	1	3
Patrik Stefan	82	16:28	14	26	40	-7	26	3	2	2
Randy Robitaille	69	15:51	11	26	37	-12	20	5	0	2
Ronald Petrovicky	78	14:16	16	15	31	-9	123	0	0	1
Frantisek Kaberle	67	23:19	3	26	29	2	30	2	0	1
Dany Heatley	31	19:52	13	12	25	-8	18	5	0	3
Serge Aubin	66	15:59	10	15	25	0	73	1	0	2
Andy Sutton	65	23:20	8	13	21	0	94	7	1	1
Daniel Tjernqvist	68	22:16	5	15	20	-4	20	0	2	1
J.P. Vigier	70	14:36	10	8	18	-18	22	2	2	3
Ivan Majesky	63	14:27	3	7	10	-7	76	0	0	0
Yannick Tremblay	38	21:35	2	8	10	-13	13	1	0	1
Garnet Exelby*	71	19:31	1	9	10	-10	134	0	0	0
Chris Tamer	38	17:58	2	5	7	-9	55	0	0	1
Brad Larsen	COL 26	7:41	2	2	4	2	11	0	0	0
	ATL 6	13:39	0	0	0	-2	2	0	0	0
TOTAL	32	8:48	2	2	4	0	13	0	0	0
Shawn Heins	17	13:52	0	4	4	-1	16	0	0	0
Zdenek Blatny*	16	10:26	3	0	3	0	6	0	0	0
Ben Simon	52	6:04	3	0	3	-10	28	0	0	0
Tommi Santala*	33	10:07	1	2	3	-7	22	0	0	1
Francis Lessard*	62	4:27	1	1	2	-5	181	0	0	0
Pasi Nurminen	64	58:24	0	2	2	0	35	0	0	0
Kip Brennan*	LA 18	5:00	1	0	1	-1	79	0	0	0
	ATL 5	3:36	0	0	0	0	17	0	0	0
TOTAL	23	4:42	1	0	1	-1	96	0	0	0
Brian Swanson	2	6:35	0	1	1	0	0	0	0	0
Kurtis Foster*	3	6:58	0	1	1	0	0	0	0	0
Karl Stewart*	5	4:27	0	1	1	0	4	0	0	0
Kyle Rossiter*	FLA 4	11:54	0	0	0	-1	7	0	0	0
	ATL 2	10:14	0	1	1	1	0	0	0	0
TOTAL	6	11:21	0	1	1	0	7	0	0	0
Daniel Corso	7	12:59	0	1	1	-2	0	0	0	0
Derek MacKenzie*	12	6:38	0	1	1	0	10	0	0	0
Tomas Kloucek	NSH 5	11:34	0	1	1	3	10	0	0	0
	ATL 37	8:00	0	0	0	-8	25	0	0	0
TOTAL	42	8:25	0	1	1	-5	35	0	0	0
Mike Weaver	1	8:28	0	0	0	-1	0	0	0	0
Kari Lehtonen*	4	59:59	0	0	0	0	0	0	0	0
Byron Dafeo	18	54:02	0	0	0	0	2	0	0	0
Bill Lindsay	24	5:55	0	0	0	-6	25	0	0	0

Goaltender	GPI	MINS	AVG	W	L	T	EN	SO	SV%
Kari Lehtonen*	4	239	1.25	4	0	0	0	1	.953
Pasi Nurminen	64	3738	2.77	25	30	7	11	3	.904
Byron Dafeo	18	972	3.14	4	11	1	2	0	.898
TOTALS	82	4989	2.92	33	41	8	14	4	.899

TRADED / WAIVED PLAYERS

Player	GP	G	A	PTS	+/-	PIM	PP	SH	GW
Jeff Cowan	58	9	15	24	2	68	1	0	1
Jean-Luc Grand-Pierre	27	2	2	4	-7	26	0	1	0
Simon Gamache	2	0	1	1	0	0	0	0	0
Kamil Piro	14	0	1	1	-3	4	0	0	0

\*Indicates rookie status

# JETS TEAM HISTORY

## 2005-06 SEASON SUMMARY

### RESULTS: 41-33-8

Date	Opponent	Score	Result
Oct. 5	@ FLA	0-2	L
Oct. 7	@ WSH	7-3	W
Oct. 8	vs. WSH	8-1	W
Oct. 12	vs. MTL	0-2	L
Oct. 14	vs. TOR	1-9	L
Oct. 15	@ NYR	1-5	L
Oct. 20	vs. TB	0-6	L
Oct. 22	vs. NJ	4-3	W
Oct. 25	@ NYI	3-4	L
Oct. 27	@ PIT	5-7	L
Oct. 29	vs. TB	2-3	L
Nov. 1	@ TB	6-4	W
Nov. 4	@ WSH	2-3	SO L
Nov. 5	@ PHI	3-4	L
Nov. 9	vs. PIT	5-0	W
Nov. 11	vs. TB	5-2	W
Nov. 12	@ CAR	9-0	W
Nov. 16	vs. NYI	3-7	L
Nov. 18	@ PHI	6-5	OTW
Nov. 19	@ TOR	1-5	L
Nov. 22	@ MTL	2-3	SO L
Nov. 24	vs. NYR	3-6	L
Nov. 26	vs. FLA	7-4	W
Nov. 27	@ CAR	5-2	W
Nov. 29	vs. CAR	3-4	OTL
Dec. 1	vs. TOR	0-4	L
Dec. 3	@ ANA	1-2	L
Dec. 5	@ PHX	2-5	L
Dec. 6	@ SJ	3-5	L
Dec. 9	vs. CBJ	5-2	W
Dec. 11	vs. CHI	4-5	SO L
Dec. 13	vs. DET	7-6	W
Dec. 15	@ NY	2-3	OTW
Dec. 17	vs. FLA	2-1	W
Dec. 22	vs. WSH	5-6	SO L
Dec. 23	@ NY	1-0	W
Dec. 26	vs. MTL	4-0	W
Dec. 28	vs. PHI	3-4	OTL
Dec. 30	@ BUF	1-4	L
Jan. 1	@ WSH	5-2	W
Jan. 2	vs. OTT	9-3	W
Jan. 4	@ CAR	3-4	L
Jan. 6	vs. PIT	6-4	W
Jan. 7	@ PIT	4-3	W
Jan. 11	vs. NSH	4-3	SO W
Jan. 13	vs. STL	2-0	W
Jan. 18	@ DAL	5-2	W
Jan. 19	@ LA	6-8	L
Jan. 21	vs. TB	0-2	L
Jan. 24	vs. BOS	2-3	L
Jan. 26	vs. CAR	1-5	L
Jan. 28	@ CAR	1-4	L
Jan. 31	vs. BUF	2-5	L
Feb. 3	@ FLA	2-5	L
Feb. 4	vs. FLA	6-4	W
Feb. 7	@ TOR	1-4	L
Feb. 9	@ OTT	2-1	W
Feb. 11	@ MTL	2-1	SO W
Mar. 1	@ BUF	4-2	W
Mar. 2	@ BOS	2-3	L
Mar. 4	vs. WSH	3-2	OTW
Mar. 6	vs. FLA	4-3	SO W
Mar. 8	vs. NYR	3-2	SO W
Mar. 10	vs. OTT	1-3	L
Mar. 12	@ NYR	3-2	OTW
Mar. 16	vs. NYI	4-2	W
Mar. 18	vs. PHI	2-4	L
Mar. 20	vs. BUF	5-0	W
Mar. 21	@ BOS	5-4	SO W
Mar. 23	vs. NJ	6-5	OTW
Mar. 25	@ NYI	1-5	L
Mar. 30	@ TB	3-4	L
Apr. 1	vs. CAR	5-2	W
Apr. 3	@ OTT	4-6	L
Apr. 5	@ FLA	5-2	W
Apr. 6	@ TB	2-3	SO L
Apr. 8	vs. CAR	5-2	W
Apr. 11	@ TB	6-2	W
Apr. 13	vs. WSH	5-3	W
Apr. 15	vs. BOS	4-3	W
Apr. 17	@ WSH	4-6	L
Apr. 18	@ FLA	1-2	OTL

### FINAL INDIVIDUAL STATISTICS

Player	GP	ATOI	G	A	PTS	+/-	PTM	PP	SH	GW	
Ilya Kovalchuk	78	22:22	52	46	98	-6	68	27	0	7	
Marc Savard	82	20:30	28	69	97	7	100	14	1	4	
Marian Hossa	80	21:41	39	53	92	17	67	14	7	7	
Vyacheslav Kozlov	82	17:46	25	46	71	14	33	8	0	1	
Peter Bondra	60	15:56	21	18	39	-3	40	8	0	1	
Jaroslav Modry	79	20:47	7	31	38	-9	76	5	0	2	
Greg de Vries	82	22:00	7	28	35	1	76	3	0	2	
Scott Mellanby	71	13:24	12	22	34	5	55	3	0	3	
Bobby Holik	64	17:30	15	18	33	-6	79	5	0	0	
Niclas Havelid	82	24:25	4	28	32	9	48	2	0	0	
Andy Sutton	76	21:04	8	17	25	13	144	2	1	3	
Patrik Stefan	64	13:49	10	14	24	3	36	2	0	3	
Serge Aubin	74	11:05	7	17	24	-4	79	1	0	0	
Jim Slater*	71	10:05	10	10	20	1	46	1	0	0	
Ronald Petrovicky	60	11:53	8	12	20	-8	62	2	0	2	
Steve McCarthy	ATL	16	16:44	7	3	10	0	8	2	0	0
	VAN	51	13:16	2	4	6	3	43	0	0	0
	TOTAL	67	14:06	9	7	16	3	51	2	0	0
Brad Larsen	62	10:58	7	8	15	-3	21	0	3	1	
J.P. Vigier	41	14:21	4	6	10	-4	40	1	1	0	
Garnet Exelby	75	15:40	1	9	10	11	75	0	0	0	
Eric Boulton	51	4:54	4	5	9	-4	87	0	0	0	
Shane Hnidy	66	10:14	0	3	3	1	33	0	0	0	
Ramzi Abid	6	8:10	0	2	2	1	6	0	0	0	
Michael Garnett*	24	52:58	0	2	2	0	0	0	0	0	
Braydon Coburn*	9	7:43	0	1	1	-2	4	0	0	0	
Derek MacKenzie*	11	6:32	0	1	1	0	8	0	0	0	
Kari Lehtonen*	38	56:59	0	1	1	0	4	0	0	0	
Tomas Kloucek	1	3:14	0	0	0	0	2	0	0	0	
Scott Barney	3	6:44	0	0	0	-1	0	0	0	0	
Steve Shields	5	53:13	0	0	0	0	0	0	0	0	
Francis Lessard	6	2:33	0	0	0	-2	0	0	0	0	
Mark Popovic*	7	11:04	0	0	0	-5	0	0	0	0	
Karl Stewart*	8	5:40	0	0	0	-3	15	0	0	0	
Adam Berkhoel*	9	52:36	0	0	0	0	0	0	0	0	
Mike Dunham	17	45:50	0	0	0	0	0	0	0	0	

Goaltender	GPT	MINS	AVG	W	L	OT	EN	SO	SV%
Mike Dunham	17	779	2.77	8	5	2	1	1	.893
Kari Lehtonen*	38	2166	2.94	20	15	0	3	2	.906
Michael Garnett*	24	1271	3.45	10	7	4	2	2	.885
Adam Berkhoel*	9	473	3.81	2	4	1	0	0	.882
Steve Shields	5	266	4.29	1	2	1	0	0	.853
<b>TOTALS</b>	<b>82</b>	<b>4986</b>	<b>3.25</b>	<b>41</b>	<b>33</b>	<b>8</b>	<b>6</b>	<b>6</b>	<b>.891</b>

(Mike Dunham and Adam Berkhoel shared a shutout vs. Car. on Nov. 12, 2005)

#### TRADED / WAIVED PLAYERS

Player	GP	G	A	PTS	+/-	PTM	PP	SH	GW
Chris Kunitz*	2	0	0	0	-3	2	0	0	0
Rico Fata	6	0	1	1	-2	4	0	0	0

\*Indicates rookie status

# JETS TEAM HISTORY

## 2006-07 SEASON SUMMARY

### RESULTS: 43-28-11

Date	Opponent	Score	Result
Oct. 5	vs. TB	2-3	SOL
Oct. 7	vs. FLA	6-0	W
Oct. 9	@ TB	1-0	W
Oct. 11	vs. BOS	4-1	W
Oct. 13	vs. CAR	3-4	L
Oct. 14	@ WSH	4-3	OTW
Oct. 19	vs. WSH	4-3	SOW
Oct. 21	vs. FLA	4-2	W
Oct. 23	@ FLA	6-3	W
Oct. 25	@ CAR	4-5	OTL
Oct. 26	@ PHI	2-3	SOL
Oct. 28	@ BUF	5-4	SOW
Oct. 30	@ TOR	2-4	L
Nov. 1	vs. CAR	2-5	L
Nov. 3	@ WSH	4-3	W
Nov. 4	@ NYI	4-1	W
Nov. 6	vs. BOS	5-3	W
Nov. 8	vs. OTT	5-4	W
Nov. 10	vs. NYR	2-5	L
Nov. 11	@ TB	2-5	L
Nov. 17	vs. DAL	3-5	L
Nov. 18	@ MTL	1-3	L
Nov. 22	@ WSH	4-2	W
Nov. 24	@ TB	2-3	OTL
Nov. 25	vs. FLA	1-0	W
Nov. 28	@ NYR	5-4	OTW
Nov. 20	vs. TOR	5-0	W
Dec. 2	@ FLA	3-1	W
Dec. 5	@ TOR	5-2	W
Dec. 7	@ TB	0-8	L
Dec. 9	vs. PIT	3-4	OTL
Dec. 13	vs. ANA	1-2	L
Dec. 15	vs. WSH	2-3	OTL
Dec. 16	@ NYI	0-6	L
Dec. 19	@ NJ	4-3	SOW
Dec. 21	vs. PIT	4-3	SOW
Dec. 23	vs. NJ	5-2	W
Dec. 26	vs. TB	2-1	W
Dec. 27	@ PIT	4-2	W
Dec. 30	@ BUF	1-4	L
Jan. 1	@ OTT	3-2	OTW
Jan. 2	@ MIN	1-5	L
Jan. 5	vs. PHX	4-5	OTL
Jan. 6	@ WSH	2-3	OTL
Jan. 9	@ MTL	2-4	L
Jan. 12	@ NJ	1-2	L
Jan. 13	@ CAR	4-3	SOW
Jan. 16	vs. LA	6-2	W
Jan. 18	vs. MTL	1-4	L
Jan. 20	@ NYR	3-1	W
Jan. 26	vs. NYI	5-4	OTW
Jan. 28	vs. PHI	1-2	L
Jan. 30	vs. NJ	5-4	SOW
Feb. 1	vs. NYI	2-5	L
Feb. 3	vs. PHI	2-5	L
Feb. 6	vs. BUF	3-4	SOL
Feb. 8	@ COL	6-3	W
Feb. 10	@ VAN	2-3	L
Feb. 11	@ EDM	1-5	L
Feb. 13	@ CGY	1-4	L
Feb. 17	@ OTT	3-5	L
Feb. 20	@ CAR	3-1	W
Feb. 22	vs. TB	4-6	OTL
Feb. 24	vs. CAR	1-4	L
Feb. 26	@ BOS	3-2	W
Mar. 2	vs. OTT	4-2	W
Mar. 4	vs. CAR	3-1	W
Mar. 6	vs. FLA	4-2	W
Mar. 8	vs. MTL	5-2	W
Mar. 10	@ FLA	2-3	L
Mar. 12	vs. WSH	4-2	W
Mar. 15	@ PHI	2-3	L
Mar. 16	vs. NYR	2-1	W
Mar. 18	vs. BUF	4-3	OTW
Mar. 22	vs. SJ	1-5	L
Mar. 24	@ PIT	1-2	L
Mar. 28	@ FLA	2-3	SOL
Mar. 29	vs. TOR	3-2	OTW
Mar. 31	@ BOS	3-2	W
Apr. 4	vs. WSH	2-3	L
Apr. 6	@ CAR	4-1	W
Apr. 7	vs. TB	3-2	SOW

### FINAL INDIVIDUAL STATISTICS

Player	GP	ATOI	G	A	PTS	+/	PIM	PP	SH	GW
Marian Hossa	82	21:40	43	57	100	18	49	17	3	5
Vyacheslav Kozlov	81	20:29	28	52	80	9	36	8	0	8
Ilya Kovalchuk	82	21:31	42	34	76	-2	66	18	0	7
Keith Tkachuk	ATL	18	17:41	7	8	15	8	34	2	0
	STL	61	17:25	20	23	43	3	92	8	0
	TOTAL	79	17:29	27	31	58	11	126	10	0
Alexei Zhitnik	ATL	18	25:49	2	12	14	4	14	2	0
	NYI	30	21:37	2	9	11	13	40	0	0
	PHI	31	25:30	3	10	13	-16	38	1	0
	TOTAL	79	24:06	7	31	38	1	92	3	0
Scott Mellanby	69	13:43	12	24	36	-9	63	5	0	2
Eric Belanger	ATL	24	19:28	9	6	15	0	12	1	0
	CAR	56	14:51	8	12	20	-2	14	3	0
	TOTAL	80	16:14	17	18	35	-2	26	4	0
Jon Sim	77	11:44	17	12	29	-1	60	2	0	1
Bobby Holik	82	15:56	11	18	29	-3	86	2	1	1
Greg de Vries	82	22:14	3	21	24	-3	66	0	0	0
Steve Rucchin	47	18:20	5	16	21	-4	14	1	0	1
Niclas Havelid	77	25:16	3	18	21	-2	52	1	0	1
Pascal Dupuis	ATL	17	16:43	3	2	5	-6	4	0	0
	MIN	48	15:07	10	3	13	-7	38	2	2
	NYR	6	15:29	1	0	1	-4	0	0	0
	TOTAL	71	15:32	14	5	19	-17	42	2	2
Jim Slater	74	10:13	5	14	19	8	62	0	0	2
Steve McCarthy	46	15:17	4	12	16	4	24	3	0	0
Andy Sutton	55	19:27	2	14	16	6	76	0	1	0
Brad Larsen	72	12:22	7	6	13	-11	39	0	2	0
J.P. Vigier	72	10:59	5	8	13	0	27	0	0	0
Shane Hnidy	72	15:38	5	7	12	15	63	0	1	1
Garnet Exelby	58	17:59	2	8	10	2	56	0	1	0
Eric Boulton	45	6:16	3	4	7	2	49	0	0	0
Jason Krog	ATL	14	13:57	1	3	4	3	6	0	0
	NYR	9	9:57	2	0	2	2	4	0	0
	TOTAL	23	11:48	3	3	6	5	10	0	0
Johan Hedberg	21	50:20	0	1	1	0	6	0	0	0
Kari Lehtonen	68	57:51	0	1	1	0	6	0	0	0
Mark Popovic*	3	10:14	0	1	1	1	0	0	0	0
Derek MacKenzie	4	4:59	0	0	0	1	0	0	0	0
Darren Haydar	4	8:01	0	0	0	0	0	0	0	0

Goaltender	GPI	MINS	AVG	W	L	T	EN	SO	SV%
Kari Lehtonen	68	3934	2.79	34	24	9	5	4	.912
Johan Hedberg	21	1057	2.89	9	4	2	2	0	.898
TOTALS	82	5015	2.88	43	28	11	7	4	.907

#### TRADED / WAIVED PLAYERS

Player	GP	G	A	PTS	+/	PIM	PP	SH	GW
Braydon Coburn*	29	0	4	4	1	30	0	0	0
Denis Hamel	3	1	0	1	0	0	0	0	0
Niko Kapanen	60	4	9	13	-12	20	1	0	0
Glen Metropolit	57	12	16	28	9	20	4	0	2
Vitaly Vishnevski	52	3	9	12	-5	31	0	0	0

\*Indicates rookie status



# JETS TEAM HISTORY

## 2007-08 SEASON SUMMARY

### RESULTS: 34-40-8

Date	Opponent	Score	Result
Oct. 5	vs. WSH	1-3	L
Oct. 6	@ TB	2-5	L
Oct. 10	vs. OTT	1-3	L
Oct. 11	@ BUF	0-6	L
Oct. 13	vs. NJ	5-6	L
Oct. 16	@ PHI	0-4	L
Oct. 18	vs. NYR	5-3	W
Oct. 20	@ TB	2-6	L
Oct. 23	@ TOR	5-4	SOW
Oct. 25	@ NSH	0-3	L
Oct. 27	@ CHI	3-2	W
Oct. 30	@ MTL	3-2	SOW
Nov. 1	@ OTT	4-6	L
Nov. 3	@ TB	6-4	W
Nov. 6	vs. WSH	2-1	OTW
Nov. 9	@ FLA	4-1	W
Nov. 10	vs. CAR	3-5	L
Nov. 13	vs. FLA	3-2	OTW
Nov. 16	@ CAR	3-0	W
Nov. 19	vs. TB	4-3	OTW
Nov. 21	@ WSH	5-1	W
Nov. 23	vs. NJ	0-3	L
Nov. 24	@ PIT	0-5	L
Nov. 29	vs. TOR	2-4	L
Dec. 1	@ NYI	4-0	W
Dec. 2	@ NJ	2-3	SQL
Dec. 5	vs. NYI	4-3	SOW
Dec. 7	vs. NYR	4-2	W
Dec. 8	@ WSH	3-6	L
Dec. 12	vs. BOS	3-5	L
Dec. 14	vs. TOR	0-4	L
Dec. 15	@ OTT	3-7	L
Dec. 18	vs. TB	6-2	W
Dec. 20	vs. OTT	3-2	W
Dec. 22	vs. MTL	3-2	SOW
Dec. 23	@ STL	3-2	OTW
Dec. 26	@ CBJ	0-2	L
Dec. 27	vs. FLA	3-5	L
Dec. 29	vs. BOS	5-0	W
Dec. 31	@ BOS	2-5	L
Jan. 2	@ CAR	5-4	OTW
Jan. 4	vs. CAR	3-4	L
Jan. 6	vs. BUF	5-2	W
Jan. 8	vs. PHI	1-4	L
Jan. 10	vs. FLA	2-3	SQL
Jan. 12	vs. PIT	3-2	SOW
Jan. 15	@ DET	5-1	W
Jan. 17	vs. MTL	2-3	SQL
Jan. 18	@ BUF	1-10	L
Jan. 20	vs. EDM	2-4	L
Jan. 22	@ NYR	0-4	L
Jan. 24	@ NYR	1-2	SQL
Jan. 30	vs. PIT	4-1	W
Feb. 1	vs. BUF	5-4	SOW
Feb. 2	@ WSH	2-0	W
Feb. 5	vs. PHI	2-3	L
Feb. 7	vs. VAN	1-2	L
Feb. 9	vs. TB	2-1	OTW
Feb. 13	vs. WSH	3-2	SOW
Feb. 15	@ NJ	4-3	SOW
Feb. 16	@ NYI	1-4	L
Feb. 21	@ CAR	3-5	L
Feb. 23	@ TOR	1-3	L
Feb. 26	@ MTL	1-5	L
Feb. 28	vs. NYI	5-4	OTL
Mar. 1	@ BOS	2-3	SQL
Mar. 2	@ PIT	2-3	SQL
Mar. 5	vs. CAR	3-6	L
Mar. 7	vs. MDN	3-2	SOW
Mar. 8	@ FLA	2-3	OTL
Mar. 11	vs. COL	2-5	L
Mar. 13	vs. CGY	6-4	W
Mar. 14	@ WSH	1-4	L
Mar. 16	@ FLA	1-3	L
Mar. 18	@ PHI	2-3	L
Mar. 19	vs. CAR	3-5	L
Mar. 21	vs. WSH	3-5	L
Mar. 27	@ FLA	3-2	W
Mar. 28	@ CAR	1-7	L
Mar. 31	@ TB	2-0	W
Apr. 1	vs. FLA	2-3	L
Apr. 5	vs. TB	4-1	L

### FINAL INDIVIDUAL STATISTICS

Player	GP	ATOI	G	A	PTS	+/-	PIM	PP	SH	GW
Ilya Kovalchuk	79	21:30	52	35	87	-12	52	16	2	4
Mark Recchi	ATL 53	18:23	12	28	40	-16	20	5	0	0
	PIT 19	16:24	2	6	8	-2	12	2	0	0
	TOTAL 72	17:52	14	34	48	-18	32	7	0	0
Eric Perrin	81	17:49	12	33	45	-5	26	2	2	0
Vyacheslav Kozlov	82	15:56	17	24	41	-10	26	5	0	4
Tobias Enstrom*	82	24:28	5	33	38	-5	42	4	0	0
Todd White	74	18:25	14	23	37	-12	36	6	1	4
Colby Armstrong	ATL 18	18:01	4	7	11	-2	6	1	0	1
	PIT 54	15:24	9	15	24	6	50	0	0	2
	TOTAL 72	16:03	13	22	35	4	56	1	0	3
Bobby Holik	82	15:58	15	19	34	-14	90	3	0	3
Erik Christensen	ATL 10	18:57	2	2	4	-7	2	0	0	0
	PIT 49	12:36	9	11	20	-3	28	2	0	0
	TOTAL 59	13:20	11	13	24	-10	30	2	0	0
Chris Thorburn	73	8:56	5	13	18	-4	92	0	0	1
Bryan Little*	48	15:36	6	10	16	-2	18	2	0	1
Niclas Havelid	81	20:30	1	13	14	2	42	0	0	0
Jim Slater	69	10:23	8	5	13	-10	41	0	2	0
Ken Klee	72	20:02	1	9	10	-5	60	0	0	0
Eric Boulton	74	7:26	4	5	9	-10	127	0	0	0
Alexei Zhitnik	65	19:01	3	5	8	-8	58	0	0	1
Darren Haydar	16	11:45	1	7	8	4	2	0	0	0
Garnet Exelby	79	18:53	2	5	7	-21	85	0	0	0
Steve McCarthy	55	15:47	1	6	7	-23	48	0	0	0
Colin Stuart*	18	12:19	3	2	5	2	6	0	1	1
Joel Kwiatkowski	18	16:44	0	5	5	-5	20	0	0	0
Brad Larsen	62	9:01	1	3	4	-17	12	0	0	0
Brett Sterling*	13	12:23	1	2	3	-2	14	0	0	0
Jordan LaVallee*	2	11:27	1	1	2	2	0	0	0	0
Mark Popovic*	33	14:28	0	2	2	-4	10	0	0	0
Kari Lehtonen	48	56:23	0	2	2	0	4	0	0	0
Kevin Doell	8	9:39	0	1	1	-2	4	0	0	0
Johan Hedberg	36	53:32	0	1	1	0	16	0	0	0
Boris Valabik*	7	16:41	0	0	0	-2	42	0	0	0
Ondrej Pavelec*	7	49:36	0	0	0	0	2	0	0	0

Goaltender	GPI	MINS	AVG	W	L	T	EN	SO	SV%
Kari Lehtonen	48	2707	2.90	17	22	5	2	4	.916
Ondrej Pavelec*	7	347	3.11	3	3	0	1	0	.905
Johan Hedberg	36	1927	3.46	14	15	3	3	1	.892
TOTALS	82	5012	3.18	34	40	8	6	5	.904

#### TRADED / WAIVED PLAYERS

Player	GP	G	A	PTS	+/-	PIM	PP	SH	GW
Marian Hossa	60	26	30	56	-14	30	8	2	4
Pascal Dupuis	62	10	5	15	-4	24	0	3	1

\*Indicates rookie status

# JETS TEAM HISTORY

## 2008-09 SEASON SUMMARY

### RESULTS: 35-41-6

Date	Opponent	Score	Result
Oct. 10	vs. WSH	7-4	W
Oct. 11	@ FLA	2-3	OTL
Oct. 14	vs. MIN	2-4	L
Oct. 16	vs. NJ	0-1	L
Oct. 18	vs. BUF	3-2	SOW
Oct. 21	@ TB	2-3	OTL
Oct. 24	@ DET	3-5	L
Oct. 25	@ BOS	4-5	L
Oct. 28	vs. PHI	0-7	L
Oct. 30	@ NYR	2-3	L
Nov. 1	@ NJ	1-6	L
Nov. 2	vs. FLA	5-3	W
Nov. 6	vs. NYI	4-3	W
Nov. 7	@ BUF	5-4	OTW
Nov. 9	@ CAR	5-2	W
Nov. 14	vs. CAR	3-2	W
Nov. 16	@ PHI	3-4	L
Nov. 20	vs. PIT	2-3	L
Nov. 22	vs. CBJ	0-2	L
Nov. 25	@ TOR	6-3	W
Nov. 26	@ WSH	3-5	L
Nov. 28	vs. NSH	3-4	OTL
Nov. 30	vs. STL	2-4	L
Dec. 2	@ MTL	4-5	L
Dec. 3	@ OTT	1-5	L
Dec. 6	@ NYI	5-1	W
Dec. 10	vs. NYR	2-3	OTL
Dec. 12	vs. BOS	3-7	L
Dec. 13	@ BOS	2-4	L
Dec. 16	@ OTT	4-1	W
Dec. 18	vs. PIT	3-6	L
Dec. 20	vs. TB	4-3	W
Dec. 22	vs. TOR	2-6	L
Dec. 23	@ NYI	4-2	W
Dec. 26	vs. CAR	4-5	L
Dec. 28	vs. BOS	1-2	L
Dec. 30	@ TOR	3-4	OTL
Dec. 31	@ CAR	1-3	L
Jan. 2	vs. VAN	4-3	SOW
Jan. 4	vs. TB	1-4	L
Jan. 6	@ PIT	1-3	L
Jan. 8	@ NJ	4-0	W
Jan. 10	@ FLA	4-8	L
Jan. 14	vs. OTT	2-3	L
Jan. 16	vs. TOR	4-3	OTW
Jan. 17	@ NSH	7-2	W
Jan. 20	vs. MTL	4-2	W
Jan. 21	@ PHI	3-5	L
Jan. 27	@ DAL	0-2	L
Jan. 29	vs. NYI	4-5	L
Jan. 31	@ CAR	0-2	L
Feb. 3	@ NYR	2-1	SOW
Feb. 6	vs. NJ	1-5	L
Feb. 8	vs. PHI	2-3	L
Feb. 10	@ TB	3-1	W
Feb. 11	vs. CHI	1-3	L
Feb. 15	@ ANA	8-4	W
Feb. 16	@ LA	7-6	SOW
Feb. 19	@ PHX	3-4	SOL
Feb. 21	@ SJ	1-3	L
Feb. 24	vs. COL	4-3	W
Feb. 26	@ WSH	3-4	L
Feb. 28	vs. CAR	5-3	W
Mar. 3	vs. FLA	3-4	L
Mar. 6	vs. MTL	2-0	W
Mar. 8	vs. CGY	5-2	W
Mar. 10	@ COL	3-0	W
Mar. 12	@ EDM	4-3	OTW
Mar. 14	@ BUF	4-3	SOW
Mar. 16	vs. WSH	5-1	W
Mar. 17	@ PIT	2-6	L
Mar. 20	vs. DET	3-6	L
Mar. 21	@ TB	4-3	SOW
Mar. 24	@ MTL	3-6	L
Mar. 26	vs. NYR	5-4	SOW
Mar. 28	vs. OTT	6-3	W
Apr. 1	vs. BUF	3-2	OTW
Apr. 3	@ FLA	3-1	W
Apr. 5	@ WSH	4-6	L
Apr. 7	vs. WSH	2-4	L
Apr. 9	vs. FLA	2-3	L
Apr. 11	vs. TB	6-2	W

### FINAL INDIVIDUAL STATISTICS

Player	GP	ATOI	G	A	PTS	+/-	PIM	PP	SH	GW
Ilya Kovalchuk	79	21:48	43	48	91	-12	50	12	0	6
Vyacheslav Kozlov	82	17:14	26	50	76	-14	44	12	0	3
Todd White	82	18:03	22	51	73	-9	24	12	1	0
Bryan Little	79	16:55	31	20	51	-5	24	12	0	4
Rich Peverley	ATL 39	18:49	13	22	35	16	18	2	1	5
	NSH 27	12:07	2	7	9	-3	15	0	0	0
TOTAL	66	16:05	15	29	44	13	33	2	1	5
Colby Armstrong	82	15:09	22	18	40	5	75	3	0	2
Ron Hainsey	81	22:22	6	33	39	-16	32	4	0	0
Tobias Enstrom	82	23:31	5	27	32	14	52	2	1	1
Marty Reasoner	79	15:18	14	16	30	11	36	0	1	2
Eric Perrin	78	14:10	7	16	23	-2	36	1	1	0
Zach Bogosian*	47	18:06	9	10	19	11	47	2	1	1
Jim Slater	60	11:14	8	10	18	0	52	0	2	0
Chris Thorburn	82	9:35	7	8	15	-10	104	0	0	1
Eric Boulton	76	7:32	3	10	13	-3	176	0	0	0
Nathan Dystrick*	53	15:44	4	8	12	-2	50	0	0	0
Joey Crabb*	29	12:12	4	5	9	-2	28	0	1	1
Colin Stuart	33	12:28	5	3	8	3	18	0	3	0
Garnet Exelby	59	16:43	0	7	7	-2	120	0	0	0
Anssi Salmela*	ATL 9	17:31	1	2	3	0	2	1	0	0
	NJD 17	15:10	0	3	3	1	6	0	0	0
TOTAL	26	15:58	1	5	6	1	8	1	0	0
Boris Valabik*	50	15:14	0	5	5	-14	132	0	0	0
Joe Motzko	6	11:39	1	0	1	1	0	0	0	0
Brett Sterling*	6	13:53	1	0	1	-3	2	0	0	0
Clay Wilson*	ATL 2	15:54	0	0	0	-1	0	0	0	0
	CBJ 5	9:25	0	1	1	-2	0	0	0	0
TOTAL	7	11:16	0	1	1	-3	0	0	0	0
Kari Lehtonen	46	57:02	0	1	1	0	6	0	0	0
Grant Lewis*	1	15:29	0	0	0	0	0	0	0	0
Scott Lehman*	1	3:03	0	0	0	0	0	0	0	0
Jordan LaVallee*	2	6:39	0	0	0	-1	0	0	0	0
Spencer Machacek*	2	8:11	0	0	0	0	0	0	0	0
Ondrej Pavelec*	12	49:57	0	0	0	0	0	0	0	0
Johan Hedberg	33	52:01	0	0	0	0	2	0	0	0
Goaltender	GPI	MINS	AVG	W	L	T	EN	SO	SV%	
Kari Lehtonen	46	2624	3.06	19	22	3	4	3	.911	
Johan Hedberg	33	1717	3.49	13	12	3	3	0	.886	
Ondrej Pavelec*	12	599	3.61	3	7	0	2	0	.880	
TOTALS	82	4981	3.36	35	41	6	9	3	.896	

#### TRADED / WAIVED PLAYERS

Player	GP	G	A	PTS	+/-	PIM	PP	SH	GW
Erik Christensen	47	5	14	19	-7	14	1	0	0
Jason Williams	41	7	11	18	-9	8	4	0	2
Niclas Havelid	63	2	13	15	4	42	0	1	0
Mathieu Schneider	44	4	11	15	-10	50	1	0	0

\*Indicates rookie status

# JETS TEAM HISTORY

## 2009-10 SEASON SUMMARY

### RESULTS: 35-34-13

Date	Opponent	Score	Result
Oct.3	vs. TB	6:3	W
Oct.8	@ STL	4:2	W
Oct.10	@ OTT	2:4	L
Oct.16	@ NU	4:2	W
Oct.17	@ BUF	4:2	W
Oct.20	@ MTL	1:2	SOL
Oct.22	vs. WSH	4:5	L
Oct.24	vs. SJ	3:4	L
Oct.29	vs. WSH	3:4	L
Oct.31	@ OTT	3:1	W
Nov.3	@ MTL	5:4	W
Nov.5	vs. CBJ	3:4	L
Nov.7	@ NYI	3:6	L
Nov.8	vs. STL	3:2	SOW
Nov.12	@ NVR	5:3	W
Nov.13	vs. LA	7:0	W
Nov.15	vs. EDM	3:2	W
Nov.19	vs. BOS	3:4	SOL
Nov.21	vs. PIT	2:3	L
Nov.22	vs. TB	3:4	OTL
Nov.25	@ DET	2:0	W
Nov.27	@ CAR	6:4	W
Nov.28	vs. PHI	1:0	W
Nov.30	vs. FLA	4:3	W
Dec.3	vs. NYI	1:4	L
Dec.5	@ NYI	2:1	SOW
Dec.7	@ TOR	2:5	L
Dec.9	@ CGY	1:3	L
Dec.10	@ VAN	2:4	L
Dec.12	vs. MTL	4:3	OTW
Dec.14	@ NVR	3:2	SOW
Dec.16	@ FLA	3:4	L
Dec.17	vs. DAL	6:5	OTW
Dec.19	vs. NJ	4:5	L
Dec.21	vs. MTL	3:4	OTL
Dec.23	@ BOS	4:6	L
Dec.26	@ TB	3:4	L
Dec.28	@ NU	2:3	L
Dec.30	@ BOS	0:4	L
Jan.1	@ BUF	3:4	OTL
Jan.2	@ NYI	5:6	SOL
Jan.5	@ PIT	2:5	L
Jan.7	vs. NVR	2:1	SOW
Jan.9	vs. WSH	1:8	L
Jan.12	vs. OTT	6:1	W
Jan.14	vs. BUF	1:2	OTL
Jan.16	@ CAR	5:3	W
Jan.18	@ FLA	0:1	L
Jan.19	vs. TOR	4:3	W
Jan.21	vs. CAR	2:5	L
Jan.23	@ TB	1:2	SOL
Jan.26	vs. ANA	2:1	W
Jan.28	@ PHI	4:3	W
Jan.30	@ NSH	3:4	L
Feb.2	vs. TB	1:2	L
Feb.5	@ WSH	2:5	L
Feb.6	vs. FLA	4:2	W
Feb.10	@ COL	3:4	OTL
Feb.12	@ MIN	3:2	W
Feb.13	@ CHI	4:5	SOL
Mar.2	vs. FLA	4:2	W
Mar.4	vs. NYI	6:3	W
Mar.6	@ TB	2:6	L
Mar.7	vs. CAR	0:4	L
Mar.9	vs. NSH	1:2	L
Mar.11	@ CBJ	1:2	L
Mar.12	vs. NVR	2:5	L
Mar.14	vs. PHX	2:3	SOL
Mar.16	vs. BUF	4:3	W
Mar.18	vs. OTT	6:3	W
Mar.20	vs. PHI	5:2	W
Mar.21	@ PHI	3:1	W
Mar.23	vs. BOS	0:4	L
Mar.25	vs. TOR	1:2	OTL
Mar.27	@ CAR	4:0	W
Mar.29	vs. CAR	1:4	L
Mar.30	@ TOR	3:2	W
Apr.1	@ WSH	1:2	L
Apr.3	@ PIT	3:4	OTL
Apr.6	vs. NJ	0:3	L
Apr.9	@ WSH	2:5	L
Apr.10	vs. PIT	1:0	W

### FINAL INDIVIDUAL STATISTICS

Player	GP	ATOI	G	A	PTS	+/-	PIM	PP	SH	GW	
Nik Antropov	76	18:13	24	43	67	13	44	8	0	4	
Maxim Afinogenov	82	17:23	24	37	61	-17	46	6	0	3	
Rich Peverley	82	18:39	22	33	55	-14	36	7	2	7	
Tobias Enstrom	82	22:16	6	44	50	-5	30	2	0	0	
Pavel Kubina	76	22:37	6	32	38	0	66	2	0	1	
Bryan Little	79	15:45	13	21	34	-6	20	3	0	1	
Colby Armstrong	79	14:47	15	14	29	6	61	0	1	1	
Evander Kane*	66	13:59	14	12	26	2	62	0	1	3	
Vyacheslav Kozlov	55	15:15	8	18	26	-15	33	3	0	1	
Todd White	65	15:14	7	19	26	-11	24	2	0	3	
Ron Hainsey	80	22:08	5	21	26	-6	39	0	0	0	
Zach Bogosian	81	21:24	10	13	23	-18	61	3	1	0	
Jim Slater	61	12:12	11	7	18	1	60	1	0	2	
Niclas Bergfors*	27	16:29	8	9	17	-3	0	1	0	2	
Marty Reasoner	NJ	54	14:52	13	14	27	-7	10	8	0	4
	TOTAL	81	15:25	21	23	44	-10	10	9	0	6
Chris Thorburn	80	12:30	4	13	17	-3	24	0	0	0	
Clarke MacArthur	76	9:58	4	9	13	6	89	0	3	0	
Johnny Oduya	21	15:36	3	6	9	-2	2	1	1	0	
	BUF	60	14:22	13	13	26	-14	47	3	0	3
Eric Boulton	TOTAL	81	14:41	16	19	35	-16	49	4	1	3
	27	21:22	1	8	9	6	12	0	0	0	
Evgeny Artyukhin	NJ	40	21:11	2	2	4	2	18	0	0	0
	TOTAL	67	21:15	3	10	13	8	30	0	0	0
Christoph Schubert	62	6:50	2	6	8	-1	113	1	0	0	
Mark Popovic	17	8:38	5	2	7	-4	31	0	0	0	
Tim Stapleton	37	9:04	4	5	9	0	41	0	0	0	
Boris Valabik	54	8:56	9	7	16	-4	72	0	0	0	
Arturs Kulda*	47	15:46	2	5	7	-6	69	0	0	0	
Chris Chelios	37	14:47	2	2	4	0	10	0	0	0	
	6	11:52	2	0	2	1	2	1	0	0	
	23	13:13	0	2	2	2	36	0	0	0	
	4	11:59	0	2	2	2	2	0	0	0	
	7	11:10	0	0	0	-2	0	0	0	0	

Goaltender	GPI	MINS	AVG	W	L	T	EN	SO	SV%
Johan Hedberg	42	2632	2.62	21	16	6	4	3	.915
Ondrej Pavelec	40	2317	3.29	14	18	7	4	2	.906
<b>TOTALS</b>	<b>82</b>	<b>4949</b>	<b>2.93</b>	<b>35</b>	<b>34</b>	<b>13</b>	<b>8</b>	<b>5</b>	<b>.911</b>

#### TRADED / WAIVED PLAYERS

Player	GP	G	A	PTS	+/	PIM	PP	SH	GW
Ilya Kovalchuk	49	31	27	58	+1	45	10	0	3
Anssi Salmela	29	1	4	5	+4	22	0	0	0

\*Indicates rookie status

# JETS TEAM HISTORY

## 2010-11 SEASON SUMMARY

### RESULTS: 35-34-13

Date	Opponent	Score	Result
Oct. 8	vs. WSH	4-2	W
Oct. 9	@ TB	3-5	L
Oct. 12	@ LA	1-3	L
Oct. 15	@ ANA	5-4	SOW
Oct. 16	@ SJ	4-2	W
Oct. 20	vs. BUF	1-4	L
Oct. 22	vs. TB	2-5	L
Oct. 23	@ WSH	3-4	OTL
Oct. 27	@ NYR	6-4	W
Oct. 29	vs. BUF	4-3	OTW
Oct. 30	@ STL	3-4	SOL
Nov. 3	@ FLA	4-3	W
Nov. 4	vs. CBJ	0-3	L
Nov. 6	vs. CHI	4-5	SOL
Nov. 9	@ OTT	2-5	L
Nov. 11	vs. MIN	5-1	W
Nov. 13	vs. PIT	2-4	L
Nov. 14	@ WSH	4-6	L
Nov. 17	vs. FLA	1-2	L
Nov. 19	vs. WSH	5-0	W
Nov. 21	vs. NYI	2-1	OTW
Nov. 24	vs. DET	5-1	W
Nov. 26	vs. MTL	3-0	W
Nov. 28	vs. BOS	4-1	W
Nov. 30	@ COL	3-2	OTW
Dec. 2	@ PIT	2-3	L
Dec. 4	@ WSH	3-1	W
Dec. 6	vs. NSH	3-2	OTW
Dec. 10	vs. COL	2-4	L
Dec. 11	@ NYI	5-4	W
Dec. 13	@ OTT	4-3	OTW
Dec. 15	@ TB	1-2	SOL
Dec. 16	vs. CAR	2-3	SOL
Dec. 18	vs. NJ	7-1	W
Dec. 20	@ TOR	6-3	W
Dec. 21	vs. STL	2-4	L
Dec. 23	@ BOS	1-4	L
Dec. 26	vs. TB	2-3	OTL
Dec. 28	@ PIT	3-6	L
Dec. 30	vs. BOS	3-2	SOW
Dec. 31	@ NJ	1-3	L
Jan. 2	@ MTL	4-3	OTW
Jan. 5	@ FLA	3-2	W
Jan. 7	vs. TOR	3-9	L
Jan. 9	@ CAR	3-4	OTL
Jan. 14	vs. PHI	2-5	L
Jan. 15	@ DAL	1-6	L
Jan. 17	@ FLA	3-2	SOW
Jan. 20	vs. TB	2-3	SOL
Jan. 22	vs. NYR	2-3	SOL
Jan. 23	@ TB	1-7	L
Jan. 26	vs. WSH	1-0	W
Feb. 1	vs. NYI	1-4	L
Feb. 3	vs. CBJ	2-4	L
Feb. 5	@ CAR	3-4	OTL
Feb. 7	@ TOR	4-5	L
Feb. 11	vs. NYR	3-2	W
Feb. 13	vs. CAR	3-2	W
Feb. 17	@ PHO	3-4	L
Feb. 19	@ EDM	3-5	L
Feb. 23	@ BUF	1-4	L
Feb. 25	vs. FLA	1-2	SOL
Feb. 27	vs. TOR	3-2	OTW
Mar. 1	vs. MTL	1-3	L
Mar. 3	vs. OTT	1-3	L
Mar. 5	vs. FLA	4-3	OTW
Mar. 9	@ CAR	3-2	OTW
Mar. 11	vs. NJ	2-3	OTL
Mar. 12	@ PHI	5-4	OTW
Mar. 15	@ NJ	2-4	L
Mar. 17	vs. PHI	4-3	SOW
Mar. 19	@ BUF	2-8	L
Mar. 24	@ NYI	2-1	W
Mar. 25	vs. VAN	1-3	L
Mar. 27	vs. OTT	5-4	SOW
Mar. 29	@ MTL	1-3	L
Mar. 31	@ PHI	1-0	W
Apr. 2	@ BOS	2-3	L
Apr. 5	@ NSH	3-6	L
Apr. 7	@ NYR	3-0	W
Apr. 8	vs. CAR	1-6	L
Apr. 10	vs. PIT	2-5	L

### FINAL INDIVIDUAL STATISTICS

Player	GP	ATOI	G	A	PTS	+/-	PIM	PP	SH	GW
Andrew Ladd	81	20:04	29	30	59	-10	39	9	2	2
Dustin Byfuglien	81	23:18	20	33	53	-2	93	8	0	6
Tobias Enstrom	72	23:41	10	41	51	-10	54	6	0	0
Bryan Little	76	18:27	18	30	48	11	33	2	2	1
Evander Kane	73	17:51	19	24	43	-12	68	4	0	2
Nik Antropov	76	15:39	16	25	41	-17	44	5	0	2
Anthony Stewart	80	14:58	14	25	39	-10	55	5	0	2
Alex Burmistrov *	74	13:13	6	14	20	-12	27	0	0	2
Chris Thorburn	82	13:47	9	10	19	-4	77	2	0	0
Ron Hainsey	82	18:05	3	16	19	3	24	0	0	2
Blake Wheeler	23	18:52	7	10	17	2	14	0	0	0
BOS	58	15:12	11	16	27	8	32	0	0	2
TOTAL	81	16:14	18	26	44	10	46	0	0	2
Zach Bogosian	71	22:24	5	12	17	-27	29	0	0	1
Johnny Oduya	82	20:43	2	15	17	-15	22	0	0	0
Jim Slater	36	10:34	5	7	12	4	19	0	0	1
Eric Boulton	69	8:57	6	4	10	1	87	0	0	1
Tim Stapleton	45	11:06	5	2	7	-10	12	1	0	1
Rob Schremp	18	11:31	3	1	4	-1	4	2	0	2
NYI	45	15:02	10	12	22	-19	12	2	0	1
TOTAL	63	14:02	13	13	26	-20	16	4	0	3
Patrice Cormier *	21	9:38	1	1	2	-5	4	0	0	0
Freddy Meyer	15	15:15	1	1	2	-7	8	0	0	0
Ben Maxwell	12	11:59	1	1	2	-7	9	0	0	0
Mark Stuart	23	14:50	1	0	1	-8	24	0	0	0
BOS	31	16:15	1	4	5	8	23	0	0	1
TOTAL	54	15:39	2	4	6	0	47	0	0	1
Andrey Zubarev *	4	20:04	0	1	1	-4	4	0	0	0
Radek Dvorak	13	14:07	0	1	1	0	4	0	0	0
FLA	53	16:33	7	14	21	2	20	0	1	3
TOTAL	66	16:04	7	15	22	2	24	0	1	3
Paul Postma *	1	9:55	0	0	0	0	0	0	0	0
Carl Klingberg *	1	10:22	0	0	0	0	0	0	0	0
Arturs Kulda *	2	11:06	0	0	0	-2	2	0	0	0
Noah Welch	2	17:33	0	0	0	-1	0	0	0	0
Spencer Machacek *	10	7:40	0	0	0	-2	0	0	0	0
Goaltender	GPI	MINS	AVG	W	L	T	EN	SO	SV%	
Ondrej Pavelec	58	3225	2.73	21	23	9	8	4	.914	
Chris Mason	33	1682	3.39	13	13	3	7	1	.892	
Peter Mannino *	2	73	4.11	0	0	0	0	0	.861	
TOTALS	82	5,013	3.14	34	36	12	15	5	.901	
TRADED / WAIVED PLAYERS										
Player	GP	G	A	PTS	+/-	PIM	PP	SH	GW	
Rich Peverley	59	14	20	34	-16	35	6	1	2	
Niclas Bergfors	52	11	18	29	-11	6	3	0	1	
Fredrik Modin	36	7	3	10	-11	12	0	1	0	
Ben Eager	34	3	7	10	+4	77	0	0	1	
Brent Sopel	59	2	5	7	+7	16	0	0	0	
Nigel Dawes	9	0	1	1	-6	0	0	0	0	
Patrick Rissmiller	1	0	0	0	-1	0	0	0	0	

\*Indicates rookie status

### RESULTS: 37-35-10

Date	Opponent	Score	Result
Oct.9	vs. MTL	1-5	L
Oct.13	@ CHI	3-4	L
Oct.15	@ PHX	1-4	L
Oct.17	vs. PIT	2-1	W
Oct.19	@ TOR	3-4	SOL
Oct.20	@ OTT	1-4	L
Oct.22	vs. CAR	5-3	W
Oct.24	vs. NYR	1-2	L
Oct.27	@ PHI	9-8	W
Oct.29	@ TBL	0-1	L
Oct.31	@ FLA	4-3	SOW
Nov.3	@ NYI	3-0	W
Nov.5	@ NJD	2-3	OTL
Nov.6	@ NYR	0-3	L
Nov.8	@ BUF	5-6	OTL
Nov.10	vs. FLA	2-5	L
Nov.12	@ CBJ	1-2	L
Nov.14	vs. TBL	5-2	W
Nov.17	vs. WSH	4-1	W
Nov.19	vs. PHI	6-4	W
Nov.23	@ WSH	3-4	OTL
Nov.25	@ CAR	3-1	W
Nov.26	@ BOS	2-4	L
Nov.29	vs. OTT	4-6	L
Dec.1	vs. PHX	1-0	W
Dec.3	vs. NJD	4-2	W
Dec.6	vs. BOS	2-1	W
Dec.9	vs. CAR	4-2	W
Dec.10	@ DET	1-7	L
Dec.13	vs. MIN	2-1	W
Dec.15	vs. WSH	0-1	L
Dec.17	vs. ANA	5-3	W
Dec.20	vs. NYI	2-3	SOL
Dec.22	vs. MTL	4-0	W
Dec.23	vs. PIT	1-4	L
Dec.27	@ COL	4-1	W
Dec.29	vs. LAK	1-0	OTW
Dec.31	vs. TOR	3-2	W
Jan.4	@ MTL	3-7	L
Jan.5	@ TOR	0-4	L
Jan.7	@ BUF	2-1	OTW
Jan.10	@ BOS	3-5	L
Jan.12	vs. SJS	0-2	L
Jan.14	vs. NJD	1-2	L
Jan.16	@ OTT	2-0	W
Jan.17	vs. NJD	1-5	L
Jan.19	vs. BUF	4-1	W
Jan.21	vs. FLA	3-4	SOL
Jan.23	@ CAR	1-2	L
Jan.24	@ NYR	0-3	L
Jan.31	@ PHI	2-1	SOW
Feb.2	@ TBL	2-1	OTW
Feb.3	@ FLA	1-2	L
Feb.5	@ MTL	0-3	L
Feb.7	vs. TOR	2-1	W
Feb.9	@ WSH	3-2	SOW
Feb.11	@ PIT	5-8	L
Feb.14	vs. NYI	1-3	L
Feb.16	@ MIN	4-3	SOW
Feb.17	vs. BOS	4-2	W
Feb.19	vs. COL	5-1	W
Feb.21	vs. PHI	4-5	OTL
Feb.23	vs. TBL	4-3	W
Feb.25	vs. STL	2-3	SOL
Feb.27	vs. EDM	3-5	L
Mar.1	vs. FLA	7-0	W
Mar.5	vs. BUF	3-1	W
Mar.8	@ VAN	2-3	L
Mar.9	@ CGY	3-5	L
Mar.14	vs. DAL	5-2	W
Mar.16	vs. WSH	3-2	W
Mar.18	vs. CAR	3-4	L
Mar.20	@ PIT	4-8	L
Mar.23	@ WSH	4-3	OTW
Mar.24	@ NSH	1-3	L
Mar.26	vs. OTT	4-6	L
Mar.28	vs. NYR	2-4	L
Mar.30	@ CAR	4-3	OTW
Mar.31	@ TBL	2-3	OTL
Apr.3	@ FLA	5-4	OTW
Apr.5	@ NYI	4-5	L
Apr.7	vs. TBL	3-4	OTL

### FINAL INDIVIDUAL STATISTICS

Player	GP	ATOI	G	A	PTS	+/-	PIM	PP	SH	GW
Blake Wheeler	80	19:04	17	47	64	3	55	6	0	3
Evander Kane	74	17:31	30	27	57	11	53	6	0	4
Dustin Byfuglien	66	24:06	12	41	53	-8	72	4	0	3
Andrew Ladd	82	19:33	28	22	50	-8	64	4	0	6
Kyle Wellwood	77	14:57	18	29	47	3	4	4	0	1
Bryan Little	74	20:13	24	22	46	-11	26	6	0	6
Nik Antropov	69	16:30	15	20	35	0	42	4	0	0
Tobias Enstrom	62	23:50	6	27	33	6	38	2	0	1
Zach Bogosian	65	23:18	5	25	30	-3	71	1	0	0
Alex Burmistrov	76	16:39	13	15	28	4	42	1	1	0
Tim Stapleton	63	10:08	11	16	27	-2	10	4	0	3
Jim Slater	78	14:45	13	8	21	-9	42	0	1	1
Grant Clitsome	12	18:54	0	3	3	-3	8	0	0	0
CBJ	51	17:01	4	10	14	-6	24	1	0	1
TOTAL	63	17:00	4	13	17	-9	32	1	0	1
Tanner Glass	78	13:25	5	11	16	-12	73	0	0	1
Mark Stuart	80	17:12	3	11	14	-4	98	0	1	1
Antti Miettinen	45	11:42	5	8	13	-5	0	1	0	0
Chris Thorburn	72	10:10	4	7	11	-6	83	0	0	0
Ron Hainsey	56	21:05	0	10	10	9	23	0	0	0
Spencer Machacek *	13	7:30	2	7	9	8	7	0	0	0
Mark Flood	33	15:20	3	4	7	-1	10	1	0	1
Ben Maxwell	9	6:03	1	4	5	3	0	0	0	0
ANA	6	7:45	0	1	1	1	2	0	0	0
TOTAL	15	6:44	1	5	6	4	2	0	0	0
Eric Fehr	35	9:41	2	1	3	-6	12	0	0	1
Randy Jones	39	14:48	1	1	2	4	8	0	0	0
Brett MacLean *	5	8:20	0	2	2	1	2	0	0	0
Mark Scheifele *	7	10:56	1	0	1	0	0	1	0	0
Jason Jaffray	13	6:30	0	1	1	-1	7	0	0	0
Arturs Kulda *	9	10:52	0	0	0	3	4	0	0	0
Kennadal McArdle	9	6:06	0	0	0	-3	4	0	0	0
Patrice Cormier *	9	6:21	0	0	0	1	0	0	0	0
Aaron Gagnon *	7	9:26	0	0	0	-1	0	0	0	0
Carl Klingberg *	6	5:29	0	0	0	-1	4	0	0	0
Brett Festerling	5	13:07	0	0	0	-1	2	0	0	0
Paul Postma *	3	8:30	0	0	0	0	0	0	0	0
Derek Meech	2	11:26	0	0	0	1	4	0	0	0

Goaltender	GPI	MINS	AVG	W	L	T	EN	SO	SV%
Ondrej Pavelec	68	3,932	2.91	29	28	9	7	4	.906
Chris Mason	20	995	2.59	8	7	1	0	2	.898
Peter Mannino *	1	20	0.00	0	0	0	1	0	1.000
TOTALS	82	4,985	2.91	37	35	10	8	6	.902

#### TRADED / WAIVED PLAYERS

Player	GP	G	A	PTS	+/-	PIM	PP	SH	GW
Johnny Oduya	63	2	11	13	-9	33	0	0	1
Brett MacLean *	5	0	2	2	1	2	0	0	0

\*Indicates rookie status

# JETS TEAM HISTORY

## SINGLE-SEASON TEAM RECORDS

### SINGLE-SEASON TEAM RECORDS

Most wins:	43 - 2006-07
Most points:	97 - 2006-07
Most home wins:	24 - 2005-06
Most road wins:	20 - 2006-07
Largest point improvement:	21 - 1999-2000 to 2000-01
Most losses:	57 - 1999-2000
Most home losses:	26 - 1999-2000
Most road losses:	31 - 1999-2000
Most ties:	12 - 2000-01
Most overtime losses:	7 - (two times, 2006-07 and 2008-09)
Most shootout losses:	7 - 2010-11
Most goals:	281 - 2005-06
Fewest goals:	170 - 1999-2000
Fewest goals allowed:	241 - 2006-07
Most goals allowed:	313 - 1999-2000
Most shutouts:	6 - 2011-12
Most shutouts by opponents:	12 - 1999-2000
Fewest shutouts by opponents:	1 - 2010-11
Most power play goals:	100 - 2005-06
Most power play opportunities:	527 - 2005-06
Fewest power play opportunities:	251 - 2011-12
Most power play goals allowed:	102 - 2005-06
Fewest power play goals allowed:	57 - 2009-10
Most power play opportunities, opponents:	492 - 2005-06
Fewest power play opportunities, opponents:	285 (64 GA) - 2010-11
Most shorthanded goals:	13 - 2005-06
Most shorthanded goals allowed:	13 - 1999-2000
Fewest shorthanded goals allowed:	4 - 2009-10
Most total player points:	745 - 2005-06
Most total player assists:	469 - 2005-06
Most shots:	2,581 - 2010-11
Most shots allowed:	2,911 - 2001-02
Fewest shots allowed:	2,411 - 2003-04
Most total penalties:	575 - 2005-06
Most minor penalties:	480 - 2000-01
Most major penalties:	74 - 2000-01
Most total penalty minutes:	1,505 - 2003-04

### SINGLE-GAME TEAM RECORDS

Quickest back-to-back goals:	:07; Hainsey and Thorburn at 7:20 and 7:27, 12/2/08 at MTL (3rd per.)
Quickest back-to-back goals, first period:	:16; Donovan and Stefan at 8:52 and 9:08, 3/10/01 at BOS
Quickest back-to-back goals, second period:	:15; Schremp and Ladd at 7:42 and 7:57, 4/7/11 at NYR
Quickest back-to-back goals, third period:	:07; Hainsey and Thorburn at 7:20 and 7:27, 12/2/08 at MTL
Quickest three goals:	:59; Hainsey (two) and Thorburn at 6:28, 7:20 and 7:27, 12/2/08 at MTL (3rd per.)
Quickest four goals:	4:54; Holik, Kozlov, Hossa and Petrovicky at 3:07, 6:05, 6:48 and 8:01, 12/13/05 vs. DET (2nd per.)
Quickest goal to start game:	:08; (2x), last - Wellwood, 10/17/11 vs. PIT
Quickest goal to start game, home:	:08; Wellwood, 10/17/11 vs. PIT
Quickest goal to start game, road:	:08; Petrovicky, 12/20/03 at PIT
Quickest two goals to start game:	2:50; Artyukhin and Slater, 3/18/10 vs. OTT
Quickest three goals to start game:	5:35; Hnidy, Kovalchuk and Sim, 1/26/07 vs. NYI
Quickest four goals to start game:	9:50; Kovalchuk, Stefan, Bondra and Havelid, 10/27/05 at PIT
Quickest goal to start second period, home:	:07; Piro, 4/6/03 vs. TB
Quickest goal to start second period, road:	:18; Kozlov, 3/31/03 at NYR
Quickest goal to start third period, home:	:23; Ladd, 2/27/11 vs. TOR
Quickest goal to start third period, road:	:15; Rheaume, 1/19/02 at FLA
Quickest goal in overtime:	:16; Ladd, 3/30/12 at CAR
Quickest goal to start game, opponent:	:14; 1/23/11 at TB (Thompson)
Quickest goal to start game, home, opponent:	:15; 11/10/06 vs. NYR (Nylander)
Quickest goal to start, game, road, opponent:	:14; 1/23/11 at TB (Thompson)
Quickest goal into overtime, opponent:	:06; 12/15/06 vs. WSH (Ovechkin)
Quickest two goals to start game, opponent:	1:38; 1/5/01 vs. PHI (Fedotenko and Williams)
Quickest three goals to start game, opponent:	2:19; 1/5/01 vs. PHI (Fedotenko, Williams and Primeau)
Quickest goal to begin second period, home, opponent:	:26; 2/11/11 vs. NYR (Staal)
Quickest goal to begin second period, road, opponent:	:19; 10/11/08 at FLA (Weiss)
Quickest goal to begin third period, home, opponent:	:10; 4/6/10 vs. NJ (Zajac)
Quickest goal to begin third period, road, opponent:	:07; 1/30/10 at NSH (Arnott)
Quickest back-to-back goals, opponent:	:06; 11/10/01 at WSH (Halpern and Simon)
Latest goal in a period:	19:59; (3x), last - White, 3/10/09 at COL (2nd per.)
Latest goal in regulation game:	19:59; Kozlov, 3/2/03 at ANA (3rd per.)
Latest goal in overtime:	4:55; Savard, 12/15/05 at NJ
Most goals, one period:	5; (5x), last - 3/1/12 vs. FLA (3rd per.)
Most goals, first period:	5; (2x), last - 11/12/05 at CAR
Most goals, second period:	4; (8x), last - 11/13/10 vs. LA
Most goals, third period:	5 (3x); last - 3/1/12 vs. FLA
Most goals, one period, Jets and opponent:	7; (3x), last - 10/27/11 at PHI (3rd per.)



# JETS TEAM HISTORY

## SINGLE-GAME TEAM RECORDS

### SINGLE-GAME TEAM RECORDS

Most goals, first period, Jets and opponent:	7; (2x), last - 1/21/03 vs. STL
Most goals, second period, Jets and opponent:	6; (10x), last - 3/20/12 at PIT
Most goals, third period, Jets and opponent:	7; 10/27/11 at PHI
Most goals, game, Jets and opponent:	17; 10/27/11 at PHI
Most goals:	9; (2x), last -10/27/11 at PHI
Most goals, home:	8; (2x), last - 10/8/05 vs. WSH
Most goals, road:	9; (2x), last -10/27/11 at PHI
Most goals, one period, opponent:	6; (2x), last - 1/7/11 vs. TOR (Pavelec/Mason)
Most goals, first period, opponent:	6; 3/21/00 at OTT (Rhodes)
Most goals, second period, opponent:	6; 1/7/11 vs. TOR (Pavelec/Mason)
Most goals, third period, opponent:	5; (3x), last - 1/10/09 at FLA (Lehtonen/Hedberg)
Most goals, opponent:	10; 1/18/08 at BUF (Lehtonen/Hedberg)
Most goals, home, opponent:	9; (3x), last - 1/7/11 vs. TOR (Pavelec/Mason)
Most goals, road game, opponent:	10; 1/18/08 at BUF (Lehtonen/Hedberg)
Largest margin of defeat:	9 (2x); last - 1/18/08 at BUF (10-1)
Largest margin of defeat, home:	9; 3/10/00 vs. NJ (9-0)
Largest margin of defeat, road:	9; 1/18/08 at BUF (10-1)
Largest margin of victory:	9; 11/12/05 at CAR (9-0)
Largest margin of victory, home:	7 (3x), last - 03/01/12 vs. FLA (7-0)
Largest margin of victory, road:	9; 11/12/05 at CAR (9-0)
Most consecutive goals:	9; 11/12/05 at CAR (9-0)
Most power play goals:	5; 10/23/06 at FLA
Most power play goals, home:	4; (3x), last - 11/6/06 vs. BOS
Most power play goals, road:	5; 10/23/06 at FLA
Most power play goals, one period:	3; (3x), last - 10/23/06 at FLA (2nd per.)
Most power play goals, first period:	3; 10/27/05 at PIT
Most power play goals, second period:	3; (2x), last - 10/23/06 at FLA
Most power play goals, third period:	2; (15x), last - 2/19/12 vs. COL
Most power play chances:	15; (2x), last - 10/8/05 vs. WSH
Most power play chances, home:	15; (2x), last -10/8/05 vs. WSH
Most power play chances, road:	13; (2x), last - 11/22/05 at MTL
Most power play chances without goal:	13; 11/22/05 at MTL
Most power play goals, opponent:	7; 10/14/05 vs. TOR
Most power play goals, one period, opponent:	5; 10/14/05 vs. TOR (3rd per.)
Most power play goals, first period, opponent:	3; 2/21/04 at PHI
Most power play goals, second period, opponent:	3; (2x), last - 1/8/11 at TOR
Most power play goals, third period, opponent:	5; 10/14/05 vs. TOR

### SINGLE-GAME TEAM RECORDS

Most power play chances, road, opponent:	12; (2x), last - 11/8/11 at BUF
Most shorthanded goals:	2; (4x), last - 2/24/09 vs. COL
Most shorthanded goals, one period:	2; 11/21/03 at FLA (2nd per.)
Most shorthanded goals, first period:	1; (15x), last - 12/15/10 at TB
Most shorthanded goals, second period:	2; 11/21/03 at FLA
Most shorthanded goals, third period:	1; (28x), last - 11/12/12 at CBJ
Most consecutive games with a shorthanded goal:	3; 2/29/04 - 3/5/04
Most shorthanded situations:	16; 10/14/05 vs. TOR
Most shorthanded situations, home:	16; 10/14/05 vs. TOR
Most shorthanded situations, road:	12; (2x), last - 11/8/11 at BUF
Most points, one period:	15; (2x), last - 3/1/12 vs. FLA
Most points, first period:	13; (2x), last - 11/12/05 at CAR
Most points, second period:	12; (2x), last - 2/15/09 at ANA
Most points, third period:	15; (2x), last - 3/1/12 vs. FLA
Most points, one period, Jets and opponent:	21; 10/27/11 at PHI (3rd per.)
Most points, first period, Jets and opponent:	20; 3/21/00 at OTT
Most points, second period, Jets and opponent:	17; (3x), last - 1/7/11 vs. TOR
Most points, third period, Jets and opponent:	21; 10/27/11 at PHI
Most assists, one period:	10; (2x), last - 3/1/12 vs. FLA
Most assists, first period:	9; 11/12/05 at CAR
Most assists, second period:	8; (2x), last - 2/15/09 at ANA
Most assists, third period:	10; (2x), last - 3/1/12 vs. FLA
Most assists, one period, Jets and opponent:	14; 10/27/11 at PHI (3rd per.)
Most assists, first period, Jets and opponent:	13; 3/21/00 at OTT
Most assists, second period, Jets and opponent:	11; (4x), last - 3/20/12 at PIT
Most assists, third period, Jets and opponent:	14; 10/27/11 at PHI
Most shots, period:	24; 12/16/03 vs. WSH (2nd per.)
Most shots, first period:	21; 11/6/06 vs. BOS
Most shots, second period:	24; 12/16/03 vs. WSH
Most shots, third period:	20; (3x), last - 2/27/11 vs. TOR
Most shots, overtime:	10; 3/3/01 vs. FLA
Most shots, period, opponent:	25; 10/31/09 at OTT (3rd per.)
Most shots, first period, opponent:	24; 12/19/09 at NJ
Most shots, second period, opponent:	23; 11/3/10 at FLA
Most shots, third period, opponent:	25; 10/31/09 at OTT
Most shots, overtime, opponent:	10; 3/5/04 vs. CAR
Most shots:	50; 12/21/09 vs. MTL
Most shots, home:	50; 12/21/09 vs. MTL
Most shots, road:	45; (2x), last - 3/9/12 at CGY

### RALLIES AND STREAKS

Largest rally to earn a win:	4 goals, 1/4/00 vs. NJ (6-5 OT)
Largest rally to earn a tie:	4 goals, 10/21/00 at OTT (6-6 T)
Largest rally in shootout loss:	3 goals, 12/11/05 vs. CHI (5-4 SOL)
Largest lead in loss:	4 goals, 10/27/05 at PIT (Held 4-0 lead in 1st in 7-5 loss)
Largest lead in tie:	3 goals (4x), last - 3/12/02 vs. TB (4-4)
Longest winning streak, overall:	6 games, (2x), last - 11/19/10 to 11/30/10
Longest home winning streak:	7 games, 3/2/07 to 3/16/07
Longest road winning streak:	4 games (3x), last - 2/3/09 to 2/16/09 (4-0-0)
Longest point streak, overall:	9 games, 12/9/05 to 12/28/05 (6-0-3)
Longest point streak, home:	11 games, 12/9/05 to 1/13/06 (8-0-3)
Longest point streak, road:	6 games, (2x), last - 10/15/10 to 11/3/10 (4-0-2)
Longest shutout streak, overall:	151:55 over 4-game span from 12/22/05 to 12/28/05
Longest shutout streak, home:	139:56 over 4-game span from 11/17/06 to 12/9/06
Longest shutout streak, road:	91:30 over 3-game span from 12/15/05 to 12/30/05
Longest losing streak:	12 games, 1/24/00 to 2/20/00 (0-10-1)
Longest losing streak, home:	11 games, 1/24/00 to 3/16/00 (0-10-0-1)
Longest losing streak, road:	10 games, 10/6/01 to 11/18/01 (0-8-0-2)
Longest winless streak:	16 games, 1/16/00 to 2/20/00 (0-13-2-1)
Longest winless streak, home:	17 games, 1/19/00 to 3/29/00 (0-14-2-1)
Longest winless streak, road:	10 games, 10/6/01 to 11/18/01 (0-8-0-2)
Most consecutive games without being shutout:	78 games, 11/6/10 to 10/29/11
Most consecutive games without being shutout, home:	126 games, 11/25/08 to 3/6/10
Most consecutive games without being shutout, road:	69 games, 2/3/09 to 12/28/09
Most consecutive goals, overall:	14, over 2 games, 11/11/05 to 11/12/05

### RALLIES AND STREAKS

Longest stretch without a goal:	205:55, 11/7/01 to 11/13/01 (4 games)
Longest stretch without a goal at home:	199:00, 3/2/00 to 3/16/00 (4 games)
Longest stretch without a goal on the road:	205:55, 11/7/01 to 11/13/01 (4 games)
Most power play goals over two games:	7, 11/11/05 to 11/12/05
Most power play goals over three games:	8, 11/9/05 to 11/12/05
Most consecutive games with a power play goal (overall):	8 games (2x), last - 10/15/10 to 10/30/10 (12 goals)
Most consecutive games with a power play goal (home):	9 games, 1/7/03 to 2/12/03 (13 goals)
Most consecutive games with a power play goal (road):	12 games, 2/13/04 to 3/29/04 (18 goals)
Longest stretch without a power play goal, games (overall):	9 games, 2/25/00 to 3/13/00 (0-for-26)
Longest stretch without a power play goal, games (home):	8 games, 1/28/02 to 3/14/02 (0-for-27)
Longest stretch without a power play goal, games (road):	9 games (2x), last - 1/10/12 to 2/5/12
Most consecutive opportunities without power play goal (overall):	0-for-38 over 12-games, 2/8/02 to 3/14/02
Most consecutive opportunities without a power play goal (home):	0-for-34 over 10-games, 1/24/02 to 3/14/02
Most consecutive opportunities without a power play goal (road):	0-for-42 over 10-games, 10/4/01 to 11/13/01
Longest stretch without allowing a power play goal, games (overall):	9 games, 3/18/09 to 4/1/09 (25-for-25)
Longest stretch without allowing a power play goal, games (home):	11 games, 3/26/03 to 11/16/03 (36-for-36)
Longest stretch without allowing a power play goal, games (road):	6 games, 1/21/09 to 2/15/09
Largest number of consecutive opportunities without allowing a power play goal, games (overall):	22-for-22 over 4 games (2x), last - 12/22/05 to 12/28/05
Largest number of consecutive opportunities without allowing a power play goal, games (home):	36-for-36 over 11 games, 3/26/03 to 11/16/03
Largest number of consecutive opportunities without allowing a power play goal, games (road):	21-for-21 over 6 games, 1/21/09 to 2/15/09

# JETS TEAM HISTORY

## SINGLE-GAME PLAYER RECORDS

### SINGLE-GAME SKATER RECORDS

Most points in one game:	5; (7x), last - Kovalchuk (2g, 3a), 2/28/09 vs. CAR
Most points, one period:	4; (2x), last - Kovalchuk (1g, 3a), 2/28/09 vs. CAR
Most points, two straight games:	8; Savard (2g, 6a), 10/7/05 to 10/8/05
Most points, three straight games:	10; Savard (1g, 9a), 11/9/05 to 11/12/05
Most points, four straight games:	12; Savard (1g, 11a), 11/9/05 to 11/16/05
Most points, five straight games:	14; Savard (1g, 13a), 11/9/05 to 11/18/05
Most goals in one game:	4; (2x), last - Kovalchuk, 11/11/05 vs. TB
Most goals in one period:	3; (4x), last - Kovalchuk, 2/15/09 at ANA (2nd per.)
Quickest back-to-back goals, one player:	:22; Sim, 10/13/06 vs. CAR
Quickest back-to-back goals, one player at home:	:22; Sim, 10/13/06 vs. CAR
Quickest back-to-back goals, one player on the road:	:37; Kovalchuk, 2/15/09 at ANA
Quickest back-to-back goals by one player, first period:	2:15; Little, 11/19/11 vs. PHI
Quickest back-to-back goals by one player, second period:	:22; Sim, 10/13/06 vs. CAR
Quickest back-to-back goals by one player, third period:	1:17; Kane, 11/29/11 vs. OTT
Most power play goals, one game:	3; (3x), last - Kovalchuk, 11/6/06 vs. BOS
Most power play goals, one period:	2; (13x), last - Stewart, 10/15/10 at ANA (3rd per.)
Most power play points, one game:	4; (2x), last - Kovalchuk (3g, 1a), 11/6/06 vs. BOS
Most power play points, one period:	3; Kovalchuk (1g, 2a), 10/27/05 at PIT (2nd per.)
Most even-strength goals, one game:	3; (5x), last - Boulton, 12/18/10 vs. NJ
Most even-strength goals, one period:	2; (22x), last - Slater, 4/7/12 vs. TB (3rd per.)
Most even-strength points, one period:	3; (4x), last - Kane (1g, 2a), 3/1/12 vs. FLA (3rd per.)
Most even-strength points, one game:	4; (4x), last - Kane (2g, 2a), 3/1/12 vs. FLA
Most shorthanded goals, one game:	2; Hossa, 12/19/06 at NJ
Most shorthanded points, one game:	2; (4x), last - Enstrom (1g, 1a), 2/24/09 vs. COL
Most assists in one game:	4; (8x), last - Wheeler, 2/19/12 vs. COL
Most assists, one period:	3; (3x), last - Kozlov, 11/6/06 vs. BOS (3rd per.)

### SINGLE-GAME SKATER RECORDS

Most power play assists, game:	3; (6x), last - Stapleton, 2/21/12 vs. PHI
Most power play assists, one period:	2; (30x), last - Ladd, 2/23/12 vs. TB (2nd per.)
Most even-strength assists, game:	4; Brunette, 12/19/00 at LA
Most even-strength assists, one period:	2; (53x), last - Enstrom 6 Little, 3/5/12 vs. BUF (3rd per.)
Highest plus-minus rating in one game:	+6; Smehlik, 11/9/02 at BUF
Most penalty minutes in one game:	32; Lessard, 3/17/04 vs. BUF
Most penalty minutes in one period:	29; Boulton, 1/18/08 at BUF (3rd per.)
Most penalties in one game:	6; Odgers, 2/12/02 at STL
Most penalties in one period:	5; (2x), last - Boulton, 1/8/09 at NJ (3rd per.)
Most shots, one game:	16; Hossa, 11/1/06 vs. CAR
Most shots, one period:	7; Kovalchuk, 12/6/02 at WSH (2nd per.)
Most shifts, one game (defenseman):	44; Kaberle, 1/28/04 vs. STL
Most shifts, one game (forward):	39; (2x), last - Kozlov, 3/31/03 at NYR
Most time on ice, one game (forward):	34:21; Garpenlov, 1/29/00 at TB
Most time on ice, one game (defenseman):	34:06; Tjarnqvist, 10/31/02 at TOR

### SINGLE-GAME GOALTENDER RECORDS

Most saves, game:	53; Hnilecka, 12/18/01 at BOS
Most saves, period:	24; Pavelec, 10/31/09 at OTT (3rd per.)
Most shots faced, game:	55; (2x), last - Pavelec, 2/21/12 vs. PHI
Most shots faced, period:	25; Pavelec, 10/31/09 at OTT (3rd per.)

### GOALTENDER STREAKS

Most consecutive wins:	6; Pavelec, 11/19/10 to 11/30/11, 6-0-0
Longest unbeaten streak	6; Pavelec, 11/19/10 to 11/30/11, 6-0-0
Most consecutive starts:	28 games; Lehtonen, 1/21/06 to 4/6/06
Most consecutive games:	28 games; Lehtonen, 1/21/06 to 4/6/06
Longest time without allowing a goal:	167:56; Lehtonen, 10/5/06 to 10/11/06

# JETS TEAM HISTORY

## SINGLE-SEASON PLAYER RECORDS

### SINGLE-SEASON SKATER RECORDS

Points:	100; Hossa in 2006-07 (43g, 57a)
Goals:	52; (2x), Kovalchuk in 2007-08, 2005-06
Power play goals:	27; Kovalchuk in 2005-06
Power play points:	56; Kovalchuk in 2005-06 (27g, 29a)
Shorthanded goals:	7; Hossa in 2005-06
Shorthanded points:	10; Perrin in 2007-08 (2g, 8a)
Even-strength goals:	34; Kovalchuk in 2007-08
Even-strength points:	55; Kovalchuk in 2007-08 (34g, 21a)
Game-winning goals:	8; Kozlov in 2006-07
Game-tying goals:	2; Staios in 2000-01
Assists:	69; Savard in 2005-06
Power play assists:	36; Savard in 2005-06
Even-strength assists:	38; Wheeler in 2011-12
Shorthanded assists:	8; Perrin in 2007-08
Plus-minus rating:	+18; Hossa in 2006-07
Games:	82; (25x) Ladd in 2011-12
Penalty minutes:	226; Odgers in 2000-01
Shots:	347; Byfuglien in 2010-11
Average ice time, forwards:	23:41; Kovalchuk in 2003-04
Average shifts, forwards:	27.2; McEachern and Savard in 2003-04
Actual shifts, forwards:	2,229; McEachern in 2003-04
Average ice time, defenseman:	25:16; Havelid in 2006-07
Average shifts, defenseman:	31.2; Sutton in 2003-04
Actual shifts, defensemen:	2,510; Havelid in 2005-06

### SINGLE-SEASON GOALTENDER RECORDS

Games:	68; (2x), last - Pavelec in 2011-12
Games started:	67; Pavelec in 2011-12
Wins:	34; Lehtonen in 2006-07
Losses:	33; Hnilicka in 2001-02
Ties:	10; Hnilicka in 2001-02
Minutes:	3,934; Lehtonen in 2006-07
Goals-against average: (at least 20 games)	2.59; Mason in 2011-12
Saves:	1,892; Lehtonen in 2006-07
Shots:	2,075; Lehtonen in 2006-07
Shutouts:	4; (4x), last - Pavelec in 2011-12
Save percentage: (at least 20 games)	.916; Lehtonen in 2007-08
Most goals allowed:	191; Pavelec in 2011-12
Fewest goals allowed: (at least 20 games)	43; Mason in 2011-12
Most goalies used:	5; (3x), last - Berkhoeel, Dunham, Garnett, Lehtonen and Shields in 2005-06



### SINGLE-SEASON DEFENSEMEN RECORDS

Points:	53; (2x), Byfuglien in 2010-11 and 2011-12
Goals:	20; Byfuglien in 2010-11
Power play goals:	8; Byfuglien in 2010-11
Shorthanded goals:	2; Tjarnqvist in 2003-04
Game-winning goals:	6; Byfuglien in 2010-11
Assists:	44; Enstrom in 2009-10
Plus-minus rating:	+15; Hnidy in 2006-07
Games:	82; (8x), last - Hainsey, Oduya in 2010-11
Penalty minutes:	144; Sutton in 2005-06
Shots:	347; Byfuglien in 2010-11
Average shifts per game:	31.2; Sutton in 2003-04
Actual shifts:	2,510; Havelid in 2005-06
Average ice time:	25:16; Havelid in 2006-07

### SINGLE-SEASON ROOKIE RECORDS

Points:	67; Heatley in 2001-02
Goals:	29; Kovalchuk in 2001-02
Power play goals:	7; Heatley and Kovalchuk in 2001-02
Shorthanded goals:	1; (4x), last - Kane in 2009-10
Game-winning goals:	4; Heatley and Kovalchuk in 2001-02
Assists:	41; Heatley in 2001-02
Plus-minus rating:	+11; Bogosian in 2008-09
Games:	82; (2x), last - Enstrom in 2007-08
Penalty minutes:	181; Lessard in 2003-04
Shots:	202; Heatley in 2001-02
Average shifts per game, defensemen:	28.4; Exelby in 2003-04
Actual shifts, defensemen:	2,089; Enstrom in 2007-08
Average ice time, defensemen:	24:48; Enstrom in 2007-08
Average shifts, forwards:	21.2; Heatley in 2001-02
Actual shifts, forwards:	1,744; Heatley in 2001-02
Average ice time, forwards:	19:53; Heatley in 2001-02
Most rookies used in one season:	17 in 2001-02: Hordichuk, Hartigan, Heatley, Kovalchuk, Lessard, MacKenzie, Nurminen, Piro, Pothier, Safronov, Sellars, Simon, Snyder, Tapper, Tjarnqvist, Vigier and Weaver.
Record for players making NHL debuts in one season:	12 in 2001-02: Cassivi, Hartigan, Heatley, Kovalchuk, Lessard, MacKenzie, Nurminen, Piro, Sellars, Simon, Tjarnqvist and Weaver.
Most rookies used in single game:	7; (4x), last - 4/2/03 at Buffalo (DiPenta, Exelby, Foster, Lessard, Piro, Safronov and Simon)

# JETS TEAM HISTORY

## FRANCHISE FIRSTS

### REGULAR-SEASON FIRSTS

First Regular-Season Game:	10/2/99 vs. NJ (L 1-4)
First Regular-Season Home Game:	10/2/99 vs. NJ (L 1-4)
First Regular-Season Road Game:	10/14/99 at NYI (W 2-0)
First Win:	10/14/99 at NYI (W 2-0)
First Home Win:	10/26/99 vs. CGY (W 2-1)
First Road Win:	10/14/99 at NYI (W 2-0)
First Loss:	10/2/99 vs. NJ (L 1-4)
First Home Loss:	10/2/99 vs. NJ (L 1-4)
First Road Loss:	10/17/99 at NYR (L 1-4)
First Overtime Game:	10/9/99 vs. BUF (T 5-5)
First Overtime Win:	12/8/00 vs. FLA (W 4-3), Ferraro
First Overtime Home Win:	12/8/00 vs. FLA (W 4-3), Ferraro
First Overtime Road Win:	12/19/00 at LA (W 7-6), Kaberle
First Tie:	10/9/99 vs. BUF (T 5-5)
First Home Tie:	10/9/99 vs. BUF (T 5-5)
First Road Tie:	10/16/99 at TB (T 4-4)
First Shootout:	11/4/05 at WSH (L 2-3)
First Shootout Win:	1/11/06 vs. NSH (W 4-3)
First Shootout Loss:	11/4/05 at WSH (L 2-3)
First Shutout:	10/14/99 at NYI (W 2-0), Rhodes
First Shutout Against:	10/27/99 at TOR (L 0-4), Healy
First Scoreless Game:	10/16/03 at NYR (T 0-0)
First Shot:	10/2/99 vs. NJ (L 1-4), Staios (5:29 of 1st Per.)
First Goal:	10/2/99 vs. NJ (L 1-4), Buchberger (11:26 of 2nd Per.)
First Goal Against:	10/2/99 vs. NJ (L 1-4), Oliva (8:18 of 2nd Per.)
First Assists:	10/2/99 vs. NJ (L 1-4), Stefan and Prochazka (11:26 of 2nd Per.)
First Power Play Goal:	10/9/99 vs. BUF (T 5-5), Brunette (5:48 of 2nd Per.)
First Shorthanded Goal:	11/3/99 vs. TB (W 4-1), Dean (19:17 of 2nd Per.)
First Game-Winning Goal:	10/14/99 at NYI (W 2-0), Brunette (12:21 of 3rd Per.)
First Empty-Net Goal:	12/26/99 vs. TB (W 6-3), Emerson (17:30 of 3rd Per.)
First Multiple-Point Game:	10/9/99 vs. BUF (T 5-5), Stefan (2 Goals, 1 Assist)
First Multiple-Assist Game:	10/9/99 vs. BUF (T 5-5), Buchberger and Tremblay (2 Assists)
First Multiple-Goal Game:	10/9/99 vs. BUF (T 5-5), Stefan (2 Goals)
First Hat Trick:	11/22/99 vs. VAN (W 6-3), Sylvester
First Hat Trick Against:	1/24/00 vs. NYR (L 3-6), Nedved
First Penalty Shot:	2/21/01 at CAR (L 3-6), Ferraro, Goal (Irbe)
First Penalty Shot Against:	10/9/99 vs. BUF (T 5-5), Satan, Goal (Rhodes)
First Minor Penalty:	10/2/99 vs. NJ (L 1-4), Dean, Hooking (4:37 of 2nd Per.)
First Major Penalty:	10/2/99 vs. NJ (L 1-4), Tamer, Fighting (2:03 of 3rd Per.)
First Goaltender Start:	10/2/99 vs. NJ (L 1-4), Rhodes
First Goaltender Win:	10/14/99 at NYI (W 2-0), Rhodes
First Goaltender Loss:	10/2/99 vs. NJ (L 1-4), Rhodes
First Goaltender Shutout:	10/14/99 at NYI (W 2-0), Rhodes

### REGULAR-SEASON FIRSTS

First Regular-Season Game:	10/9/11 vs. MTL (L 1-5)
First Regular-Season Home Game:	10/9/11 vs. MTL (L 1-5)
First Regular-Season Road Game:	10/13/11 at CHI (L 3-4)
First Win:	10/17/11 vs. PIT (W 2-1)
First Home Win:	10/17/11 vs. PIT (W 2-1)
First Road Win:	10/27/11 at PHI (W 9-8)
First Loss:	10/9/11 vs. MTL (L 1-5)
First Home Loss:	10/9/11 vs. MTL (L 1-5)
First Road Loss:	10/13/11 at CHI (L 3-4)
First Overtime Game:	11/5/11 at NJ (L 2-3), Henrique
First Overtime Win:	12/29/11 vs. LAK (W 1-0), Kane
First Overtime Loss:	11/5/11 at NJ (L 2-3), Henrique
First Overtime Home Win:	12/29/11 vs. LA (W 1-0), Kane
First Overtime Road Win:	1/7/12 at BUF (W 2-1), Oduya
First Shootout:	10/19/11 at TOR (L 3-4)
First Shootout Win:	10/31/11 at FLA (W 4-3)
First Shootout Loss:	10/19/11 at TOR (L 3-4)
First Shutout:	11/3/11 at NYI (W 3-0), Pavelec
First Shutout Against:	10/29/11 at TB (L 0-1), Roloson
First Game Scoreless in Regulation:	n/a
First Shot:	10/9/11 vs. MTL (L 1-5), Wheeler (0:40 of 1st Per.)
First Goal:	10/9/11 vs. MTL (L 1-5), Antropov (2:27 of 3rd Per.)
First Goal Against:	10/9/11 vs. MTL (L 1-5), Cammalleri (3:05 of 1st Per.)
First Assists:	10/9/11 vs. MTL (L 1-5), Stuart and Burmistrov (2:27 of 3rd Per.)
First Power Play Goal:	10/19/11 at TOR (SOL 3-4), Enstrom (9:49 of 1st Per.)
First Shorthanded Goal:	11/12/11 at CBJ (L 1-2), Stuart (16:15 of 3rd Per.)
First Game-Winning Goal:	10/17/11 vs. PIT (W 2-1), Glass (18:27 of 1st Per.)
First Empty-Net Goal:	11/3/11 at NYI (W 3-0), Burmistrov (17:44 of 3rd Per.)
First Multiple-Point Game:	10/13/11 at CHI (L 3-4), Slater (2 Goals) and Hainsey (2 assists)
First Multiple-Assist Game:	10/13/11 at CHI (L 3-4), Hainsey (2 assists)
First Multiple-Goal Game:	10/13/11 at CHI (L 3-4), Slater (2 Goals)
First Hat Trick:	n/a
First Hat Trick Against:	11/10/11 vs. FLA (L 2-5), Versteeg
First Penalty Shot:	11/3/11 at NYI (W 3-0), Kane, No Goal (DiPietro)
First Penalty Shot Against:	1/4/12 at MTL (L 3-7), Eller, Goal (Mason)
First Minor Penalty:	10/9/11 vs. MTL (L 1-5), Slater, Holding (8:35 of 1st Per.)
First Major Penalty:	10/17/11 vs. PIT (W 2-1), Thorburn, Fighting (14:01 of 1st Per.)
First Goaltender Start:	10/9/11 vs. MTL (L 1-5), Pavelec
First Goaltender Win:	10/17/11 vs. PIT (W 2-1), Pavelec
First Goaltender Loss:	10/9/11 vs. MTL (L 1-5), Pavelec
First Goaltender Shutout:	11/3/11 at NYI (W 3-0), Pavelec

### THE LAST TIME THE JETS...

Appeared in shootout:	2/25/12 vs. STL (L 2-3)
Appeared in shootout at home:	2/25/12 vs. STL (L 2-3)
Appeared in shootout on road:	2/16/12 at MIN (W 4-3)
Won shootout:	2/16/12 at MIN (W 4-3)
Won shootout at home:	3/27/11 vs. OTT (W 5-4)
Won shootout on road:	2/16/12 at MIN (W 4-3)
Won overtime game at home:	12/29/11 vs. LAK (W 1-0)
Won overtime game on road:	3/30/12 at CAR (W 4-3)
Lost overtime game at home:	4/7/12 vs. TB (L 3-4)
Lost overtime game on road:	3/31/12 at TB (L 2-3)
Shutout an opponent in a home game:	3/1/12 vs. FLA (W 7-0)
Shutout an opponent in a road game:	1/16/12 at OTT (W 2-0)
Shutout by an opponent in a home game:	1/12/12 vs. SJS (L 0-2)
Shutout by an opponent in a road game:	2/5/12 at MTL (L 0-3)
Scored five-or-more goals in a home game:	3/14/12 vs. DAL (W 5-2)
Scored five-or-more goals in a road game:	4/3/12 at FLA (OTW 5-4)
Took 40-or-more shots in a home game:	3/26/12 vs. OTT (L 4-6), 48
Took 40-or-more shots in a road game:	3/23/12 at WSH (OTW 4-3), 42
Faced 40-or-more shots in a home game:	2/21/12 vs. PHI (OTL 4-5), 55
Faced 40-or-more shots in a road game:	3/8/12 at VAN (L 2-3), 45
Had a hat trick in a home game:	12/18/10 vs. NJ (W 7-1), Boulton
Had a hat trick in a road game:	10/15/10 at ANA (SOW 5-4), Stewart
Allowed a hat trick in a home game:	4/7/12 vs. TB (L 3-4), Purcell
Allowed a hat trick in a road game:	3/20/12 at PIT (L 4-8), Neal
Scored four power play goals in a home game:	11/6/06 vs. BOS (W 5-3), 4
Scored four power play goals in a road game:	10/23/06 at FLA (W 6-3), 5
Allowed four power play goals in a home game:	1/7/11 vs. TOR (L 3-9), 5
Allowed four power play goals in a road game:	11/08/11 at BUF (L 4-8), 4
Faced a penalty shot in a home game:	3/26/12 vs. VAN (L 1-3), D. Sedin, No Goal (Mason)
Faced a penalty shot in a road game:	1/10/12 at BOS (L 3-5), Thornton, Goal (Pavelec)
Had a penalty shot in a home game:	3/26/12 vs. OTT (L 4-6), Wellwood, No Goal (Anderson)
Had a penalty shot in a road game:	1/10/12 at BOS (L 3-5), Thorburn, No Goal (Rask)

### NHL EXPANSION DRAFT HISTORY

#### 1999 EXPANSION DRAFT

Player	Position	Team
Jamie Pushor.....	Defence.....	Anaheim Ducks
Pete Ferraro.....	Right Wing.....	Boston Bruins
Darryl Shannon.....	Defence.....	Buffalo Sabres
Ed Ward.....	Right Wing.....	Calgary Flames
Trevor Kidd.....	Goaltender.....	Carolina Hurricanes
Sylvain Cloutier.....	Centre.....	Chicago Blackhawks
Tomi Kallio.....	Left Wing.....	Colorado Avalanche
Petr Buzek.....	Defence.....	Dallas Stars
Norm Maracle.....	Goaltender.....	Detroit Red Wings
Kelly Buchberger.....	Right Wing.....	Edmonton Oilers
Johan Garpenlov.....	Left Wing.....	Florida Panthers
Matt Johnson.....	Left Wing.....	Los Angeles Kings
Brett Clark.....	Defence.....	Montreal Canadiens
Kevin Dean.....	Defence.....	New Jersey Devils
David Harlock.....	Defence.....	New York Islanders
Chris Tamer.....	Defence.....	New York Rangers
Phil Crowe.....	Right Wing.....	Ottawa Senators
Jody Hull.....	Left Wing.....	Philadelphia Flyers
Mike Stapleton.....	Centre.....	Phoenix Coyotes
Maxim Galanov.....	Defence.....	Pittsburgh Penguins
Terry Yake.....	Centre.....	St. Louis Blues
Alexei Yegorov.....	Right Wing.....	San Jose Sharks
Corey Schwab.....	Goaltender.....	Tampa Bay Lightning
Yannick Tremblay.....	Defence.....	Toronto Maple Leafs
Steve Staios.....	Right Wing.....	Vancouver Canucks
Mark Tinordi.....	Defence.....	Washington Capitals

### NHL ENTRY DRAFT HISTORY

#### 1999 ENTRY DRAFT

Rd/No	Player	Pos.	Team (League)
1/1	Patrik Stefan	C	Long Beach (IHL)
2/30	Luke Sellars	D	Ottawa (OHL)
3/68	Zdenek Blatny	LW	Seattle (WHL)
4/98	David Kaczowka	LW	Seattle (WHL)
4/99	Rob Zepp	G	Plymouth (OHL)
5/128	Derek MacKenzie	C	Sudbury (OHL)
6/159	Yuri Dobryshkin	RW	Kryla Sovetov (Russia)
7/188	Stephen Baby	RW	Green Bay (USHL)
8/217	Garnet Exelby	D	Saskatoon (WHL)
9/245	Tommi Santala	C	Jokerit-Helsinki (Finland)
9/246	Roy DiLauro	D	St. Lawrence (ECAC)

#### 2000 ENTRY DRAFT

Rd/No	Player	Pos.	Team (League)
1/2	Dany Heatley	RW	Wisconsin (WCHA)
2/31	Ilya Nikulin	D	Tver (Russia)
2/42	Libor Ustrnul	D	Plymouth (OHL)
4/107	Carl Mallette	C	Victoriaville (QMJHL)
4/108	Blake Robson	C	Portland (WHL)
5/147	Matt McRae	C	Cornell (ECAC)
6/168	Zdenek Smid	G	Karlovy Vary (Czech Rep.)
6/178	Jeff Dwyer	D	Choate (USHS)
6/180	Darcy Hordichuk	LW	Saskatoon (WHL)
8/230	Samu Isosalo	LW	Lukko Rauma (Finland)
8/242	Evan Nielsen	D	Notre Dame (CCHA)
8/244	Eric Bowen	C	Portland (WHL)
9/268	Mark McRae	D	Cornell (ECAC)
9/280	Simon Gamache	LW	Val d'Or (QMJHL)

#### 2001 ENTRY DRAFT

Rd/No	Player	Pos.	Team (League)
1/1	Ilya Kovalchuk	LW	Spartak (Russia)
3/80	Michael Garnett	G	Saskatoon (WHL)
4/100	Brian Sipotz	D	Miami University (CCHA)
4/112	Milan Gajic	C	Burnaby (BCHL)
5/135	Colin Stuart	C	Colorado Coll. (WCHA)
6/189	Pasi Nurminen	G	Jokerit (Finland)
7/199	Matt Suderman	D	Saskatoon (WHL)
7/201	Colin FitzRandolph	C	Phillips-Exeter (USHS)
9/262	Mario Cartelli	D	Trinec (Czech Rep.)

#### 2002 ENTRY DRAFT

Rd/No	Player	Pos.	Team (League)
1/2	Kari Lehtonen	G	Jokerit (Finland)
1/30	Jim Slater	C	Michigan State (CCHA)
4/116	Patrick Dwyer	RW	W. Michigan (CCHA)
4/124	Lane Manson	D	Moose Jaw (WHL)
5/144	Paul Flache	D	Brampton (OHL)
6/167	Brad Schell	C	Spokane (WHL)
7/198	Nathan Oystriick	D	South Surrey (BCHL)
8/230	Colton Fretter	RW	Chatham (WJBHL)
8/236	Tyler Boldt	D	Kamloops (WHL)
8/257	Pauli Levokari	D	HIFK-Helsinki (Finland)

# JETS TEAM HISTORY

## DRAFT HISTORY

### NHL ENTRY DRAFT HISTORY

#### 2003 ENTRY DRAFT

Rd/No	Player	Pos.	Team (League)
1/8	Braydon Coburn	D	Portland (WHL)
4/110	James Sharrow	D	Halifax (QMJHL)
4/116	Guillaume Desbiens	RW	Rouyn Noranda (QMJHL)
4/136	Michael Vannelli	D	Sioux Falls (USHL)
5/145	Brett Sterling	LW	Colorado Coll. (WCHA)
6/175	Mike Hamilton	LW	Merritt (BCHL)
7/203	Denis Loginov	C	Kazan (Russia-2)
8/239	Tobias Enstrom	D	Modo (Sweden)
9/269	Rylan Kaip	C	Notre Dame (SJHL)

#### 2004 ENTRY DRAFT

Rd/No	Player	Pos.	Team (League)
1/10	Boris Valabik	D	Kitchener (OHL)
2/40	Grant Lewis	D	Dartmouth (ECAC)
3/76	Scott Lehman	D	St. Michael's (OHL)
4/106	Chad Painchaud	LW	Mississauga (OHL)
5/142	Juraj Gracik	RW	Topolcany (Slovakia Jr.)
6/186	Dan Turple	G	Oshawa (OHL)
7/204	Mikka Tuomainen	LW	TUTO (Finland)
8/237	Mitch Carefoot	C	Cornell (ECAC)
9/270	Matthew Siddall	RW	Powell River (BCJHL)

#### 2005 ENTRY DRAFT

Rd/No	Player	Pos.	Team (League)
1/16	Alex Bourret	RW	Shawinigan (QMJHL)
2/41	Ondrej Pavelec	G	Kladno (Czech Rep. Jr.)
2/49	Chad Denny	D	Lewiston (QMJHL)
2/53	Andrew Kozek	RW	South Surrey (BCJHL)
4/116	Jordan LaVallee	LW	Quebec (QMJHL)
5/135	Tomas Pospisil	RW	Trinec (Czech Rep. Jr.)
6/187	Andrei Zubarev	D	Ufa (Russia)
7/207	Myles Stoesz	RW	Spokane (WHL)

#### 2006 ENTRY DRAFT

Rd/No	Player	Pos.	Team (League)
1/12	Bryan Little	C	Barrie (OHL)
2/43	Riley Holzapfel	C	Moose Jaw (WHL)
3/80	Michael Forney	LW	Thief River Falls (USHS)
5/135	Alex Kangas	G	Sioux Falls (USHL)
6/165	Jonas Enlund	C	IFK Jr. (Finland)
7/195	Jesse Martin	C	Spruce Grove (AJHL)
7/200	Arturs Kulda	D	CSKA 2 (Russia)
7/210	Will O'Neill	D	Tabor Academy (USHS)

#### 2007 ENTRY DRAFT

Rd/No	Player	Pos.	Team (League)
3/67	Spencer Machacek	RW	Vancouver (WHL)
4/115	Niklas Lucenius	C	Tappara (Finland Jr.)
6/175	John Albert	C	United States (USDP)
7/205	Paul Postma	D	Swift Current (WHL)

#### 2008 ENTRY DRAFT

Rd/No	Player	Pos.	Team (League)
1/3	Zach Bogosian	D	Peterborough (OHL)
1/29	Daultan Leveille	C	St. Catharines (OHL)
3/64	Danick Paquette	RW	Lewiston (QMJHL)
4/94	Vinny Saponari	RW	United States (USDP)
5/124	Nicklas Lasu	LW	Frolunda (Sweden Jr.)
6/154	Chris Carrozzini	G	Mississauga (OHL)
7/184	Zach Redmond	D	Ferris State (CCHA)



Defenceman Jacob Trouba was selected by the Winnipeg Jets in the first round, ninth overall, in the 2012 NHL Entry Draft.

#### 2009 ENTRY DRAFT

Rd/No	Player	Pos.	Team (League)
1/4	Evander Kane	LW	Vancouver (WHL)
2/34	Carl Klingberg	LW	Frolunda (Sweden Jr.)
2/45	Jeremy Morin	LW	United States (NTDP)
4/117	Edward Pasquale	G	Saginaw (OHL)
4/120	Ben Chiarot	D	Guelph (OHL)
5/125	Cody Sol	D	Saginaw (OHL)
6/155	Jimmy Bubnick	C	Kamloops (WHL)
7/185	Levko Koper	LW	Spokane (WHL)
7/203	Jordan Samuels-Thomas	LW	Waterloo (USHL)

#### 2010 ENTRY DRAFT

Rd/No	Player	Pos.	Team (League)
1/8	Alexander Burmistrov	C	Barrie (OHL)
3/87	Julian Melchior	D	Newmarket (CCHL)
4/101	Ivan Telegen	LW	Saginaw (OHL)
5/128	Fredrik Pettersson-Wentzel	G	Almtuna (Sweden-2)
5/150	Yasin Cisse	RW	Des Moines (USHL)
6/155	Kendall McFaul	D	Moose Jaw (WHL)
6/160	Tanner Lane	C	Detroit Lakes (High-MN)
6/169	Sebastian Owuya	D	Timra Jr. (Swe-Jr.)
7/199	Peter Stoykewych	D	Winnipeg South (MJHL)

#### 2011 ENTRY DRAFT

Rd/No	Player	Pos.	Team (League)
1/7	Mark Scheifele	C	Barrie (OHL)
3/67	Adam Lowry	LW	Swift Current (WHL)
3/78	Brennan Serville	D	Stouffville (OJHL)
4/119	Zachary Yuen	D	Tri-City (WHL)
5/149	Austen Brassard	RW	Belleville (OHL)
6/157	Jason Kasdorf	G	Portage (MJHL)
7/187	Aaron Harstad	D	Green Bay (USHL)

#### 2012 ENTRY DRAFT

Rd/No	Player	Pos.	Team (League)
1/9	Jacob Trouba	D	US-NTDP (USHL)
2/39	Lukas Sutter	C	Saskatoon (WHL)
3/70	Scott Kosmachuk	RW	Guelph (OHL)
5/130	Connor Hellebuyck	G	Odessa (NAHL)
6/160	Ryan Olsen	C	Saskatoon (WHL)
7/190	Jamie Phillips	G	Toronto (OJHL)

### ALL-TIME PLAYER ACQUISITIONS

June 18, 1999:	Acquired G <b>Damian Rhodes</b> from Ottawa for future considerations
June 21, 1999:	Acquired LW <b>Andrew Brunette</b> from Nashville for a fifth-round selection (Matt Hendricks) in the 2000 NHL Entry Draft.
June 25, 1999:	Acquired C <b>Andreas Karlsson</b> from Calgary for future considerations; Acquired G <b>Scott Langkow</b> from Phoenix for future considerations; Acquired D <b>Gord Murphy</b> , C <b>Herbert Vasiljevs</b> , D <b>Daniel Tjarnqvist</b> and a sixth-round selection, later traded to Dallas (Dallas selected Justin Cox) in the 2000 NHL Entry Draft for G <b>Trevor Kidd</b> ; Acquired C <b>Randy Robitaille</b> from Boston for <b>RW Peter Ferraro</b> ; Acquired D <b>Ulf Samuelsson</b> from Detroit for future considerations; Acquired <b>RW Dean Sylvester</b> from Buffalo for future considerations; Acquired D <b>Sergei Vyshedkevich</b> from New Jersey for future considerations; Acquired a fourth-round selection (Rob Zepp) and a ninth-round selection (Ray Dilauro) in the 1999 NHL Entry Draft from Vancouver for future considerations.
June 26, 1999:	Acquired a first-round selection (Patrik Stefan) in the 1999 NHL Entry Draft from Vancouver for a first-round selection (Daniel Sedin) and a third-round selection (later traded to Florida, Florida selected Robert Fried) in the 2000 NHL Entry Draft; Acquired <b>RW Per Svartvadet</b> from Dallas for a sixth-round selection (Justin Cox) in the 1999 NHL Entry Draft; Traded <b>RW Phil Crowe</b> to Nashville for future considerations
July 1, 1999:	Signed unrestricted free agent LW <b>Bryan Adams</b>
July 6, 1999:	Signed unrestricted free agent C <b>Hugo Boisvert</b> ; Signed unrestricted free agent <b>RW Kirby Law</b> ; Signed unrestricted free agent C <b>Dan Snyder</b> .
July 13, 1999:	Signed unrestricted free agent <b>RW Bob Lachance</b>
July 15, 1999:	Acquired LW <b>Jason Botterill</b> from Dallas for D <b>Jamie Pushor</b> ; Acquired <b>RW Martin Prochazka</b> from Toronto for a sixth-round selection (Maxim Kondratjev) in the 2001 NHL Entry Draft; Signed unrestricted free agent C <b>Andreas Karlsson</b> .
July 19, 1999:	Signed unrestricted free agent <b>RW Vladimir Vujtek</b>
July 20, 1999:	Signed unrestricted free agent <b>RW Nelson Emerson</b>
Aug. 2, 1999:	Signed unrestricted free agent C <b>Ray Ferraro</b>
Aug. 12, 1999:	Signed unrestricted free agent D <b>Geordie Kinnear</b> ; Signed unrestricted free agent <b>RW Sean Ritchlin</b>
Aug. 16, 1999:	Acquired LW <b>Denny Lambert</b> from Nashville for C <b>Randy Robitaille</b>
Aug. 24, 1999:	Signed unrestricted free agent G <b>Scott Fankhouser</b>
Sept. 2, 1999:	Signed unrestricted free agent G <b>Scott Langkow</b>
Sept. 27, 1999:	Claimed <b>RW Ladislav Kohn</b> from Toronto in the 1999 NHL Waiver Draft; Traded <b>RW Ladislav Kohn</b> to Anaheim for an eighth-round selection (Evan Nielsen) in the 2000 NHL Entry Draft
Oct. 29, 1999:	Traded G <b>Corey Schwab</b> to Vancouver for a fourth-round selection (Carl Mallette) in the 2000 NHL Entry Draft; Acquired D <b>Mikko Kuparinen</b> from Tampa Bay for future considerations
Nov. 1, 1999:	Acquired LW <b>Eric Bertrand</b> and LW <b>Wes Mason</b> from New Jersey for C <b>Sylvain Cloutier</b> and LW <b>Jeff Williams</b>
Nov. 3, 1999:	Signed unrestricted free agent G <b>Rick Tabaracci</b>
Dec. 7, 1999:	Acquired <b>RW Brian Wessenberg</b> from Philadelphia for LW <b>Eric Bertrand</b>
Dec. 8, 1999:	Acquired <b>RW Shean Donovan</b> from Colorado for G <b>Rick Tabaracci</b>
Dec. 11, 1999:	Claimed D <b>Rumun Ndur</b> off waivers from NY Rangers
Dec. 15, 1999:	Traded D <b>Kevin Dean</b> to Dallas for future considerations
Jan. 25, 2000:	Acquired LW <b>Bill Huard</b> from Los Angeles for future considerations
Feb. 11, 2000:	Acquired LW <b>Hnat Domenichelli</b> and LW <b>Dmitri Vlasenkov</b> from Calgary for D <b>Darryl Shannon</b> and LW <b>Jason Botterill</b>
Feb. 18, 2000:	Acquired LW <b>Joel Irving</b> from Calgary for future considerations
March 1, 2000:	Claimed LW <b>Steve Guolla</b> off waivers from Tampa Bay
March 11, 2000:	Traded D <b>Mikko Kuparinen</b> to Tampa Bay for D <b>Chris McAlpine</b>
March 13, 2000:	Acquired <b>RW Donald Audette</b> and D <b>Frantisek Kaberle</b> from Los Angeles for <b>RW Kelly Buchberger</b> and <b>RW Nelson Emerson</b>



# JETS TEAM HISTORY

## ALL-TIME TRANSACTIONS

March 14, 2000:	Traded RW <b>Ed Ward</b> to Anaheim for a seventh-round selection (Colin Fitzrandolph) in the 2001 NHL Entry Draft; Traded RW <b>Kirby Law</b> to Philadelphia for a sixth-round selection (Jeff Dwyer) in the 2000 NHL Entry Draft and a sixth-round selection (Pasi Nurminen) in the 2001 NHL Entry Draft
March 24, 2000:	Signed unrestricted free agent RW <b>J.P. Vigier</b>
March 27, 2000:	Signed unrestricted free agent D <b>Brian Pothier</b>
April 4, 2000:	Signed unrestricted free agent LW <b>Tomi Kallio</b>
April 11, 2000:	Signed unrestricted free agent RW <b>Brad Tapper</b>
June 12, 2000:	Traded RW <b>Steve Staios</b> to New Jersey for a ninth-round selection (Simon Gamanche) in the 2000 NHL Entry Draft
June 15, 2000:	Signed unrestricted free agent D <b>Mike Weaver</b>
June 24, 2000:	Traded a second-round selection (later traded to Nashville, Nashville selected Timofei Shishkanov) and a third-round selection (Robin LeBlanc) in the 2001 NHL Entry Draft to Vancouver for a second-round selection (Libor Ustrnul) in the 2000 NHL Entry Draft and a third-round selection (Michael Garnett) in the 2001 NHL Entry Draft; Traded a ninth-round selection (Peter Flache) in the 2000 NHL Entry Draft to Chicago for the rights to C <b>Ben Simon</b> ; Traded a fourth-round selection (Niclas Wallin) in the 2000 NHL Entry Draft to Carolina for a fourth-round selection (Blake Robson), a fifth-round selection (Matt McRae) and an eighth-round selection (Eric Bowen) in the 2000 NHL Entry Draft
July 10, 2000:	Acquired RW <b>Steve Staios</b> from New Jersey for future considerations
July 14, 2000:	Signed unrestricted free agent D <b>Adam Burt</b>
July 17, 2000:	Signed unrestricted free agent LW <b>Dmitri Vlasenkov</b>
July 19, 2000:	Signed unrestricted free agent D <b>Sean McCann</b>
July 20, 2000:	Signed unrestricted free agent LW <b>Yves Sarault</b>
July 21, 2000:	Signed unrestricted free agent C <b>Jarrold Skalde</b>
July 28, 2000:	Signed unrestricted free agent G <b>Milan Hnilicka</b>
Aug. 15, 2000:	Signed unrestricted free agent C <b>Ben Simon</b>
Sept. 7, 2000:	Signed unrestricted free agent D <b>Andrei Skopintsev</b>
Sept. 29, 2000:	Claimed RW <b>Jeff Odgers</b> from Colorado in the 2000 NHL Waiver Draft
Nov. 6, 2000:	Traded D <b>Geordie Kinnear</b> to New Jersey for future considerations
Jan. 14, 2001:	Acquired D <b>Jiri Slegr</b> from Pittsburgh for a third-round selection (later traded to Columbus, Columbus selected Aaron Johnson) in the 2001 NHL Entry Draft
Feb. 9, 2001:	Acquired D <b>Ladislav Kohn</b> from Anaheim for D <b>Sergei Vyshedkevich</b> and G <b>Scott Langkow</b>
Feb. 14, 2001:	Claimed D <b>Chris Joseph</b> off waivers from Phoenix
March 13, 2001:	Acquired C <b>Kamil Piro</b> s and a fourth-round selection (later traded to St. Louis, St. Louis selected Igor Valeyev) in the 2001 NHL Entry Draft from Buffalo for RW <b>Donald Audette</b>
June 24, 2001:	Acquired RW <b>Lubos Bartecko</b> from St. Louis for a fourth-round selection (Igor Valeyev) in the 2001 NHL Entry Draft; Acquired a fourth-round (Milan Gajac) selection in the 2001 NHL Entry Draft and a seventh-round selection (later traded to San Jose, San Jose selected Tim Conboy) in the 2002 NHL Entry Draft from New Jersey for a third-round selection (Jason Ryznar) in the 2002 NHL Entry Draft; Acquired the rights to D <b>Jeff Dessner</b> from the NY Rangers for an eighth-round selection (Leonid Zhvachkin) in the 2001 NHL Entry Draft
July 2, 2001:	Traded LW <b>Denny Lambert</b> to Anaheim for future considerations
July 3, 2001:	Signed unrestricted free agent D <b>Jeff Dessner</b>
July 16, 2001:	Signed unrestricted free agent C <b>Bob Corkum</b> ; Signed unrestricted free agent C <b>Tony Hrkac</b> ; Signed unrestricted free agent D <b>Todd Reirden</b>
July 30, 2001:	Signed unrestricted free agent D <b>Daniel Tjarnqvist</b>
Nov. 14, 2001:	Claimed C <b>Pascal Rheaume</b> off waivers from Chicago
Dec. 18, 2001:	Acquired LW <b>Jeff Cowan</b> and D <b>Kurtis Foster</b> from Calgary for D <b>Petr Buzek</b>
Jan. 22, 2002:	Acquired D <b>Andy Sutton</b> from Minnesota for LW <b>Hnat Domenichelli</b>
Jan. 24, 2002:	Acquired G <b>Fredric Cassivi</b> from Colorado for D <b>Brett Clark</b>
March 4, 2002:	Acquired D <b>Joe DiPenta</b> from Philadelphia for C <b>Jarrold Skalde</b>

March 15, 2002:	Acquired D <b>Francis Lessard</b> from Philadelphia for D <b>David Harlock</b> , a third-round selection (later traded to Phoenix, Phoenix selected Tyler Redenbach) in the 2003 NHL Entry Draft and a seventh-round selection (later traded to San Jose, San Jose selected Joe Pavelski) in the 2003 NHL Entry Draft
March 18, 2002:	Traded C <b>Ray Ferraro</b> to St. Louis for a fourth-round selection (Lane Manson) in the 2002 NHL Entry Draft
March 19, 2002:	Traded C <b>Bob Corkum</b> to Buffalo for a fifth-round selection (Paul Flache) in the 2002 NHL Entry Draft; Acquired LW <b>Yuri Butsayev</b> and a third-round selection (later traded to Columbus, Columbus selected Jeff Genovy) in the 2002 NHL Entry Draft from Detroit for D <b>Jiri Slegr</b> ; Acquired RW <b>Ruslan Zainullin</b> and D <b>Kirill Safronov</b> and a fourth-round selection (Patrick Dwyer) in the 2002 NHL Entry Draft from Phoenix for LW <b>Darcy Hordichuk</b> , a fourth-round selection (Lance Monych) and a fifth-round selection (John Zeiler) in the 2002 NHL Entry Draft
March 27, 2002:	Signed unrestricted free agent C <b>Mark Hartigan</b>
June 22, 2002:	Acquired LW <b>Vyacheslav Kozlov</b> and a second-round selection (later traded to Columbus, Columbus selected Joakim Lindstrom) in the 2002 NHL Entry Draft from Buffalo for a second-round selection (later traded to Edmonton, Edmonton selected Jeff Deslauriers) and a third-round selection (John Adams) in the 2002 NHL Entry Draft; Acquired a third-round selection (later traded to Buffalo, Buffalo selected John Adams) in the 2002 NHL Entry Draft and a fourth-round selection (Guillaume Desbiens) in the 2003 NHL Entry Draft from Florida for future considerations; Traded a second-round selection (Joakim Lindstrom) and a third-round selection (Jeff Genovy) in the 2002 NHL Entry Draft to Columbus for a first-round selection (Jim Slater) in the 2002 NHL Entry Draft
June 23, 2002:	Traded a seventh-round selection (Tim Conboy) in the 2002 NHL Entry Draft to San Jose for an eighth-round selection (Pauli Levokari) in the 2002 NHL Entry Draft and a seventh-round selection (Denis Loginov) in the 2003 NHL Entry Draft
June 29, 2002:	Acquired LW <b>Shawn McEachern</b> and a sixth-round selection (Dan Turple) in the 2004 NHL Entry Draft from Ottawa for D <b>Brian Pothier</b>
July 10, 2002:	Signed unrestricted free agent D <b>Richard Smehlik</b>
July 19, 2002:	Signed unrestricted free agent D <b>Uwe Krupp</b>
July 23, 2002:	Signed unrestricted free agent D <b>Dallas Eakins</b>
Oct. 4, 2002:	Claimed D <b>Stephane Robidas</b> from Montreal in the 2002 NHL Waiver Draft; Traded D <b>Stephane Robidas</b> to Dallas for a sixth-round selection (Mike Hamilton) in the 2003 NHL Entry Draft
Nov. 15, 2002:	Acquired C <b>Marc Savard</b> from Calgary for RW <b>Ruslan Zainullin</b>
Nov. 20, 2002:	Signed unrestricted free agent G <b>Byron Dafe</b>
Dec. 2, 2002:	Acquired RW <b>Chris Nielsen</b> and D <b>Petteri Nummelin</b> from Columbus for RW <b>Tomi Kallio</b> and D <b>Pauli Levokari</b>
Jan. 20, 2003:	Acquired C <b>Jeff Farkas</b> from Vancouver for C <b>Chris Herperger</b> and C <b>Chris Nielsen</b>
Feb. 24, 2003:	Traded C <b>Pascal Rheaume</b> to New Jersey for future considerations
March 10, 2003:	Traded D <b>Richard Smehlik</b> , a sixth-round selection (Josh Disher) and an eighth-round selection (Nathan Perkovich) in the 2004 NHL Entry Draft to New Jersey for a fourth-round selection (Mike Vannelli) in the 2003 NHL Entry Draft
March 11, 2003:	Acquired F <b>Anthony Aquino</b> from Dallas for a sixth-round selection (Drew Bagnall) in the 2003 NHL Entry Draft and future considerations
March 28, 2003:	Signed unrestricted free agent LW <b>Brian Maloney</b>
June 21, 2003:	Acquired D <b>Ivan Majesky</b> from Florida for a second-round selection (Kamil Kreps) in the 2003 NHL Entry Draft
July 24, 2003:	Signed unrestricted free agent C <b>Brian Swanson</b>
Aug. 12, 2003:	Signed unrestricted free agent C <b>Randy Robitaille</b> ; Signed unrestricted free agent LW <b>Eric Healey</b>
Aug. 25, 2003:	Signed unrestricted free agent LW <b>Bill Lindsay</b>
Sept. 10, 2003:	Signed unrestricted free agent D <b>Shawn Heins</b>
Sept. 15, 2003:	Traded G <b>Milan Hnilicka</b> to Los Angeles for future considerations

# JETS TEAM HISTORY

## ALL-TIME TRANSACTIONS

Oct. 3, 2003:	Acquired G <b>Jani Hurme</b> from Carolina for a fourth-round selection (Brett Carson) in the 2004 NHL Entry Draft; Claimed LW <b>Serge Aubin</b> from Colorado in the 2003 NHL Waiver Draft; Claimed RW <b>Ronald Petrovicky</b> and D <b>Shawn Heins</b> from the NY Rangers in the 2003 NHL Waiver Draft
Dec. 2, 2003:	Acquired D <b>Tomas Kloucek</b> and C <b>Ben Simon</b> from Nashville for LW <b>Simon Gamache</b> and D <b>Kirill Safronov</b>
Dec. 31, 2003:	Acquired D <b>Jean-Luc Grand-Pierre</b> from Columbus for future considerations
Jan. 6, 2004:	Acquired C <b>Daniel Corso</b> from Ottawa for RW <b>Brad Tapper</b>
Feb. 25, 2004:	Claimed LW <b>Brad Larsen</b> off waivers from Colorado
March 8, 2004:	Acquired D <b>Kyle Rossiter</b> from Florida for C <b>Kamil Piro</b>
March 9, 2004:	Acquired LW <b>Kip Brennan</b> from Los Angeles for LW <b>Jeff Cowan</b>
June 26, 2004:	Acquired D <b>Niclas Havelid</b> from Anaheim for D <b>Kurtis Foster</b> ; Acquired a fourth-round selection (Chad Painchaud) in the 2004 NHL Entry Draft from Carolina for a third-round selection (later traded to Calgary, Calgary selected Gord Baldwin) in the 2005 NHL Entry Draft; Acquired G <b>Adam Berkhoe</b> l from Chicago for future considerations
July 1, 2004:	Signed unrestricted free agent D <b>Jaroslav Modry</b>
July 14, 2004:	Signed unrestricted free agent D <b>Travis Roche</b> ; Signed unrestricted free agent C <b>Cory Larose</b>
July 26, 2004:	Signed unrestricted free agent RW <b>Scott Mellanby</b>
July 30, 2005:	Traded a first-round selection (Devin Setoguchi) in 2005 NHL Entry Draft to San Jose for a first-round selection (later traded to NY Rangers, NY Rangers selected Marc Staal), a second-round selection (Chad Denny) and a seventh-round selection (Myles Stoesz) in the 2005 NHL Entry Draft; Traded a first-round selection (Marc Staal) in the 2005 NHL Entry Draft to the NY Rangers for a first round selection (Alex Bourret) and a second-round selection (Ondrej Pavelec) in the 2005 NHL Entry Draft; Acquired D <b>Shane Hnidy</b> from Nashville for a fourth-round selection (Niko Snellman) in the 2006 NHL Entry Draft
Aug. 2, 2005:	Signed unrestricted free agent C <b>Bobby Holik</b>
Aug. 8, 2005:	Signed unrestricted free agent LW <b>Eric Boulton</b> ; Signed unrestricted free agent LW <b>Ramzi Abid</b> ; Signed unrestricted free agent RW <b>Scott Barney</b>
Aug. 9, 2005:	Signed unrestricted free agent LW <b>Brian Maloney</b> ; Signed unrestricted free agent RW <b>Adam Smyth</b>
Aug. 23, 2005:	Acquired RW <b>Marian Hossa</b> and D <b>Greg de Vries</b> from Ottawa for RW <b>Dany Heatley</b>
Aug. 25, 2005:	Acquired D <b>Mark Popovic</b> from Anaheim for RW <b>Kip Brennan</b>
Sept. 2, 2005:	Signed unrestricted free agent G <b>Mike Dunham</b>
Sept. 18, 2005:	Signed unrestricted free agent RW <b>Peter Bondra</b>
Oct. 4, 2005:	Claimed LW <b>Chris Kunitz</b> off waivers from Anaheim
Oct. 27, 2005:	Signed unrestricted free agent G <b>Steve Shields</b>
Jan. 31, 2006:	Claimed C <b>Rico Fata</b> off waivers from Pittsburgh
March 1, 2006:	Acquired C <b>Joel Stepp</b> from Anaheim for G <b>Jani Hurme</b>
March 9, 2006:	Acquired D <b>Steve McCarthy</b> from Vancouver for a fourth-round selection (later traded to Atlanta, Atlanta selected Niklas Lucenius) in the 2007 NHL Entry Draft
June 13, 2006:	Acquired a fourth-round selection (Niklas Lucenius) in the 2007 NHL Entry Draft from Vancouver for C <b>Tommi Santala</b> and a fifth-round selection (Charles-Antoine Messier) in the 2007 NHL Entry Draft
June 15, 2006:	Acquired a third-round selection (Spencer Machacek) in the 2007 NHL Entry Draft from Minnesota for D <b>Petteri Nummelin</b>
June 21, 2006:	Signed unrestricted free agent C <b>Cory Larose</b>
June 24, 2006:	Acquired C <b>Niko Kapanen</b> and a seventh-round selection (Will O'Neill) in the 2006 NHL Entry Draft from Dallas for C <b>Patrik Stefan</b> and D <b>Jaroslav Modry</b>
July 3, 2006:	Signed unrestricted free agent C <b>Steve Rucchin</b> ; Signed unrestricted free agent C <b>Glen Metropolit</b>
July 4, 2006:	Signed unrestricted free agent G <b>Fred Brathwaite</b> ; Signed unrestricted free agent C <b>Jason Krog</b> ; Signed unrestricted free agent RW <b>Darren Haydar</b>
July 6, 2006:	Signed unrestricted free agent G <b>Dave Caruso</b>
Aug. 17, 2006:	Acquired D <b>Vitaly Vishnevski</b> from Anaheim for LW <b>Karl Stewart</b> , a second-round selection (later traded to Colorado, Colorado selected T.J. Galiardi) in the 2007 NHL Entry Draft and future considerations

Aug. 31, 2006:	Signed unrestricted free agent RW <b>Joey Crabb</b>
Feb. 1, 2007:	Acquired D <b>Andy Delmore</b> and C <b>Andre Deveau</b> from Tampa Bay for RW <b>Kyle Wanstig</b> and RW <b>Stephen Baby</b>
Feb. 10, 2007:	Acquired C <b>Eric Belanger</b> from Nashville for D <b>Vitaly Vishnevski</b> ; Claimed LW <b>Denis Hamel</b> off waivers from Ottawa
Feb. 24, 2007:	Acquired D <b>Alexei Zhitnik</b> from Philadelphia for D <b>Braydon Coburn</b>
Feb. 25, 2007:	Acquired C <b>Keith Tkachuk</b> from St. Louis for C <b>Glen Metropolit</b> , a first-round selection (later traded to Calgary, Calgary selected <b>Mikael Backlund</b> ) and a third-round selection ( <b>Brett Sonne</b> ) in the 2007 NHL Entry Draft and a second-round selection ( <b>Phillip McRae</b> ) in the 2008 NHL Entry Draft and a first-round selection (later traded to Atlanta, Atlanta selected <b>Zach Bogosian</b> ) in the 2008 NHL Entry Draft.
Feb. 27, 2007:	Acquired RW <b>Pascal Dupuis</b> and a third-round selection (later traded to Pittsburgh, Pittsburgh selected <b>Robert Bortuzzo</b> ) in the 2007 NHL Entry Draft from NY Rangers for RW <b>Alex Bourret</b>
June 23, 2007:	Acquired C <b>Chris Thorburn</b> from Pittsburgh for a third-round selection ( <b>Robert Bortuzzo</b> ) in the 2007 NHL Entry Draft; Acquired RW <b>Jesse Schultz</b> from Vancouver for D <b>Jimmy Sharrow</b>
June 26, 2007:	Acquired a first-round selection ( <b>Zach Bogosian</b> ) in the 2008 NHL Entry Draft from St. Louis for C <b>Keith Tkachuk</b> and future considerations
July 1, 2007:	Signed unrestricted free agent C <b>Todd White</b> ; Signed unrestricted free agent C <b>Eric Perrin</b>
July 2, 2007:	Signed unrestricted free agent D <b>Ken Klee</b>
July 13, 2007:	Signed unrestricted free agent C <b>Alexandre Giroux</b>
Aug. 8, 2007:	Signed unrestricted free agent D <b>Karel Pilar</b> ; Signed unrestricted free agent RW <b>Milan Bartovic</b>
Aug. 30, 2007:	Signed unrestricted D <b>Joel Kwiatkowski</b>
Oct. 2, 2007:	Claimed D <b>Karel Pilar</b> off waivers from Chicago
Dec. 8, 2007:	Claimed RW <b>Mark Recchi</b> off waivers from Pittsburgh
Feb. 26, 2008:	Acquired RW <b>Colby Armstrong</b> , C <b>Erik Christensen</b> , a first-round selection ( <b>Daultan Leveille</b> ) in the 2008 NHL Entry Draft and the rights to C <b>Angelo Esposito</b> from Pittsburgh for RW <b>Marian Hossa</b> and LW <b>Pascal Dupuis</b> ; Acquired RW <b>Joe Motzko</b> from Washington for C <b>Alexandre Giroux</b>
July 2, 2008:	Signed unrestricted free agent D <b>Ron Hainsey</b>
July 9, 2008:	Signed unrestricted free agent RW <b>Junior Lessard</b> ; Signed unrestricted free agent C <b>Grant Stevenson</b> ; Signed unrestricted free agent RW <b>Mike Hoffman</b>
July 14, 2008:	Signed unrestricted free agent RW <b>Jason Williams</b>
July 17, 2008:	Signed unrestricted free agent C <b>Marty Reasoner</b>
Sept. 26, 2008:	Acquired D <b>Mathieu Schneider</b> from Anaheim for D <b>Ken Klee</b> , LW <b>Brad Larsen</b> and LW <b>Chad Painchaud</b>
Jan. 10, 2009:	Claimed C <b>Rich Peverley</b> off waivers from Nashville
Jan. 13, 2009:	Acquired D <b>Brett Skinner</b> from NY Islanders for RW <b>Junior Lessard</b>
Jan. 14, 2009:	Acquired D <b>Clay Wilson</b> and a sixth-round selection (traded to Chicago, Chicago selected <b>David Pacan</b> ) in the 2009 NHL Entry Draft from Columbus for RW <b>Jason Williams</b>
Feb. 16, 2009:	Acquired a second-round selection ( <b>Jeremy Morin</b> ) in the 2009 NHL Entry Draft and a third-round selection in the 2010 NHL Entry Draft from Montreal for D <b>Mathieu Schneider</b> and a third-round selection ( <b>Joonas Nattinen</b> ) in the 2009 NHL Entry
Mar. 2, 2009:	Acquired D <b>Anssi Salmela</b> from New Jersey for D <b>Niclas Havelid</b> and RW <b>Myles Stoesz</b>
Mar. 4, 2009:	Acquired the rights to C <b>Eric O'Dell</b> from Anaheim for C <b>Erik Christensen</b>
June 27, 2009:	Acquired a fourth-round selection ( <b>Edward Pasquale</b> ), a fourth-round selection ( <b>Ben Chiarot</b> ) and a seventh-round selection ( <b>Jordan Thomas-Samuels</b> ) in the 2009 NHL Entry Draft from Los Angeles for a fourth-round selection ( <b>Jean-Francois Berube</b> ) in the 2009 NHL Entry Draft; Acquired a fifth-round selection in the 2010 NHL Entry Draft from Chicago for a sixth-round selection ( <b>David Pacan</b> ) in the 2009 NHL Entry Draft
July 1, 2009:	Acquired D <b>Pavel Kubina</b> and C <b>Tim Stapleton</b> from Toronto for D <b>Garnet Exelby</b> and LW <b>Colin Stuart</b>
July 2, 2009:	Signed unrestricted free agent RW <b>Nik Antropov</b>
July 6, 2009:	Signed unrestricted free agent C <b>Jason Krog</b> ; Signed unrestricted free agent G <b>Drew MacIntyre</b> ; Signed unrestricted free agent G <b>Peter Mannino</b>

# JETS TEAM HISTORY

## ALL-TIME TRANSACTIONS

July 13, 2009:	Signed unrestricted free agent RW <b>Anthony Stewart</b> ; Signed unrestricted free agent D <b>Noah Welch</b>
July 30, 2009:	Signed unrestricted free agent LW <b>Josh Gratton</b> ; Signed unrestricted free agent D <b>Mike Vernace</b>
Sept. 24, 2009:	Acquired D <b>Steve McCarthy</b> from Anaheim for future considerations
Oct. 2, 2009:	Claimed D <b>Christoph Schubert</b> off waivers from the Ottawa Senators
Oct. 8, 2009:	Traded F <b>Jordan LaVallee</b> to Columbus for future considerations
Feb. 4, 2010:	Acquired D <b>Johnny Oduya</b> , LW <b>Niclas Bergfors</b> , C <b>Patrice Cormier</b> and a First and Second-Round Selection in the 2010 NHL Draft (both picks were later traded to the Chicago Blackhawks for forwards Dustin Byfuglien, Ben Eager, Akim Aliu and defenseman Brent Sopel) from New Jersey in exchange for LW <b>Ilya Kovalchuk</b> , D <b>Anssi Salmela</b> and Second-Round Selection in the 2010 NHL Entry Draft
Feb. 9, 2010:	Acquired D <b>Ivan Vishnevskiy</b> and a Fourth-Round Selection (Thrashers selected Ivan Telegin) in the 2010 NHL Entry Draft from Dallas for G <b>Kari Lehtonen</b>
Mar. 1, 2010:	Acquired LW <b>Evgeny Artyukhin</b> from Anaheim in exchange for D <b>Nathan Oystriick</b> and a Conditional Draft Choice in the 2011 NHL Entry Draft
Mar. 2, 2010:	Signed unrestricted free agent D <b>Chris Chelios</b>
Mar. 3, 2010:	Acquired LW <b>Clarke MacArthur</b> from Buffalo in exchange for a Third- and Fourth-Round Selection (Sabres selected Jerome Gauthier-Leduc and Steven Shipley in the 2010 NHL Entry Draft)
May 19, 2010:	Signed G <b>Chris Carrozz</b> and G <b>Edward Pasquale</b> to entry-level contracts.
May 31, 2010:	Signed LW <b>Carl Klingberg</b> and LW <b>Danick Paquette</b> .
June 1, 2010:	Signed LW <b>Jeremy Morin</b> and C <b>Eric O'Dell</b> .
June 8, 2010:	Re-signed C <b>Jim Slater</b> .
June 15, 2010:	Signed free agent RW <b>Fredrik Pettersson</b> .
June 24, 2010:	Traded D <b>Mike Vernace</b> , LW <b>Brett Sterling</b> and a seventh round selection in the 2010 NHL Entry Draft to the San Jose Sharks for future considerations.
June 24, 2010:	Acquired D <b>Dustin Byfuglien</b> , D <b>Brent Sopel</b> , LW <b>Ben Eager</b> and RW <b>Akim Aliu</b> from the Blackhawks in exchange for C <b>Marty Reasoner</b> , RW <b>Joey Crabb</b> , LW <b>Jeremy Morin</b> and a first and second round selection in the 2010 NHL Entry Draft.
June 30, 2010:	Re-signed D <b>Noah Welch</b> .
July 1, 2010:	Signed unrestricted free agent G <b>Chris Mason</b> .
July 1, 2010:	Acquired LW <b>Andrew Ladd</b> from the Chicago Blackhawks for D <b>Ivan Vishnevskiy</b> and a second round selection in the 2011 NHL Entry Draft.
July 2, 2010:	Signed unrestricted free agent D <b>Mike Siklenka</b> .
July 7, 2010:	Signed free agents C <b>Jared Ross</b> and D <b>Jaime Sifers</b> .
July 7, 2010:	Re-signed LW <b>Eric Boulton</b> .
July 22, 2010:	Re-signed G <b>Ondrej Pavelec</b> .
July 28, 2010:	Re-signed restricted free agent LW <b>Ben Eager</b> .
July 29, 2010:	Re-signed restricted free agent LW <b>Andrew Ladd</b> .
July 29, 2010:	Agreed to terms with restricted free agent G <b>Peter Mannino</b> .
Aug. 1, 2010:	Acquired LW <b>Donald Brashear</b> and C <b>Patrick Rissmiller</b> from the New York Rangers in exchange for C <b>Todd White</b> .
Aug. 19, 2010:	Signed unrestricted free agent D <b>Freddy Meyer</b> .
Aug. 19, 2010:	Named <b>Clint Malarchuk</b> Goaltending Consultant.
Aug. 23, 2010:	Re-signed restricted free agent RW <b>Bryan Little</b> .
Aug. 24, 2010:	Signed D <b>Andrey Zubarev</b> .
Sept. 1, 2010:	Acquired LW <b>Ian McKenzie</b> from Nashville in exchange for D <b>Grant Lewis</b> .
Sept. 6, 2010:	Signed unrestricted free agent LW <b>Fredrik Modin</b> .
Sept. 13, 2010:	Re-signed restricted free agent LW <b>Niclas Bergfors</b> .
Sept. 13, 2010:	Signed unrestricted free agent LW <b>Nigel Dawes</b> .
Jan. 18, 2011:	Acquired a fifth round selection (Jets selected Austen Brassard) in the 2011 NHL Entry Draft from the San Jose Sharks in exchange for LW <b>Ben Eager</b> .
Feb. 18, 2011:	Acquired RW <b>Blake Wheeler</b> and D <b>Mark Stuart</b> from the Boston Bruins in exchange for C <b>Rich Peverley</b> and D <b>Boris Valabik</b> .

Feb. 24, 2011:	Acquired C <b>Ben Maxwell</b> and a fourth round selection (Jets then traded pick back to Montreal) in the 2011 NHL Entry Draft from the Montreal Canadiens in exchange for D <b>Brent Sopel</b> and LW <b>Nigel Dawes</b> .
Feb. 28, 2011:	Acquired RW <b>Radek Dvorak</b> and Carolina's fifth round selection (Jets then traded pick to San Jose) in the 2011 NHL Entry Draft from the Florida Panthers in exchange for RW <b>Niclas Bergfors</b> and LW <b>Patrick Rissmiller</b> .
Feb. 28, 2011:	Claimed C <b>Rob Schremp</b> off waivers from the New York Islanders.
Feb. 28, 2011:	Acquired D <b>Brett Festerling</b> from the Montreal Canadiens in exchange for G <b>Drew MacIntyre</b> .
June 25, 2011:	Acquired a third-round selection ( <b>Brennan Serville</b> ) in the 2011 NHL Entry Draft from Montreal for a fourth-round selection ( <b>Josiah Didier</b> ) and Montreal's fourth-round selection (traded back) ( <b>Oliver Archambault</b> ) in the 2011 NHL Entry Draft.
June 25, 2011:	Acquired a fourth-round selection ( <b>Zach Yuen</b> ) in the 2011 NHL Entry Draft from San Jose for Carolina's fifth-round selection ( <b>Sean Kuraly</b> ) and Calgary's seventh-round selection ( <b>Colin Blackwell</b> ) in the 2011 NHL Entry Draft.
July 1, 2011:	Signed unrestricted free agent LW <b>Tanner Glass</b> and D <b>Derek Meech</b> .
July 2, 2011:	Signed unrestricted free agent D <b>Randy Jones</b> and C <b>Rick Rypien</b> .
July 3, 2011:	Signed unrestricted free agent D <b>Mark Flood</b> .
July 4, 2011:	Signed unrestricted free agent C <b>Aaron Gagnon</b> .
July 8, 2011:	Acquired RW <b>Eric Fehr</b> from the Washington Capitals in exchange for RW <b>Danick Paquette</b> and a fourth-round selection in the 2012 NHL Entry Draft.
July 9, 2011:	Acquired LW <b>Kenndal McArdle</b> from the Florida Panthers in exchange for C <b>Angelo Esposito</b> .
July 18, 2011:	Signed unrestricted free agent LW <b>Jason Jaffray</b> .
Sept. 7, 2011:	Signed unrestricted free agent C <b>Kyle Wellwood</b> .
Oct. 6, 2011:	Claimed LW <b>Brett MacLean</b> off waivers from the Phoenix Coyotes.
Dec. 6, 2011:	Claimed C <b>Ben Maxwell</b> off waivers from the Anaheim Ducks.
Dec. 13, 2011:	Claimed LW <b>Antti Miettinen</b> off waivers from the Tampa Bay Lightning.
Jan. 30, 2012:	Acquired D <b>John Negrin</b> from the Calgary Flames in exchange for RW <b>Akim Aliu</b> .
Feb. 27, 2012:	Acquired a second-round and a third-round selection in the 2013 NHL Entry Draft from the Chicago Blackhawks in exchange for D <b>Johnny Oduya</b> .
Feb. 27, 2012:	Claimed D <b>Grant Clitsome</b> off waivers from the Columbus Blue Jackets.
June 23, 2012:	Re-signed C <b>Jim Slater</b> .
June 23, 2012:	Acquired G <b>Jonas Gustavsson</b> from the Toronto Maple Leafs in exchange for a conditional seventh-round selection in the 2013 NHL Entry Draft.
June 25, 2012:	Re-signed G <b>Ondrej Pavelec</b> .
July 1, 2012:	Signed unrestricted free agent LW <b>Alexei Ponikarovsky</b> . Re-signed D <b>Derek Meech</b> .
July 2, 2012:	Signed unrestricted free agent C <b>Olli Jokinen</b> .
July 4, 2012:	Signed unrestricted free agent G <b>Al Montoya</b> .
July 6, 2012:	Signed unrestricted free agent G <b>Mark Dekanich</b> . Re-signed C <b>Ben Maxwell</b> .
July 13, 2012:	Signed unrestricted free agent C <b>Kyle Wellwood</b> .
Sept. 15, 2012:	Re-signed LW <b>Evander Kane</b> .

# JETS TEAM HISTORY

## AWARDS & HONORS

### NHL AWARDS & HONOURS

#### NHL Maurice "Rocket" Richard Trophy

2003-04: Ilya Kovalchuk (shared)

#### POWERade/NHL Outstanding Player of the Year

2003-04: Ilya Kovalchuk

#### NHL Calder Memorial Trophy

2001-02: Dany Heatley

#### NHL Second Team All-Star

2003-04: Ilya Kovalchuk

#### NHL All-Star Game

2010-11: Dustin Byfuglien, Tobias Enstrom  
2008-09: Ilya Kovalchuk  
2007-08: Marian Hossa, Ilya Kovalchuk  
2006-07: Marian Hossa, Bob Hartley (Asst. Coach)  
2003-04: Ilya Kovalchuk (leading vote-getter)  
2002-03: Dany Heatley (MVP)  
2000-01: Donald Audette  
1999-00: Petr Buzek

#### NHL All-Rookie Team

2009-10: Niclas Bergfors  
2007-08: Tobias Enstrom  
2001-02: Dany Heatley, Ilya Kovalchuk

#### NHL YoungStars Game

2008-09: Bryan Little  
2007-08: Tobias Enstrom  
2006-07: Kari Lehtonen  
2003-04: Garnet Exelby (DNP - injured)  
2001-02: Dany Heatley and Ilya Kovalchuk (MVP)

#### NHL Three Stars/Player of the Month

Nov. 2010: Dustin Byfuglien (Third Star)  
Feb. 2009: Ilya Kovalchuk (First Star)  
Nov. 2007: Ilya Kovalchuk (First Star)  
Nov. 2006: Marian Hossa (Second Star)  
Oct. 2006: Ilya Kovalchuk (Second Star)  
Oct. 2003: Ilya Kovalchuk (Offensive)  
Dec. 2000: Donald Audette

#### NHL/Sheraton Road Performer of October

Oct. 2003: Ilya Kovalchuk

#### POWERade/NHL Outstanding Player of the Month

Oct. 2003: Ilya Kovalchuk

#### NHL Three Stars/Player of the Week

Feb. 19, 2012: Blake Wheeler (Second Star)  
Nov. 29, 2010: Ondrej Pavelec (First Star)  
Nov. 29, 2010: Dustin Byfuglien (Second Star)  
Nov. 15, 2009: Ilya Kovalchuk (Second Star)  
Mar. 1, 2009: Ilya Kovalchuk (Third Star)  
Feb. 15, 2009: Ilya Kovalchuk (Third Star)  
Jan. 18, 2009: Rich Peverley (Third Star)  
Dec. 28, 2008: Bryan Little (Second Star)  
Dec. 23, 2007: Kari Lehtonen (Second Star)  
Nov. 4, 2007: Ilya Kovalchuk (First Star)  
Mar. 4, 2007: Kari Lehtonen (First Star)  
Dec. 3, 2006: Marian Hossa (Third Star)  
Nov. 12, 2006: Vyacheslav Kozlov (First Star)  
Oct. 29, 2006: Ilya Kovalchuk (First Star)  
Jan. 8, 2006: Ilya Kovalchuk  
Oct. 9, 2005: Marc Savard  
Nov. 13, 2005: Ilya Kovalchuk  
Oct. 26, 2003: Ilya Kovalchuk  
Oct. 19, 2003: Ilya Kovalchuk  
Mar. 30, 2003: Dany Heatley

#### NHL Rookie of the Month

Nov. 2007: Tobias Enstrom  
Dec. 2001: Dany Heatley, Ilya Kovalchuk  
Jan. 2002: Ilya Kovalchuk

### TEAM AWARDS & HONOURS

\*discontinued, formerly awarded by Atlanta Thrashers

#### Three Stars of the Game Award Winners

2011-12: Ondrej Pavelec  
2010-11: Ondrej Pavelec  
2009-10: Johan Hedberg  
2008-09: Ilya Kovalchuk  
2007-08: Ilya Kovalchuk  
2006-07: Marian Hossa  
2005-06: Marian Hossa  
2003-04: Ilya Kovalchuk  
2002-03: Dany Heatley  
2001-02: Milan Hnilek and Dany Heatley  
2000-01: Ray Ferraro  
1999-00: Ray Ferraro

#### Dan Snyder Memorial Trophy

2011-12: Mark Stuart  
2010-11: Bryan Little  
2009-10: Jim Slater  
2008-09: Colby Armstrong  
2007-08: Eric Perrin  
2006-07: Vyacheslav Kozlov  
2005-06: Niclas Havelid  
2003-04: Garnet Exelby

#### \* Gilner-Reeves Community Service Award Winners

2010-11: Zach Bogosian, Jim Slater  
2009-10: Marty Reasoner, Jim Slater  
2008-09: Garnet Exelby, Eric Boulton  
2007-08: Niclas Havelid  
2006-07: Scott Mellanby  
2005-06: Ilya Kovalchuk  
2003-04: Andy Sutton  
2002-03: Chris Tamer  
2001-02: Jeff Odgers  
2000-01: Damian Rhodes  
1999-00: David Harlock

#### \* Players' Player Award Winners

2010-11: Chris Thorburn  
2009-10: Marty Reasoner  
2008-09: Marty Reasoner  
2007-08: Johan Hedberg  
2006-07: Johan Hedberg  
2005-06: Scott Mellanby  
2003-04: Pasi Nurminen  
2002-03: Jeff Odgers  
2001-02: Jeff Odgers  
2000-01: Jeff Odgers and Chris Tamer  
1999-00: Denny Lambert

#### \* Team MVP

2010-11: Andrew Ladd  
2009-10: Nik Antropov  
2008-09: Ilya Kovalchuk  
2007-08: Ilya Kovalchuk  
2006-07: Marian Hossa  
2005-06: Ilya Kovalchuk and Marian Hossa  
2003-04: Ilya Kovalchuk  
2002-03: Dany Heatley  
2001-02: Dany Heatley and Ilya Kovalchuk  
2000-01: Ray Ferraro



### ALL-TIME NUMERICAL ROSTER

- 1**  
Johan Hedberg (2006-07 to 2009-10)  
Mike Dunham (2005-2006)  
Damian Rhodes (1999-00 to 2001-2002)
- 2**  
Garnet Exelby (2002-03 to 2008-09)  
Petr Buzek (1999-00 to 2001-02)
- 3**  
Brent Sopel (2010-11)  
Mark Popovic (2009-10)  
Joel Kwiatkowski (2007-08)  
Vitaly Vishnevski (2006-07)  
Mark Hartigan (2002-03)  
Brian Pothier (2001-02)  
Chris Joseph (2000-01)  
Sergei Vyshedkevich (1999-00 to 2000-01)
- 4**  
Paul Postma (2012-13)  
Zach Bogosian (2008-09 to 2011-12)  
Braydon Coburn (2005-06 to 2006-07)  
Chris Tamer (1999-00 to 2003-04)
- 5**  
Mark Stuart (2010-11 to 2011-12)  
Boris Valabik (2009-10)  
Steve McCarthy (2005-06 to 2007-08)  
Tomas Kloucek (2003-04 to 2005-06)  
Gord Murphy (1999-00 to 2000-01)
- 6**  
Ron Hainsey (2008-09 to 2011-12)  
Mark Popovic (2006-07)  
Shawn Heins (2003-04)  
Francis Lessard (2001-02 to 2002-03)  
David Harlock (1999-00 to 2001-02)
- 7**  
Derek Meech (2011-12)  
Nathan Ostryck (2008-09)  
Mark Popovic (2007-08)  
Greg de Vries (2005-06 to 2006-07)  
Chris Herperger (2002-03)  
Adam Burt (2000-01)  
Chris McAlpine (1999-00)
- 8**  
Alexander Burmistrov (2010-11 to 2011-12)  
Mark Recchi (2007-08)  
Keith Tkachuk (2006-07)  
Frantisek Kaberle (1999-00 to 2003-04)  
Darryl Shannon (1999-00)
- 9**  
Evander Kane (2009-10 to 2011-12)  
Erik Christensen (2007-08 to 2008-09)  
Pascal Dupuis (2006-07 to 2007-08)  
Glen Metropolit (2006-07)  
Marc Savard (2002-03 to 2005-06)  
Mark Hartigan (2001-02 to 2002-03)  
Hnat Domenichelli (2000-01 to 2001-02)  
Vladimir Vujtek (1999-00)
- 10**  
Bryan Little (2007-08 to 2010-11)  
Jason Krog (2006-2007)  
Serge Aubin (2003-04 to 2005-06)  
Yuri Butsayev (2001-02)
- Darcy Hordichuk (2000-01)  
Denny Lambert (1999-00)
- 11**  
Eric Perrin (2007-08 to 2008-09)  
J.P. Vigier (2002-03 to 2006-07)  
Dean Sylvester (1999-00 to 2000-01)
- 12**  
Olli Jokinen (2012-13)  
Randy Jones (2011-12)  
Patrick Rissmiller (2010-11)  
Todd White (2007-08 to 2009-10)  
Denis Hamel (2006-07)  
Peter Bondra (2005-06)  
Bill Lindsay (2003-04)  
Tony Hrkac (2001-02 to 2002-03)  
Steve Guolla (1999-00 to 2000-01)  
Shean Donovan (1999-00)
- 13**  
Kyle Wellwood (2011-12)  
Rob Schremp (2010-11)  
Slava Kozlov (2002-03 to 2009-10)  
Patrik Stefan (1999-00 to 2001-02)
- 14**  
Tim Stapleton (2010-11 to 2011-12)  
Jason Williams (2008-09)  
Jon Sim (2006-07)  
Rico Fata (2005-06)  
Ben Simon (2003-04)  
Tomi Kallio (2000-01 to 2002-03)  
Mike Stapleton (1999-00)
- 15**  
Tanner Glass (2011-12)  
Nigel Dawes (2010-11)  
Dany Heatley (2001-02 to 2003-04)  
Andrew Brunette (1999-00 to 2000-01)
- 16**  
Andrew Ladd (2010-11 to 2011-12)  
Christoph Schubert (2009-10)  
Bobby Holik (2005-06 to 2007-08)  
Jeff Cowan (2001-02 to 2003-04)  
Kelly Buchberger (1999-00)
- 17**  
Eric Fehr (2011-12)  
Ilya Kovalchuk (2001-02 to 2009-10)  
Ladislav Kohn (2000-01)  
Matt Johnson (1999-00)
- 18**  
Bryan Little (2011-12)  
Niclas Bergfors (2009-10 to 2010-11)  
Mathieu Schneider (2008-09)  
Marian Hossa (2005-06 to 2007-08)  
Brad Tapper (2002-03)  
Lubos Bartecko (2001-02)  
Jarrod Skalde (2000-01)  
Jason Botterill (1999-00)
- 19**  
Jim Slater (2011-12)  
Fredrik Modin (2010-11)  
Marty Reasoner (2008-09 to 2009-10)  
Colby Armstrong (2007-08)  
Scott Mellanby (2005-06 to 2006-07)
- Shawn McEachern (2002-03 to 2003-04)  
Brad Tapper (2000-01 to 2001-02)  
Nelson Emerson (1999-00)
- 20**  
Antti Miettinen (2011-12)  
Radek Dvorak (2010-11)  
Colby Armstrong (2008-09 to 2009-10)  
Steve Rucchin (2006-07)  
Francis Lessard (2003-04)  
Jeff Odgers (2000-01 to 2002-03)  
Jason Botterill (1999-00)
- 21**  
Aaron Gagnon (2011-12)  
Ben Eager (2010-11)  
Brett Sterling (2007-08 to 2008-09)  
Derek MacKenzie (2003-04 to 2005-06)  
Ray Ferraro (1999-00 to 2001-02)
- 22**  
Chris Thorburn (2011-12)  
Anthony Stewart (2010-11)  
Ken Klee (2007-08)  
Eric Belanger (2006-07)  
Francis Lessard (2005-06)  
Kamil Piro (2002-03 to 2003-04)  
Shean Donovan (1999-00 to 2001-02)  
Eric Bertrand (1999-00)
- 23**  
Alexei Ponikarovsky (2012-13)  
Kenndal McArdle (2011-12)  
Jim Slater (2005-06 to 2010-11)  
Ivan Majesky (2003-04)  
Lubos Bartecko (2002-03)  
Derek MacKenzie (2002-03)  
Brett Clark (1999-00 to 2001-02)  
Martin Prochazka (1999-00)
- 24**  
Grant Clitsome (2011-12)  
Freddy Meyer (2010-11)  
Chris Chelios (2009-10)  
Ramzi Abid (2005-06)  
Chris Kunitz (2005-06)  
Tommi Santala (2003-04)  
Andreas Karlsson (1999-00 to 2001-02)
- 25**  
Brett MacLean (2011-12)  
Anssi Salmela (2008-09 to 2009-10)  
Andy Sutton (2001-02 to 2006-07)  
Kamil Piro (2001-02)  
Steve Staios (1999-00 to 2000-01)
- 26**  
Blake Wheeler (2010-11 to 2011-12)  
Noah Welch (2010-11)  
Ronald Petrovicky (2003-04 to 2005-06)  
Pascal Rheaume (2001-02 to 2002-03)  
Dan Snyder (2000-01)  
Bryan Adams (1999-00 to 2000-01)
- 27**  
Chris Thorburn (2007-08 to 2010-11)  
Patrik Stefan (2002-03 to 2005-06)  
Bob Corkum (2001-02)  
Denny Lambert (1999-00 to 2000-01)

# JETS TEAM HISTORY

## ALL-TIME NUMERICAL ROSTER

### ALL-TIME NUMERICAL ROSTER

<b>28</b> Patrice Cormier (2011-12) Niclas Havelid (2005-06 to 2008-09) Randy Robitaille (2003-04) Jeff Farkas (2002-03) Todd Reirden (2001-02) Donald Audette (1999-00 to 2000-01) Geordie Kinnear (1999-00) Kevin Dean (1999-00)	<b>36</b> Mark Flood (2011-12) Eric Boulton (2005-06 to 2010-11) Daniel Tjernqvist (2001-02 to 2003-04) Rumun Ndur (1999-00)	<b>45</b> Patrice Cormier (2010-11) Kevin Doell (2007-08) Ben Simon (2001-02 to 2002-03)
<b>29</b> Johnny Oduya (2009-10 to 2011-12) Brad Larsen (2003-04 to 2007-08) Brian Swanson (2003-04) Kirill Safronov (2001-02 to 2002-03) Darcy Hordichuk (2001-02) Brian Pothier (2000-01) J.P. Vigier (2000-01) Johan Garpenlov (1999-00)	<b>37</b> Dan Snyder (2001-02 to 2002-03) Herbert Vasiljevs (1999-00 to 2000-01)	<b>46</b> Spencer Machacek (2008-09 to 2011-12)
<b>30</b> Steve Shields (2005-06) Scott Fankhauser (1999-00 to 2000-01)	<b>38</b> Paul Postma (2010-11 to 2011-12) Grant Lewis (2008-09) Darren Haydar (2006-07 to 2007-08) Braydon Coburn (2005-06) Yannick Tremblay (1999-00 to 2003-04)	<b>47</b> Rich Peverley (2008-09 to 2010-11) Scott Barney (2005-06) Kurtis Foster (2002-03 to 2003-04) J.P. Vigier (2001-02)
<b>31</b> Ondrej Pavelec (2008-09 to 2011-12) Steve Shields (2005-06) Pasi Nurminen (2001-02 to 2003-04) Rick Tabaracci (1999-00)	<b>39</b> Toby Enstrom (2007-08 to 2011-12) Niko Kapanen (2006-07) Mark Popovic (2005-06) Kip Brennan (2003-04) J.L. Grand-Pierre (2003-04) Per Svartvadet (1999-00 to 2002-03)	<b>48</b> Carl Klingberg (2010-11 to 2011-12) Boris Valabik (2007-08 to 2008-09) Kyle Rossiter (2003-04)
<b>32</b> Kari Lehtonen (2003-04 to 2008-09) Yves Sarault (2000-01)	<b>40</b> Clay Wilson (2008-09) Luke Sellars (2001-02)	<b>49</b> Ben Maxwell (2010-11 to 2011-12) Colin Stuart (2007-08 to 2008-09) Zdenek Blatny (2003-04)
<b>33</b> Dustin Byfuglien (2010-11 to 2011-12) Ondrej Pavelec (2007-08) Adam Berkhoel (2005-06) Milan Hnilicka (2000-01 to 2002-03) Maxim Galanov (1999-00)	<b>41</b> Jason Jaffray (2011-12) Clarke MacArthur (2009-10) Joe Motzko (2008-09) Daniel Corso (2003-04) Simon Gache (2002-03 to 2003-04) Andrei Skopintsev (2000-01)	<b>50</b> Chris Mason (2010-11 to 2011-12) Jordan LaVallee (2007-08 to 2008-09) Joe DiPenta (2002-03)
<b>34</b> Peter Mannino (2010-11 to 2011-12) Shane Hnidy (2005-06 to 2006-07) Byron Dafeo (2002-03 to 2003-04) Norm Maracle (1999-00 to 2001-02)	<b>42</b> Tim Stapleton (2009-10) Joey Crabb (2008-09) Karl Stewart (2003-04 to 2005-06) Richard Smeihlik (2002-03) Ed Ward (1999-00)	<b>51</b> Andrey Zubarev (2010-11) Scott Lehman (2008-09)
<b>35</b> Al Montoya (2012-13) Michael Garnett (2005-06) Frederic Cassivi (2001-02 to 2002-03) Scott Langkow (1999-00)	<b>43</b> Mike Weaver (2001-02 to 2003-04)	<b>53</b> Brett Festerling (2011-12)
	<b>44</b> Zach Bogosian (2012-13) Arturs Kulda (2009-10 to 2011-12) Jaroslav Modry (2005-06) Uwe Krupp (2002-03)	<b>55</b> Mark Scheifele (2011-12)
		<b>61</b> Maxim Afinogenov (2009-10)
		<b>71</b> Jiri Slegr (2000-01 to 2001-02)
		<b>76</b> Evgeny Artyukhin (2009-10)
		<b>77</b> Pavel Kubina (2009-10) Alexei Zhitnik (2006-07 to 2007-08)
		<b>80</b> Nik Antropov (2009-10 to 2011-12)

Ondrej Pavelec

**June 25, 1997:** The NHL awarded the City of Atlanta an expansion franchise to begin play in 1999-2000.

**Feb. 16, 1998:** "Atlanta Thrashers" announced as official team name. Former AOL Time Warner Vice Chairman and Turner Broadcasting System, Inc., founder, R.E. "Ted" Turner, named the team after the State Bird of Georgia, the Brown Thrasher.

**April 23, 1998:** Unveiled official team logo in an NHL-first live Internet launch that occurred simultaneously in front of a large crowd at the CNN Center atrium in Atlanta.

**June 23, 1998:** Don Waddell named the organization's first general manager.

**March 27, 1999:** Unveiled official home team jersey in front of several thousand fans at Centennial Olympic Park in Atlanta.

**June 25, 1999:** Team took part in the 1999 NHL Expansion Draft at the FleetCenter in Boston and unveiled its 1999-2000 Inaugural Season logo as part of draft weekend festivities.

**June 26, 1999:** Acquired No. 1 overall pick in the 1999 NHL Entry Draft from Vancouver and selected Patrik Stefan, making him the first player drafted by the organization.

**July 14, 1999:** Hired Curt Fraser as first head coach in franchise history.

**Sept. 18, 1999:** In the first event at Philips Arena, the Thrashers lost to the New York Rangers 3-2 in OT in preseason action.

**Sept. 28, 1999:** Kelly Buchberger named first captain in Thrashers history.

**Oct. 2, 1999:** Thrashers opened their 1999-2000 Inaugural Season before a sold-out crowd of 18,545 at Philips Arena with a 4-1 loss to New Jersey. Kelly Buchberger scored the first goal in franchise history at 11:26 of the second period.

**Oct. 14, 1999:** Damian Rhodes posted the first shutout in Thrashers history as the team won 2-0 at the New York Islanders for the franchise's first victory.

**Oct. 26, 1999:** The Thrashers defeated the Calgary Flames 2-1 at Philips Arena for their first home win

**Nov. 22, 1999:** Dean Sylvester became the first Thrasher to record a hat trick during a 6-3 victory vs. Vancouver at Philips Arena.

**Feb. 6, 2000:** Defenseman Petr Buzek played for the World Team at 50th NHL All-Star Game at Toronto and became Thrashers' first NHL All-Star.

**April 10, 2001:** Won the NHL Entry Draft Drawing to earn the first overall pick at the 2001 NHL Entry Draft.

**June 24, 2001:** Selected Ilya Kovalchuk with the first overall pick in the 2001 NHL Entry Draft to make him the first Russian player selected first in an NHL draft.

**June 20, 2002:** Dany Heatley named as recipient of the 2001-02 Calder Memorial Trophy as the NHL's Rookie of the Year. Heatley and Ilya Kovalchuk named to the 2001-02 NHL's All-Rookie Team.

**Dec. 26 & 27, 2002:** Vice President and General Manager Don Waddell dismissed Head Coach Curt Fraser. Waddell steps behind Thrashers bench as interim head coach for 10 games.

**Jan. 14, 2003:** Hired Bob Hartley as second head coach in team history. Hartley coached first game with Thrashers on Jan. 15 with a 1-0 victory over Montreal at Philips Arena.

**Feb. 2, 2003:** Dany Heatley honoured with NHL All-Star MVP Award after tallying four goals in 53rd annual NHL All-Star game.

**Feb. 5, 2004:** The announcement is made by Thrashers General Manager Don Waddell and the National Hockey League that the Thrashers and the City of Atlanta will host the 2005 NHL All-Star Weekend, at Philips Arena. The game was cancelled due to the NHL's 2004-05 work stoppage.

**March 31, 2004:** Announcement of the sale of the Thrashers, along with the NBA's Hawks and operating rights to Philips Arena, to Atlanta Spirit, LLC from Turner Broadcasting System, Inc.

**April 15, 2006:** It is announced that Atlanta has been awarded the 2008 NHL All-Star Game.

**April 12, 2007:** The Thrashers make their playoff debut, hosting the New York Rangers in Game One of the Eastern Conference Quarterfinals at Philips Arena in front of a sold-out crowd. The Thrashers lost the game, 4-3.

**Oct. 17, 2007:** Head Coach Bob Hartley is relieved of duties. Executive Vice President and General Manager Don Waddell takes over as head coach for the remainder of the season.

## JETS TEAM HISTORY FRANCHISE TIMELINE

**Jan. 26-27, 2008:** Atlanta hosts the 2008 NHL All-Star Weekend at Philips Arena, including the SuperSkills Competition and the 56th NHL All-Star Game at Philips Arena. The Eastern Conference, with Thrashers Ilya Kovalchuk and Marian Hossa, defeats the Western Conference by a 8-7 score. Carolina's Eric Staal named All-Star Game MVP.

**June 20, 2008:** John Anderson named the fourth head coach in team history.

**Jan. 11, 2009:** Ilya Kovalchuk named Team Captain.

**April 14, 2010:** Head Coach John Anderson is relieved of duties as well as Assistant Coaches Randy Cunneynworth, Todd Nelson, and Steve Weeks. Rick Dudley is promoted to general manager and Don Waddell is promoted to team president.

**June 24, 2010:** Craig Ramsay named the fifth head coach in team history.

**Nov. 18, 2010:** Andrew Ladd named the eighth team captain in franchise history.

**April 10, 2011:** The Thrashers play in what would turn out to be their final game in Atlanta, losing 5-2 to the Pittsburgh Penguins.

**May 31, 2011:** True North Sports & Entertainment, along with NHL Commissioner Gary Bettman, announce the sale of the Atlanta Thrashers and relocation to Winnipeg pending approval by the NHL's Board of Governors. True North also announces the launch of the 'Drive to 13' Season Ticket Drive.

**June 2, 2011:** Drive to 13 sales commence as True North begins to take deposits on tickets for the 2011-12 NHL season.

**June 5, 2011:** True North reaches their goal of selling 13,000 season tickets as the general sale portion of the Drive to 13 lasts two minutes.

**June 8, 2011:** Kevin Cheveldayoff is hired as General Manager of the team, while Craig Heisinger takes on the role of Assistant General Manager and Director of Hockey Operations.

**June 24, 2011:** Claude Noel is hired as the first head coach of Winnipeg's NHL franchise. Noel had coached the AHL's Manitoba Moose in Winnipeg during the 2010-11 season.

**June 24, 2011:** Prior to making the seventh overall selection in the NHL Entry Draft in St. Paul, MN, True North Chairman Mark Chipman announces the franchise will officially be known as the Winnipeg Jets.

**June 24, 2011:** On behalf of the Winnipeg Jets, Kevin Cheveldayoff selects Mark Scheifele seventh overall with the first pick in the team's history.

**July 22, 2011:** Winnipeg Jets unveil their new logo to the public. Jets also release the first selection of official merchandise at Jets Gear, the authentic team store located at MTS Centre.

**Sept. 6, 2011:** Winnipeg Jets officially unveil their jerseys in a ceremony at 17 Wing Winnipeg.

**Sept. 20, 2011:** Winnipeg Jets play their first game versus the Columbus Blue Jackets in a preseason split-squad format. The Blue Jackets win 5-1 at Nationwide Arena while the Jets won 6-1 in front of a sold out crowd in Winnipeg at MTS Centre.

**Oct. 9, 2011:** Winnipeg Jets host the Montreal Canadiens at MTS Centre in their first regular season game with the visiting Canadiens winning by a 5-1 score. Nik Antropov scores the first Winnipeg Jets goal at 2:27 of the third period.

**Oct. 17, 2011:** Winnipeg Jets capture their first regular season win by defeating the visiting Pittsburgh Penguins at MTS Centre by a 2-1 score.

**Oct. 27, 2011:** In the highest scoring game in franchise history, the Winnipeg Jets earn their first ever road win by a 9-8 score in Philadelphia. The Jets and Flyers combine for 17 goals, which marks the highest goal total in the NHL since the 1995-96 season.

**Dec. 31, 2011:** Winnipeg Jets end the month of December with a 3-2 win over the Toronto Maple Leafs on New Year's Eve. The win gives Winnipeg a record of 10-3-1 through December, which stands as the best monthly record in franchise history.

**April 7, 2012:** Winnipeg Jets conclude their first regular season with a 4-3 overtime loss to the Tampa Bay Lightning. The Jets end the 2011-12 regular season with a record of 37-35-10.

**Aug. 2, 2012:** Larry Simmons is appointed to the position of Assistant General Manager. Simmons previously served the franchise for 12 seasons in Atlanta and Winnipeg.

### PLAYOFF RESULTS

#### 2007 EASTERN CONFERENCE QUARTERFINALS

GM	DATE	OPPONENT	RESULT	GWG	GOALTENDERS	ATTEN.	
1	4/12	NY Rangers	L	3-4	Nylander	Lehtonen/Lundqvist	18,857
2	4/14	NY Rangers	L	1-2	Shanahan	Hedberg/Lundqvist	18,803
3	4/17	at NY Rangers	L	0-7	Nylander	Lehtonen/Lundqvist	18,200
4	4/18	at NY Rangers	L	2-4	Cullen	Hedberg/Lundqvist	18,200

#### 2007 EASTERN CONFERENCE QUARTERFINALS

PLAYER	GP	ATOI	G	A	PTS	+/-	PIM	PP	SH	GW	S	PCTG
Keith Tkachuk	4	16:32	1	2	3	2	12	0	0	0	11	9.1
Pascal Dupuis	4	20:28	1	2	3	2	4	0	0	0	7	14.3
Ilya Kovalchuk	4	18:42	1	1	2	-1	19	0	0	0	12	8.3
Niclas Havelid	4	24:14	0	2	2	-5	0	0	0	0	4	0.0
Brad Larsen	4	16:56	0	2	2	1	0	0	0	0	4	0.0
Shane Hnidy	4	15:47	1	0	1	-1	0	0	0	0	4	25.0
Eric Belanger	4	16:47	1	0	1	-6	12	1	0	0	3	33.3
Greg de Vries	4	19:17	1	0	1	-2	4	0	0	0	5	20.0
Bobby Holik	4	15:23	0	1	1	0	0	0	0	0	12	0.0
Marian Hossa	4	18:55	0	1	1	-6	6	0	0	0	10	0.0
Andy Sutton	4	17:33	0	0	0	-2	10	0	0	0	4	0.0
Garnet Exelby	4	15:38	0	0	0	-1	6	0	0	0	3	0.0
Jon Sim	4	5:29	0	0	0	-1	0	0	0	0	2	0.0
Eric Boulton	4	5:03	0	0	0	-1	24	0	0	0	1	0.0
Alexei Zhitnik	4	25:20	0	0	0	-4	4	0	0	0	5	0.0
Vyacheslav Kozlov	4	17:33	0	0	0	-6	6	0	0	0	7	0.0
Scott Mellanby	4	13:33	0	0	0	-2	4	0	0	0	4	0.0
Jim Slater	4	5:10	0	0	0	-2	2	0	0	0	1	0.0

GOALTENDER	GP	W	L	EN	SO	GA	AVG.	SA	SV%	G	A	PIM	MINS
Johan Hedberg	2	0	2	0	69	5	2.56	64	.928	0	0	0	117:29
Kari Lehtonen	2	0	2	0	73	11	5.59	62	.849	0	0	0	118:04

### PLAYOFF FIRSTS

<b>Game:</b>	April 12, 2007 vs. NY Rangers (Eastern Conference Quarterfinals, Game One)
<b>Loss:</b>	April 12, 2007 vs. NY Rangers (ATL 3, NYR 4)
<b>Home Loss:</b>	April 12, 2007 vs. NY Rangers (ATL 3, NYR 4)
<b>Road Loss:</b>	April 17, 2007 at NY Rangers (ATL 0, NYR 7)
<b>Lineup:</b>	April 12, 2007 vs. NY Rangers Goalies: Kari Lehtonen and Johan Hedberg Defense: Garnet Exelby, Greg de Vries, Andy Sutton, Niclas Havelid, Shane Hnidy, Alexei Zhitnik Forwards: Keith Tkachuk, Pascal Dupuis, Slava Kozlov, Jon Sim, Bobby Holik, Ilya Kovalchuk, Marian Hossa, Scott Mellanby, Eric Belanger, Jim Slater, Brad Larsen, Eric Boulton
<b>Goal:</b>	Eric Belanger, at 19:01 of the 1st period, April 12, 2007 vs. NY Rangers
<b>Assists:</b>	Niclas Havelid and Keith Tkachuk, at 19:01 of the 1st period, April 12, 2007 vs. NY Rangers
<b>Power play goal:</b>	Eric Belanger, at 19:01 of the 1st period, April 12, 2007 vs. NY Rangers
<b>Penalty:</b>	Andy Sutton, at 16:31 of the 1st period, April 12, 2007 vs. NY Rangers
<b>Power play attempt:</b>	18:42 of the 1st period (Hooking on Michal Rozsival), April 12, 2007 vs. NY Rangers
<b>Multiple-assists game:</b>	Brad Larsen (2A), April 12, 2007 vs. NY Rangers
<b>Multiple-point game:</b>	Brad Larsen (2A), April 12, 2007 vs. NY Rangers
<b>Goalie loss:</b>	Kari Lehtonen, 4-3 April 12, 2007 vs. NY Rangers
<b>Goal allowed:</b>	Kari Lehtonen, by Jaromir Jagr at 12:50 of the 1st period, April 12, 2007 vs. NY Rangers

### TEAM RECORDS

Most wins, season:	-
Most wins, home, season:	-
Most wins, road, season:	-
Fewest wins, season:	-
Fewest wins, home, season:	-
Fewest wins, road, season:	-
<b>Goals</b>	
Most goals, season:	6, 2007
Most goals, series:	6, 2007 CQF vs. NY Rangers
Most goals, game:	3, 4/12/07 vs. NY Rangers
Most goals, home game:	3, 4/12/07 vs. NY Rangers
Most goals, road game:	2, 4/18/07 at NY Rangers
Most goals, one period:	1 (6x), last - 4/18/07 at NY Rangers (2nd Per.)
Most goals, first period:	1 (2x), last - 4/18/07 at NY Rangers
Most goals, second period:	1 (2x), last - 4/18/07 at NY Rangers
Most goals, third period:	1, 4/14/07 vs. NY Rangers
Most goals allowed, season:	17, 2007
Most goals allowed, series:	17, 2007 CQF vs. NY Rangers
Most goals allowed, game:	7, 4/17/07 at NY Rangers
Most goals allowed, home game:	4, 4/12/07 vs. NY Rangers
Most goals allowed, road game:	7, 4/17/07 at NY Rangers
Most goals allowed, one period:	3, 4/17/07 at NY Rangers (first period)
Most goals allowed, first period:	3, 4/17/07 at NY Rangers
Most goals allowed, second period:	2 (2x), last - 4/17/07 at NY Rangers
Most goals allowed, third period:	2 (2x), last - 4/18/07 at NY Rangers
Most goals, season, both teams:	23, 2007
Most goals, series, both teams:	23, 2007 CQF vs. NY Rangers
Most goals, game, both teams:	7 (2x), last - 4/17/07, Atlanta 0 at NY Rangers 7
Most goals, one period, both teams:	3 (2x), last - 4/17/07, Atlanta 0 at NY Rangers 3 (1st per.)
Most goals, first period, both teams:	3, 4/17/07, Atlanta 0 at NY Rangers 3
Most goals, second period, both teams:	3, 4/12/07, Atlanta 1 vs. New York Rangers 2
Most goals, third period, both teams:	2 (3x), last - 4/18/07, Atlanta 0 at NY Rangers 2
Most consecutive goals:	-
Most consecutive goals allowed:	7, 4/17/07 at NY Rangers
Largest margin of victory:	-
Largest margin of victory, home game:	-
Largest margin of victory, road game:	-
Largest margin of defeat:	7, 4/17/07 at New York Rangers (0-7)
Largest margin of defeat, home game:	1 (2x), last - 4/14/07 vs. New York Rangers (1-2)
Largest margin of defeat, road game:	7, 4/17/07 at New York Rangers (0-7)
<b>Power Play</b>	
Most power play goals, season:	1, 2007
Most power play goals, series:	1, 2007 CQF vs. NY Rangers
Most power play goals, game:	1, 4/12/07 vs. NY Rangers
Most power play goals, one period:	1, 4/12/07 vs. NY Rangers (1st Per.)
Most power play goals, first period:	1, 4/12/07 vs. NY Rangers
Most power play goals, second period:	-
Most power play goals, third period:	-
Most power play chances, game:	6, 4/14/07 vs. NY Rangers
Most power play chances, home game:	6, 4/14/07 vs. NY Rangers
Most power play chances, road game:	5, 4/17/07 at NY Rangers
Most power play chances without a goal, game:	6, 4/14/07 vs. NY Rangers
Most power play goals allowed, season:	5, 2007
Most power play goals allowed, series:	5, 2007 CQF vs. NY Rangers
Most power play goals allowed, game:	3, 4/17/07 at NY Rangers
Most power play goals allowed, one period:	2, 4/17/07 at NY Rangers (3rd Per.)

### Power Play (cont.)

Most power play goals allowed, first period:  
 Most power play goals allowed, second period:  
 Most power play goals allowed, third period:  
 Most power play chances allowed:  
 Most power play chances allowed, home game:  
 Most power play chances allowed, road game:

1 (2x), last - 4/18/07 at NY Rangers  
 1, 4/17/07 at NY Rangers  
 2, 4/17/07 at NY Rangers  
 9, 4/17/07 at NY Rangers  
 6, 4/14/07 vs. NY Rangers  
 9, 4/17/07 at NY Rangers

### Points

Most points, season:  
 Most points, series:  
 Most points, game:  
 Most points, home game:  
 Most points, road game:  
 Most points, one period:  
 Most points, first period:  
 Most points, second period:  
 Most points, third period:

17, 2007 (6G, 11A)  
 17, 2007 CQF vs. NY Rangers (6G, 11A)  
 9, 4/12/07 vs. NY Rangers (3G, 6A)  
 9, 4/12/07 vs. NY Rangers (3G, 6A)  
 6, 4/18/07 at NY Rangers (2G, 4A)  
 3 (5x), last - 4/18/07 at NY Rangers (1G, 2A - 3rd Per.)  
 3 (2x, last - 4/18/08 at NY Rangers (1G, 2A)  
 3 (2x), last - 4/18/07 at NY Rangers (1G, 2A)  
 3, 4/12/07 vs. NY Rangers (1G, 2A)

Most points allowed, season:  
 Most points allowed, series:  
 Most points allowed, game:  
 Most points allowed, home game:  
 Most points allowed, road game:  
 Most points allowed, period:

48, 2007 (17G, 31A)  
 48, 2007 CQF vs. NY Rangers (17G, 31A)  
 21, 4/17/07 at NY Rangers (7G, 14A)  
 12, 4/17/07 vs. NY Rangers (4G, 8A)  
 21, 4/17/07 at NY Rangers (7G, 14A)  
 9, 4/17/07 at NY Rangers (3G, 6A - 1st Per.)

Most points, series, both teams:  
 Most points, game, both teams:  
 Most points, home game, both teams:  
 Most points, road game, both teams:  
 Most points, one period, both teams:

65, 2007 CQF vs. NY Rangers  
 21 (2x), last - 4/17/07 at NY Rangers (7G, 14A)  
 21, 4/12/07 vs. NY Rangers (7G, 14A)  
 21, 4/17/07 at NY Rangers (7G, 14A)  
 9 (2x), last - 4/17/07 at NY Rangers (3G, 6A - 1st Per.)

### Assists

Most assists, season:  
 Most assists, series:  
 Most assists, game:  
 Most assists, home game:  
 Most assists, road game:  
 Most assists, one period:  
 Most assists, first period:  
 Most assists, second period:  
 Most assists, third period:  
 Most assists allowed, season:  
 Most assists allowed, series:  
 Most assists allowed, game:  
 Most assists allowed, home game:  
 Most assists allowed, road game:  
 Most assists allowed, one period:

11, 2007  
 11, 2007 CQF vs. NY Rangers  
 6, 4/12/07 vs. NY Rangers  
 6, 4/12/07 vs. NY Rangers  
 4, 4/18/07 at NY Rangers  
 2 (5x), last - 4/18/07 at NY Rangers (2nd Per.)  
 2 (2x), last - 4/18/07 at NY Rangers  
 2 (2x), last - 4/18/07 at NY Rangers  
 2, 4/12/07 vs. NY Rangers  
 31, 2007  
 31, 2007 CQF vs. NY Rangers  
 6, 4/12/07 vs. NY Rangers  
 6, 4/12/07 vs. NY Rangers  
 4, 4/18/07 at NY Rangers  
 2 (5x), last - 4/18/07 at NY Rangers (2nd Per.)

Most assists, series, both teams:  
 Most assists, game, both teams:  
 Most assists, home game, both teams:  
 Most assists, road game both teams:  
 Most assists, one period both teams:

42, 2007 CQF vs. NY Rangers  
 14 (2x), last - 4/17/07 at NY Rangers  
 14, 4/12/07 vs. NY Rangers  
 14, 4/17/07 at NY Rangers  
 6 (3x), last - 4/17/07 at NY Rangers (1st Per.)

### Shots

Most shots, season:  
 Most shot, series:  
 Most shots, game:  
 Most shots, home game:  
 Most shots, road game:  
 Most shots, one period:  
 Most shots, first period:

99, 2007  
 99, 2007 CQF vs. NY Rangers  
 28, 4/14/07 vs. NY Rangers  
 28, 4/14/07 vs. NY Rangers  
 26, 4/18/07 at NY Rangers  
 12, 4/14/07 vs. NY Rangers (3rd Per.)  
 10, 4/18/07 at NY Rangers



# JETS TEAM HISTORY

## PLAYOFF HISTORY

### Shots (cont.)

Most shots, second period:	11, 4/17/07 at NY Rangers
Most shots, third period:	12, 4/14/07 vs. NY Rangers
Most shots, overtime:	-

Most shots allowed, season:	143, 2007
Most shots allowed, series:	143, 2007 CQF vs. NY Rangers
Most shots allowed, game:	39, 4/14/07 vs. NY Rangers
Most shots allowed, home game:	39, 4/14/07 vs. NY Rangers
Most shots allowed, road game:	35, 4/17/07 at NY Rangers
Most shots allowed, one period:	17, 4/12/07 vs. NY Rangers (2nd Per.)
Most shots allowed, first period:	13 (2x), last - 4/17/07 at NY Rangers
Most shots allowed, second period:	17, 4/12/07 vs. NY Rangers
Most shots allowed, third period:	15, 4/14/07 vs. NY Rangers
Most shots allowed, overtime:	-

Most shots, series, both teams:	242, 2007 CQF vs. NY Rangers
Most shots, game, both teams:	67, 4/14/07 vs. NY Rangers (39, ATL 28, NYR 39)
Most shots, home game, both teams:	67, 4/14/07 vs. NY Rangers (ATL 28, NYR 39)
Most shots, road game, both teams:	57, 4/18/07 at NY Rangers (ATL 26, NYR 31)
Most shots, one period, both teams:	27 (2x), last - 4/14/07 vs. NY Rangers (ATL 12, NYR 15, 3rd Per.)
Most shots, first period, both teams:	21, 4/12/07 vs. NY Rangers (ATL 8, NYR 13)
Most shots, second period, both teams:	27, 4/12/07 vs. NY Rangers (ATL 10, NYR 17)
Most shots, third period, both teams:	27, 4/14/07 vs. NY Rangers (ATL 12, NYR 15)
Most shots, overtime, both teams:	-

Largest margin outshooting opponent, game:	-
Largest margin outshooting opponent, home game:	-
Largest margin outshooting opponent, road game:	-
Largest margin outshooting opponent, one period:	2, 4/18/07 at NY Rangers (ATL 10, NYR 8, 3rd Per.)

Largest margin outshot by opponent, game:	14 (2x), last - 4/17/07 at NY Rangers (ATL 21, NYR 35)
Largest margin outshot by opponent, home game:	14, 4/12/07 vs. NY Rangers (ATL 24, NYR 38)
Largest margin outshot by opponent, road game:	14, 4/17/07 at NY Rangers (ATL 21, NYR 35)
Largest margin outshot by opponent, one period:	7, 4/12/07 vs. NY Rangers (ATL 10, NYR 17, 2nd Per.)

Fewest shots, season:	99, 2007
Fewest shots, series:	99, 2007 CQF vs. NY Rangers
Fewest shots, game:	21, 4/17/07 at NY Rangers
Fewest shots, one period:	3, 4/17/07 at NY Rangers (3rd Per.)
Fewest shots, first period:	7, 4/17/07 at NY Rangers
Fewest shots, second period:	8, 4/14/07 vs. NY Rangers
Fewest shots, third period:	3, 4/17/07 at NY Rangers

Fewest shots allowed, season:	143, 2007
Fewest shots allowed, series:	143, 2007 CQF vs. NY Rangers
Fewest shots allowed, game:	31, 4/18/07 at NY Rangers
Fewest shots allowed, one period:	8 (2x), last - 4/18/07 at NY Rangers (1st Per.)
Fewest shots allowed, first period:	8, 4/18/07 at NY Rangers
Fewest shots allowed, second period:	11, 4/18/07 at NY Rangers
Fewest shots allowed, third period:	8, 4/12/07 vs. NY Rangers

Fewest shots, series, both teams:	56, 4/17/07 at NY Rangers (ATL 21, NYR 35)
Fewest shots, game, both teams:	12, 4/17/07 at NY Rangers (ATL 3, NYR 9, 3rd Per.)
Fewest shots, one period, both teams:	18 (2x), last - 4/18/07 at NY Rangers (ATL 10, NYR 8)
Fewest shots, first period, both teams:	21, 4/18/07 at NY Rangers (ATL 10, NYR 11)
Fewest shots, second period, both teams:	12, 4/17/07 at NY Rangers (ATL 3, NYR 9)
Fewest shots, third period, both teams:	

### Penalties

Most penalties, season:	36, 2007
Most penalties, series:	36, 2007 CQF vs. NY Rangers
Most penalties, game:	18, 4/17/07 at NY Rangers
Most penalties, period:	11, 4/17/07 at NY Rangers (3rd Per.)
Most penalties, series, opponent:	25, 2007 CQF vs. NY Rangers
Most penalties, game, opponent:	12, 4/17/07 at NY Rangers
Most penalties, period, opponent:	6, 4/17/07 at NY Rangers (3rd Per.)
Most penalties, series, both teams:	61, 2007 CQF vs. NY Rangers
Most penalties, game, both teams:	30, 4/17/07 at NY Rangers
Most penalties, period, both teams:	17, 4/17/07 at NY Rangers (ATL 11, NYR 6, 3rd Per.)
Most penalty minutes, season:	115, 2007
Most penalty minutes, series:	115, 2007 CQF vs. NY Rangers
Most penalty minutes, game:	79, 4/17/07 at NY Rangers
Most penalty minutes, period:	57, 4/17/07 at NY Rangers (3rd Per.)
Most penalty minutes, series, opponent:	77, 2007 CQF vs. NY Rangers
Most penalty minutes, game, opponent:	51, 4/17/07 at NY Rangers
Most penalty minutes, period, opponent:	31, 4/17/07 at NY Rangers (3rd Per.)
Most penalty minutes, series, both teams:	192, 2007 CQF vs. NY Rangers
Most penalty minutes, game, both teams:	130, 4/17/07 at NY Rangers
Most penalty minutes, period, both teams:	88, 4/17/07 at NY Rangers (3rd Per.)

## INDIVIDUAL RECORDS

### Goals

Most goals, career:	1, six players
Most goals, one season:	1, six players in 2007
Most goals, one series:	1, six players in 2007 CQF vs. NY Rangers
Most goals, one game:	1 (6x), last - Greg de Vries on 4/18/07 at NY Rangers
Most goals, one period:	1 (6x), last - Greg de Vries on 4/18/07 at NY Rangers (2nd Per.)

### Power Play Goals

Most power play goals, career:	1, Eric Belanger
Most power play goals, one season:	1, Eric Belanger in 2007
Most power play goals, one series:	1, Eric Belanger in 2007 CQF vs. NY Rangers
Most power play goals, one game:	1, Eric Belanger on 4/12/07 vs. NY Rangers
Most power play goals, one period:	-

### Shorthanded Goals

Most shorthanded goals, career:	-
Most shorthanded goals, one season:	-
Most shorthanded goals, one series:	-
Most shorthanded goals, one game:	-
Most shorthanded goals, one period:	-

### Assists

Most assists, career:	2, four players
Most assists, one season:	2, four players in 2007
Most assists, one series:	2, four players in 2007 CQF vs. NY Rangers
Most assists, one game:	2, Brad Larsen on 4/12/07 vs. NY Rangers
Most assists, one period:	1 (11x), last - Marian Hossa on 4/18/07 at NY Rangers (2nd Per.)

### Points

Most points, career:	3, Pascal Dupuis (1G, 2A), Keith Tkachuk (1G, 2A)
Most points, one season:	3, Pascal Dupuis (1G, 2A), Keith Tkachuk (1G, 2A) in 2007
Most points, one series:	3, Pascal Dupuis (1G, 2A), Keith Tkachuk (1G, 2A) in 2007 CQF vs. NYR
Most points, one game:	2 (2x), last - Pascal Dupuis, 4/12/07 vs. NY Rangers (1G, 1A)
Most points, one period:	1 (16x), last - 4/18/07 at NY Rangers (2nd Per.)

# JETS TEAM HISTORY

## PLAYOFF HISTORY

### Shots

Most shots, career:	12, Bobby Holik, Ilya Kovalchuk
Most shots, one season:	12, Ilya Kovalchuk, Bobby Holik in 2007
Most shots, one series:	12, Ilya Kovalchuk, Bobby Holik in 2007
Most shots, one game:	4 (4x), last - Ilya Kovalchuk on 4/18/07 at NY Rangers
Most shots, one period:	3 (2x), last - Ilya Kovalchuk on 4/18/07 at NY Rangers (3rd Per.)

### Penalty Minutes

Most penalty minutes, career:	24, Eric Boulton
Most penalty minutes, one season:	24, Eric Boulton in 2007
Most penalty minutes, one series:	24, Eric Boulton in 2007 CQF vs. NY Rangers
Most penalty minutes, game:	22, Eric Boulton on 4/17/07 at NY Rangers
Most penalty minutes, one period:	17, Ilya Kovalchuk on 4/17/07 at NY Rangers (2nd Per.)

### GOALTENDER RECORDS

#### Games Played

Most games played, career:	2, Kari Lehtonen, Johan Hedberg
Most games played, one season:	2, Kari Lehtonen, Johan Hedberg in 2007
Most games, one series:	2, Kari Lehtonen, Johan Hedberg in 2007 CQF vs. NY Rangers

#### Wins

Most wins, career:	-
Most wins, one season:	-
Most wins, one series:	-

#### Minutes

Most minutes, career:	118, Kari Lehtonen
Most minutes, one season:	118, Kari Lehtonen in 2007
Most minutes, one series:	118, Kari Lehtonen in 2007 CQF vs. NY Rangers

#### Shutouts

Most shutouts, career:	-
Most shutouts, season:	-
Most shutouts, series:	-
Longest shutout streak:	-

#### Saves/Saves/Goals Against

Most shots against, career:	73, Kari Lehtonen
Most shots against, season:	73, Kari Lehtonen in 2007
Most shots against, series:	73, Kari Lehtonen in 2007 CQF vs. NY Rangers
Most shots against, game:	39, Johan Hedberg on 4/14/07 vs. NY Rangers
Most shots against, period:	17, Kari Lehtonen on 4/12/07 vs. NY Rangers (2nd Per.)

#### Most saves, career:

Most saves, season:	64, Johan Hedberg
Most saves, series:	64, Johan Hedberg in 2007 CQF vs. NY Rangers
Most saves, game:	37, Johan Hedberg on 4/14/07 vs. NY Rangers
Most saves, period:	15, Kari Lehtonen on 4/12/07 vs. NY Rangers (2nd Per.)

#### Most goals against, career:

Most goals against, season:	11, Kari Lehtonen
Most goals against, series:	11, Kari Lehtonen in 2007
	11, Kari Lehtonen in 2007 CQF vs. NY Rangers

#### Highest save percentage, career:

Highest save percentage, season:	.928, Johan Hedberg
Highest save percentage, series:	.928, Johan Hedberg in 2007
	.928, Johan Hedberg in 2007 CQF vs. NY Rangers

#### Lowest goals-against average, career:

Lowest goals-against average, season:	2.56, Johan Hedberg
Lowest goals-against average, series:	2.56, Johan Hedberg in 2007
	2.56, Johan Hedberg in 2007 CQF vs. NY Rangers

# JETS TEAM HISTORY

## ALL-TIME PLAYER REGISTER

PLAYER	POS.	NO.	SEASON(S)	REGULAR SEASON					PLAYOFFS				
				GP	G	A	PTS	PIM	GP	G	A	PTS	PIM
Abid, Ramzi	LW	24	2005-06	6	0	2	2	6	-	-	-	-	-
Signed as a free agent on Aug. 8, 2005. Became a free agent on July 1, 2006.													
Adams, Bryan	LW	26	1999-00 to 2001-02	11	0	1	1	2	-	-	-	-	-
Signed as a free agent on July 1, 1999. Became a free agent on July 1, 2002.													
Afinogenov, Maxim	RW	61	2009-10	82	24	37	61	46	-	-	-	-	-
Signed as a free agent on September 17, 2009. Became a free agent on July 1, 2010.													
Antropov, Nik	C	80	2009-10 to Current	221	55	88	143	128	-	-	-	-	-
Signed as an unrestricted free agent on July 2, 2009.													
Armstrong, Colby	RW	19, 20	2007-08 to 2009-10	179	41	39	80	142	-	-	-	-	-
Acquired with Eric Christensen, the rights to Angelo Esposito and a first-round selection (Daultan Leveille) in the 2008 NHL Entry Draft from Pittsburgh for Marian Hossa and Pascal Dupuis on Feb. 26, 2008. Became a free agent on July 1, 2010													
Artyukhin, Evgeny	LW	76	2009-10	17	5	2	7	31	-	-	-	-	-
Acquired from Anaheim for Nathan Dystnick on March 1, 2010.													
Aubin, Serge	LW	10	2003-04 to 2005-06	140	17	32	49	152	-	-	-	-	-
Claimed from Colorado in NHL Waiver Draft on Oct. 3, 2003. Became a free agent on July 1, 2006.													
Audette, Donald	RW	28	1999-00 to 2000-01	78	39	43	82	76	-	-	-	-	-
Acquired from Los Angeles with Frantisek Kaberle for Kelly Buchberger and Nelson Emerson on Mar. 13, 2000. Traded to Buffalo for Kamil Piroos and a fourth-round draft selection (later traded to St. Louis, St. Louis selected Igor Vayev) in the 2001 NHL Entry Draft on Mar. 13, 2001.													
Barney, Scott	RW	47	2005-06	3	0	0	0	0	-	-	-	-	-
Signed as a free agent on Aug. 8, 2005. Became a free agent on July 1, 2006.													
Bartecko, Lubos	LW	18, 23	2001-02 to 2002-03	108	20	23	43	38	-	-	-	-	-
Acquired from St. Louis for a fourth-round selection (Igor Vayev) in the 2001 NHL Entry Draft on June 24, 2001. Became a free agent on July 1, 2003.													
Belanger, Eric	C	22	2006-07	24	9	6	15	12	4	1	0	1	12
Acquired from Nashville for Vitaly Vishnevski on Feb 10, 2007. Became a free agent on July 1, 2007.													
Bergfors, Niclas	LW	18	2009-10 to 2010-11	79	19	27	46	6	-	-	-	-	-
Acquired from New Jersey with Johnny Oduya and Patrice Cormier and a First- and Second-Round Selection in the 2010 NHL Draft (both picks were later traded to the Chicago Blackhawks for forwards Dustin Byfuglien, Ben Eager, Akim Aliu and defenseman Brent Sopel) from New Jersey in exchange for LW Ilya Kovalchuk, D Ansri Salmela and Second-Round Selection in the 2010 NHL Entry Draft on February 4, 2010. Traded to Florida with Patrick Rissmiller for Radek Dvorak on Feb. 28, 2011.													
Bertrand, Eric	LW	22	1999-00	8	0	0	0	4	-	-	-	-	-
Acquired from New Jersey with Wes Mason for Sylvain Cloutier and Jeff Williams on Nov. 1, 1999. Traded to Philadelphia for Brian Wiesenberg on Dec. 7, 1999.													
Blatney, Zdenek	LW	49	2003-04	20	3	0	3	6	-	-	-	-	-
Selected in the third round, 68th overall, in 1999 NHL Entry Draft. Became a free agent on July 1, 2004.													
Bogosian, Zach	D	4, 44	2008-09 to 2011-12	264	29	60	89	208	-	-	-	-	-
Selected in the first round, third overall, in the 2008 NHL Entry Draft.													
Bondra, Peter	RW	12	2005-06	60	21	18	39	40	-	-	-	-	-
Signed as a free agent on Sept. 18, 2005. Became a free agent on July 1, 2006.													
Botterill, Jason	LW	20, 18	1999-00	25	1	4	5	17	-	-	-	-	-
Acquired from Dallas for Jamie Pushor on July 15, 1999. Traded to Calgary with Darryl Shannon for Hnat Domenichelli and Omitri Vlasenkov on Feb. 11, 2000.													
Boulton, Eric	LW	36	2005-06 to 2010-11	377	22	34	56	639	4	0	0	0	24
Signed as a free agent on Aug. 8, 2005. Became a free agent on July 1, 2011.													
Brennan, Kip	LW	39	2003-04	5	0	0	0	17	-	-	-	-	-
Acquired from Los Angeles for Jeff Cowan on Mar. 9, 2004. Traded to Anaheim for Mark Popovic on Aug. 25, 2005.													
Brunette, Andrew	LW	15	1999-00	158	38	71	109	56	-	-	-	-	-
Acquired from Nashville for a fifth-round selection (Matt Hendricks) in the 2000 NHL Entry Draft on June 21, 1999. Became a free agent on July 1, 2001.													
Buchberger, Kelly	LW	16	1999-00	68	5	12	17	139	-	-	-	-	-
Selected from Edmonton in Expansion Draft on June 25, 1999. Traded to Los Angeles with Nelson Emerson for Donald Audette and Frantisek Kaberle on Mar. 13, 2000.													
Burmistrov, Alexander	C	8	2010-11 to Current	150	19	29	48	55	-	-	-	-	-
Selected in first round, eighth overall, in 2010 NHL Entry Draft.													
Burt, Adam	D	7	2000-01	27	0	2	2	27	-	-	-	-	-
Signed as a free agent on July 14, 2000. Retired following 2001-02 season.													
Butsayev, Yuri	RW	10	2001-02	24	4	0	4	12	-	-	-	-	-
Acquired from Detroit with a third-round selection (later traded to Columbus, Columbus selected Jeff Genov) in the 2002 NHL Entry Draft for Jiri Slegr on Mar. 19, 2002. Became a free agent on July 1, 2003.													
Buzek, Petr	D	2	1999-00 to 2001-02	77	5	14	19	62	-	-	-	-	-
Selected from Dallas in Expansion Draft on June 25, 1999. Traded to Calgary with a sixth-round selection (Adam Pardy) in the 2004 NHL Entry Draft for Jeff Cowan and Kurtis Foster on Dec. 18, 2001.													
Byfuglien, Dustin	D	33	2010-11 to Current	147	32	74	106	165	-	-	-	-	-
Acquired from Chicago with Akim Aliu, Ben Eager, and Brent Sopel for Jeremy Morin, Joey Crabb, Marty Reasoner and a first-round pick (Kevin Hayes) and second-round pick (Justin Holl) in the 2010 NHL Entry Draft.													
Chelios, Chris	D	24	2009-10	7	0	0	0	0	-	-	-	-	-
Signed as an unrestricted free agent on Mar. 2, 2010. Became a free agent on July 1, 2010.													
Christensen, Erik	C	9	2007-08 to 2008-09	57	7	16	23	16	-	-	-	-	-
Acquired with Colby Armstrong, the rights to Angelo Esposito and a first-round selection (Daultan Leveille) in the 2008 NHL Entry Draft from Pittsburgh for Marian Hossa and Pascal Dupuis on Feb. 26, 2008. Traded to Anaheim for the rights to Eric O'Dell on March 4, 2009.													
Clark, Brett	D	23	1999-00 to 2001-02	44	1	3	4	18	-	-	-	-	-
Selected from Montreal in Expansion Draft on June 25, 1999. Traded to Colorado for Frederic Cassivi on Jan. 24, 2002.													
Clitsome, Grant	D	24	2011-12 to Current	12	0	3	3	8	-	-	-	-	-
Claimed off waivers from Columbus on Feb. 27, 2012.													

# JETS TEAM HISTORY

## ALL-TIME PLAYER REGISTER

PLAYER	POS.	NO.	SEASON(S)	REGULAR SEASON					PLAYOFFS				
				GP	G	A	PTS	PIM	GP	G	A	PTS	PIM
<b>Coburn, Braydon</b>	D	38	2005-06 to 2006-07	38	0	5	5	34	-	-	-	-	-
Selected in first round, eighth overall, in 2003 NHL Entry Draft. Traded to Philadelphia for Alexei Zhitnik on Feb. 24, 2007.													
<b>Corkum, Bob</b>	C	27	2001-02	65	3	4	7	16	-	-	-	-	-
Signed as an unrestricted free agent on July 16, 2001. Traded to Buffalo for a fifth-round selection (Paul Flache) in the 2002 NHL Entry Draft on Mar. 19, 2002.													
<b>Cormier, Patrice</b>	C	45, 28	2010-11 to Current	30	1	1	2	4	-	-	-	-	-
Acquired from New Jersey with Nicolas Bergfors and Johnny Oduya and a First- and Second-Round Selection in the 2010 NHL Draft (both picks were later traded to the Chicago Blackhawks for forwards Dustin Byfuglien, Ben Eager, Akim Aliu and defenseman Brent Sopel) from New Jersey in exchange for LW Ilya Kovalchuk, D Anssi Salmela and Second-Round Selection in the 2010 NHL Entry Draft on February 4, 2010.													
<b>Corso, Daniel</b>	C	41	2003-04	7	0	1	1	0	-	-	-	-	-
Acquired from Ottawa for Brad Tapper on Jan. 6, 2004. Became a free agent on July 1, 2004.													
<b>Cowan, Jeff</b>	LW	16	2001-02 to 2003-04	162	16	21	37	233	-	-	-	-	-
Acquired from Calgary with Kurtis Foster for Petr Buzek and a sixth-round selection (Adam Pardy) in the 2004 NHL Entry Draft on Dec. 18, 2001. Traded to Los Angeles for Kip Brennan on Mar. 9, 2004.													
<b>Crabb, Joey</b>	RW	42	2008-09 to 2009-10	29	4	5	9	28	-	-	-	-	-
Signed as an unrestricted free agent on Aug. 31, 2006. Traded to the Chicago Blackhawks with Marty Reasoner and Jeremy Morin and a first and second round pick in exchange for Dustin Byfuglien, Ben Eager, Brent Sopel and Akim Aliu.													
<b>Dawes, Nigel</b>	RW	26	2010-11 to current	23	7	10	17	14	-	-	-	-	-
Signed as an unrestricted free agent on Sept. 13, 2010. Traded to Montreal with Brent Sopel for Ben Maxwell and a fourth-round pick (traded back to Montreal, Montreal selected Oliver Archambault) in the 2011 NHL Entry Draft on Feb. 24, 2011.													
<b>Dean, Kevin</b>	D	28	1999-00	23	1	0	1	14	-	-	-	-	-
Selected from New Jersey in Expansion Draft on June 25, 1999. Traded to Dallas for a ninth-round selection (Mark McRae) in the 2000 NHL Entry Draft on Dec. 15, 1999.													
<b>De Vries, Greg</b>	D	7	2005-06 to 2006-07	164	10	49	59	142	4	1	0	1	4
Acquired from Ottawa with Marian Hossa for Dany Heatley on Aug. 23, 2005. Became a free agent on July 1, 2007.													
<b>DiPenta, Joe</b>	D	50	2002-03	3	1	1	2	0	-	-	-	-	-
Acquired from Philadelphia for Jarrod Skalde on Mar. 4, 2002. Became a free agent on July 1, 2003.													
<b>Doell, Kevin</b>	C	45	2007-08	8	0	1	1	4	-	-	-	-	-
Signed as a free agent on June 30, 2004. Became a free agent on July 1, 2008.													
<b>Domenichelli, Hnat</b>	LW	9	1999-00 to 2001-02	130	29	32	61	56	-	-	-	-	-
Acquired from Calgary with Dmitri Vlasenkov for Darryl Shannon and Jason Botterill on Feb. 11, 2000. Traded to Minnesota for Andy Sutton on Jan. 22, 2002.													
<b>Donovan, Shean</b>	RW	12, 22	1999-00 to 2001-02	144	22	24	46	105	-	-	-	-	-
Acquired from Colorado for Rick Tabaracci on Dec. 8, 1999. Claimed on waivers by Pittsburgh on Mar. 15, 2002.													
<b>Dupuis, Pascal</b>	RW	9	2006-07 to 2007-08	79	13	7	20	28	4	1	2	3	4
Acquired from NY Rangers with a third-round selection (later traded to Pittsburgh, Pittsburgh selected Robert Bortuzzo) in the 2007 Entry Draft for Alex Bourret. Traded to Pittsburgh with Marian Hossa for Colby Armstrong, Erik Christensen, the rights to Angelo Esposito and a first-round selection (Daultan Leveille) in the 2008 NHL Entry Draft on Feb. 26, 2008.													
<b>Dvorak, Radek</b>	RW	20	2010-11	13	0	1	1	4	-	-	-	-	-
Acquired from Florida for Nicolas Bergfors and Patrick Rissmiller on Feb. 28, 2011. Became a free agent on July 1, 2011.													
<b>Eager, Ben</b>	LW	21	2010-11	34	3	7	10	77	-	-	-	-	-
Acquired from Chicago with Dustin Byfuglien, Akim Aliu, and Brent Sopel for Jeremy Morin, Joey Crabb, Marty Reasoner and a first-round pick (Kevin Hayes) and second-round pick (Justin Holl) in the 2010 NHL Entry Draft. Traded to San Jose for a fifth-round draft selection (Austen Brassard) in the 2011 NHL Entry Draft on Jan. 18, 2011.													
<b>Emerson, Nelson</b>	RW	19	1999-00	58	14	19	33	47	-	-	-	-	-
Signed as an unrestricted free agent on Aug. 3, 1999. Traded to Los Angeles with Kelly Buchberger for Donald Audette and Frantisek Kaberle on Mar. 13, 2000.													
<b>Enstrom, Toby</b>	D	39	2007-08 to Current	380	32	172	204	216	-	-	-	-	-
Selected in the eighth round, 239th overall, in the 2003 NHL Entry Draft.													
<b>Exelby, Garnet</b>	D	2	2002-03 to 2008-09	357	6	40	46	511	4	0	0	0	6
Selected in the eighth round, 217th overall, in the 1999 NHL Entry Draft. Traded to Toronto with Colin Stuart for Pavel Kubina and Tim Stapleton on July 1, 2009.													
<b>Farkas, Jeff</b>	RW	28	2002-03	3	0	0	0	0	-	-	-	-	-
Acquired from Vancouver for Chris Herperger and Chris Nielsen on Jan. 20, 2003. Retired following the 2002-03 season.													
<b>Fata, Rico</b>	C	14	2005-06	6	0	1	1	4	-	-	-	-	-
Claimed on waivers from Pittsburgh on Jan. 31, 2006. Claimed on waivers by Washington on March 9, 2006.													
<b>Fehr, Eric</b>	RW	17	2011-12	35	2	1	3	12	-	-	-	-	-
Acquired from Washington for Danick Paquette and a fourth-round selection (Thomas DiPail) in the 2012 NHL Entry Draft on July 8, 2011.													
<b>Ferraro, Ray</b>	C	21	1999-00 to 2001-02	223	56	91	147	245	-	-	-	-	-
Signed as an unrestricted free agent on Aug. 9, 1999. Traded to St. Louis for a fifth-round selection (later traded to Florida, Florida selected Vince Bellissimo) in the 2002 NHL Entry Draft on Mar. 18, 2002.													
<b>Festerling, Brett</b>	D	53	2011-12	5	0	0	0	2	-	-	-	-	-
Signed as an unrestricted free agent on Aug. 9, 1999.													
<b>Flood, Mark</b>	D	36	2011-12	33	3	4	7	10	-	-	-	-	-
Signed as an unrestricted free agent on July 3, 2011.													
<b>Foster, Kurtis</b>	D	47	2002-03 to 2003-04	5	0	1	1	0	-	-	-	-	-
Acquired from Calgary with Jeff Cowan for Petr Buzek and a sixth-round selection (Jeff Pardy) in the 2004 NHL Entry Draft on Dec. 18, 2001. Traded to Anaheim for Nicolas Havelid on June 26, 2004.													
<b>Gagnon, Aaron</b>	C	21	2011-12	7	0	0	0	0	-	-	-	-	-
Signed as an unrestricted free agent on July 4, 2011.													
<b>Galanov, Maxim</b>	D	33	1999-00	40	4	3	7	20	-	-	-	-	-
Selected from Pittsburgh in Expansion Draft on June 25, 1999. Became a free agent on July 1, 2000.													

# JETS TEAM HISTORY

## ALL-TIME PLAYER REGISTER

PLAYER	POS.	NO.	SEASON(S)	REGULAR SEASON						PLAYOFFS				
				GP	G	A	PTS	PIM	GP	G	A	PTS	PIM	
Gamache, Simon	LW	41	2002-03 to 2003-04	4	0	1	1	2	-	-	-	-	-	
Selected in ninth round, 290th overall, in the 2000 NHL Entry Draft. Traded to Nashville with Kirill Safronov for Tomas Kloucek and Ben Simon on Dec. 2, 2003.														
Garpenlov, Johan	LW	29	1999-00	73	2	14	16	31	-	-	-	-	-	
Selected from Florida in Expansion Draft on June 25, 1999. Became a free agent on July 1, 2000.														
Glass, Tanner	LW	15	2011-12	78	5	11	16	73	-	-	-	-	-	
Signed as an unrestricted free agent on July 1, 2011.														
Grand-Pierre, J-Luc	D	39	2003-04	27	2	2	4	26	-	-	-	-	-	
Acquired from Columbus for future considerations on Dec. 31, 2003. Claimed on waivers by Washington on Mar. 9, 2004.														
Guolla, Steve	C	12	1999-00 to 2000-01	83	16	25	41	27	-	-	-	-	-	
Claimed on waivers from Tampa Bay on Mar. 1, 2000. Became a free agent on July 1, 2001.														
Hainsey, Ron	D	6	2008-09 to Current	299	14	80	94	118	-	-	-	-	-	
Signed as an unrestricted free agent on July 2, 2008.														
Hamel, Denis	LW	12	2006-07	3	1	0	1	0	-	-	-	-	-	
Claimed on waivers from Ottawa on Feb. 10, 2007. Claimed on waivers by Philadelphia on Feb. 27, 2007.														
Harlock, David	D	6	1999-00 to 2001-02	128	0	8	8	116	-	-	-	-	-	
Selected from the NY Islanders in Expansion Draft on June 25, 1999. Traded to Philadelphia with a third-round selection (Tyler Redenbach) and a seventh-round selection (Joe Pavelski) in the 2002 NHL Entry Draft for Francis Lessard on Mar. 15, 2002.														
Hartigan, Mark	C	9, 3	2002-03	23	5	2	7	8	-	-	-	-	-	
Signed as an unrestricted free agent on March 27, 2002. Had his contract bought out following 2002-03 season.														
Havelid, Niclas	D	28	2005-06 to 2008-09	303	10	72	82	184	4	0	2	2	0	
Acquired from Anaheim for Kurtis Foster on June 26, 2004. Traded to New Jersey with Myles Soezes for Anssi Salmela on March 2, 2009.														
Haydar, Darren	RW	38	2006-07 to 2007-08	20	1	7	8	2	-	-	-	-	-	
Signed as an unrestricted free agent on July 4, 2006. Became a free agent on July 1, 2008.														
Heatley, Dany	RW	15	2001-02 to 2003-04	190	80	101	181	132	-	-	-	-	-	
Selected in first round, second overall, in the 2000 NHL Entry Draft. Traded to Ottawa for Greg de Vries and Marian Hossa on Aug. 23, 2005.														
Heins, Shawn	D	6	2003-04	17	0	4	4	16	-	-	-	-	-	
Signed as an unrestricted free agent on Sept. 10, 2003. Claimed on waivers by the NY Rangers on Sept. 30, 2003.														
Claimed from the NY Rangers in NHL Waiver Draft on Oct. 3, 2003. Became a free agent on July 1, 2004.														
Herperger, Chris	LW	7	2002-03	27	4	1	5	7	-	-	-	-	-	
Signed as a free agent on July 31, 2002. Traded to Vancouver with Chris Nielsen for Jeff Farkas on Jan. 20, 2003.														
Hnidy, Shane	D	34	2005-06 to 2006-07	138	5	10	15	99	4	1	0	1	0	
Acquired from Nashville for a fourth-round selection (Niko Snellman) in the 2006 NHL Entry Draft on July 30, 2005. Became a free agent on July 1, 2007.														
Holik, Bobby	C	16	2005-06 to 2007-08	228	41	55	96	255	4	0	1	1	0	
Signed as a free agent on Aug. 2, 2005. Became a free agent on July 1, 2008.														
Hossa, Marian	RW	18	2005-06 to 2007-08	222	108	140	248	172	-	-	-	-	6	
Acquired with Greg de Vries from Ottawa for Dany Heatley on Aug. 23, 2005. Traded to Pittsburgh with Pascal Dupuis for Colby Armstrong, Erik Christensen, the rights to Angelo Esposito and a first-round selection (Daultan Leveille) in the 2008 NHL Entry Draft on Feb. 26, 2008.														
Hordichuk, Darcy	LW	10, 29	2000-01 to 2001-02	44	1	1	2	165	-	-	-	-	-	
Selected in the 6th round, 180th overall, in the 2000 NHL Entry Draft. Traded to Phoenix with a fourth-round selection (Lance Monych) and a fifth-round selection (John Zeiler) in the 2002 NHL Entry Draft for Kirill Safronov, Ruslan Zainullin and a fourth-round selection (Pat Dwyer) in the 2002 NHL Entry Draft on Mar. 19, 2002.														
Hrkac, Tony	C	12	2001-02 to 2002-03	160	27	43	70	26	-	-	-	-	-	
Signed as an unrestricted free agent on July 16, 2001. Became a free agent on July 1, 2003.														
Jaffray, Jason	LW	41	2011-12	13	0	1	1	7	-	-	-	-	-	
Signed as an unrestricted free agent on July 18, 2011.														
Johnson, Matt	LW	17	1999-00	64	2	5	7	144	-	-	-	-	-	
Selected from Los Angeles in Expansion Draft on June 25, 1999. Traded to Minnesota for a third-round selection (later traded to Pittsburgh then to Dallas, Dallas selected Yared Hagos) in the 2001 NHL Entry Draft on Sept. 29, 2001.														
Jones, Randy	D	12	2011-12	39	1	1	2	8	-	-	-	-	-	
Signed as an unrestricted free agent on July 2, 2011.														
Joseph, Chris	D	3	2000-01	19	0	3	3	20	-	-	-	-	-	
Claimed on waivers from Phoenix. Became a free agent on July 1, 2001.														
Kaberle, Frantisek	D	8	1999-00 to 2003-04	272	20	82	102	110	-	-	-	-	-	
Acquired from Los Angeles with Donald Audette for Kelly Buchberger and Nelson Emerson on Mar. 13, 2000. Became a free agent on July 1, 2004.														
Kallio, Tomi	RW	14	2000-01 to 2002-03	121	22	29	51	38	-	-	-	-	-	
Selected from Colorado in the Expansion Draft on June 25, 1999. Traded to Columbus with Pauli Levokari for Chris Nielsen and Petteri Nummelin on Dec. 2, 2002.														
Kane, Evander	LW	9	2009-10 to Current	213	63	63	126	183	-	-	-	-	-	
Selected in the first round, fourth overall, in the 2009 NHL Entry Draft.														
Kapanen, Niko	C	39	2006-07	60	4	9	13	20	-	-	-	-	-	
Acquired from Dallas with a seventh-round selection (Will O'Neill) in the 2006 NHL Entry Draft for Patrik Stefan and Jaroslav Modry on June 24, 2006.														
Claimed on waivers by Phoenix on Feb. 27, 2007.														
Karlsson, Andreas	C	24	1999-00 to 2001-02	154	11	27	38	50	-	-	-	-	-	
Acquired from Calgary for future considerations on June 25, 1999. Became a free agent on July 1, 2002.														
Kinnear, Gordie	D	28	1999-00	4	0	0	0	13	-	-	-	-	-	
Signed as an unrestricted free agent on Aug. 12, 1999. Traded to New Jersey for future considerations on Nov. 6, 2000.														
Klee, Ken	D	22	2007-08	72	1	9	10	60	-	-	-	-	-	
Signed as an unrestricted free agent on July 2, 2007. Traded to Anaheim with Brad Larsen and Chad Painchaud for Mathieu Schneider on Sept. 26, 2008														
Klingberg, Carl	D	48	2010-11 to Current	7	0	0	0	4	-	-	-	-	-	
Selected in the second round, 34th overall, in the 2009 NHL Entry Draft.														

# JETS TEAM HISTORY

## ALL-TIME PLAYER REGISTER

PLAYER	POS.	NO.	SEASON(S)	REGULAR SEASON					PLAYOFFS				
				GP	G	A	PTS	PIM	GP	G	A	PTS	PIM
<b>Kloucek, Tomas</b>	D	5	2003-04 to 2005-06	38	0	0	0	27	-	-	-	-	-
Acquired from Nashville with Ben Simon for Simon Gamache and Kirill Safronov on Dec. 2, 2003. Became a free agent on July 1, 2006.													
<b>Kohn, Ladislav</b>	LW	17	2000-01	26	3	4	7	44	-	-	-	-	-
Acquired from Anaheim for Sergei Vyshedkevich and Scott Langkow on Feb. 9, 2001. Became a free agent on July 1, 2001.													
<b>Kovalchuk, Ilya</b>	LW	17	2001-02 to 2009-10	594	328	287	615	429	4	1	1	2	19
Selected in the first round, first overall, in the 2001 NHL Entry Draft. Traded to New Jersey with Anssi Salmela on February 4, 2010 in exchange for Johnny Oduya, Patrice Cormier and Nicolas Bergfors and a First- and Second-Round Selection in the 2010 NHL Draft (both picks were later traded to the Chicago Blackhawks for forwards Dustin Byfuglien, Ben Eager, Akim Aliu and defenseman Brent Sopel).													
<b>Kozlov, Vyacheslav</b>	LW	13	2002-03 to 2009-10	537	145	271	416	312	4	0	0	0	6
Acquired from Buffalo with a second-round selection (later traded to Columbus, Columbus selected Joakim Lindström) in the 2002 NHL Entry Draft for a second-round selection (Jeff Deslauriers) and a third-round selection (John Adams) in the 2002 NHL Entry Draft on June 22, 2002. Became a free agent on July 1, 2010.													
<b>Krog, Jason</b>	C	10	2006-07 to Current	14	1	2	3	10	-	-	-	-	-
Signed as a free agent on July 4, 2006. Became a free agent on July 1, 2008. Signed as an unrestricted free agent on July 6, 2009.													
<b>Krupp, Uwe</b>	D	44	2002-03	4	0	0	0	10	-	-	-	-	-
Signed as an unrestricted free agent on July 19, 2002. Retired following the 2002-03 season.													
<b>Kubina, Pavel</b>	D	77	2009-10	76	6	32	38	66	-	-	-	-	-
Acquired from Toronto for Garnet Exelby and Colin Stuart on July 1, 2009. Became a free agent on July 1, 2010.													
<b>Kulda, Arturs</b>	D	44	2009-10 to Current	15	0	2	2	8	-	-	-	-	-
Selected in the seventh round, 200th overall, in the 2003 NHL Entry Draft.													
<b>Kunitz, Chris</b>	LW	24	2005-06	2	0	0	0	2	-	-	-	-	-
Claimed on waivers from Anaheim on Oct. 4, 2005. Claimed on waivers by Anaheim on Oct. 18, 2005.													
<b>Kwiatkowski, Joel</b>	D	3	2007-08	18	0	5	5	20	-	-	-	-	-
Signed as an unrestricted free agent on Aug. 30, 2007. Became a free agent on July 1, 2008. Signed as a free agent on July 6, 2009.													
<b>Ladd, Andrew</b>	LW	16	2010-11 to Current	163	57	52	109	103	-	-	-	-	-
Acquired from Chicago for Ivan Vishnevskiy and a second-round selection (Adam Clendening) in the 2011 NHL Entry Draft on July 1, 2010.													
<b>Lambert, Denny</b>	LW	10, 27	1999-00 to 2000-01	140	6	13	19	434	-	-	-	-	-
Acquired from Nashville for Randy Robitaille on Aug. 16, 1999. Traded to Anaheim for future considerations on July 2, 2001.													
<b>Larsen, Brad</b>	LW	29	2003-04 to 2007-08	202	15	17	32	74	4	0	2	2	0
Claimed on waivers from Colorado on Feb. 25, 2004. Traded to Anaheim with Ken Klee and Chad Painchaud for Mathieu Schneider on Sept. 26, 2008.													
<b>LaVallee, Jordan</b>	LW	50	2007-08 to 2009-10	4	1	1	2	0	-	-	-	-	-
Selected in the fourth round, 113th overall, in the 2005 NHL Entry Draft. Traded to Columbus on October 8, 2009.													
<b>Lehman, Scott</b>	D	51	2008-09 to Current	1	0	0	0	0	-	-	-	-	-
Selected in the third round, 76th overall, in the 2004 NHL Entry Draft.													
<b>Lessard, Francis</b>	RW	20, 22	2001-02 to 2005-06	91	1	3	4	268	-	-	-	-	-
Acquired from Philadelphia for David Harlock and a second-round selection (Tyler Redenbach) and a seventh-round selection (Joe Pavelski) in the 2002 NHL Entry Draft on Mar. 15, 2002. Became a free agent on July 1, 2006.													
<b>Lewis, Grant</b>	D	38	2008-09	1	0	0	0	0	-	-	-	-	-
Selected in the second round, 40th overall, in the 2004 NHL Entry Draft. Traded for Ian McKenzie on September 1, 2010.													
<b>Lindsay, Bill</b>	LW	12	2003-04	24	0	0	0	25	-	-	-	-	-
Signed as an unrestricted free agent on Aug. 25, 2003.													
<b>Little, Bryan</b>	LW	10, 18	2007-08 to Current	356	92	103	195	121	-	-	-	-	-
Selected in the first round, 12th overall, in the 2006 NHL Entry Draft.													
<b>MacArthur, Clarke</b>	LW	41	2009-10	21	3	6	9	2	-	-	-	-	-
Acquired from Buffalo on March 3, 2010. Became a free agent on July 1, 2010.													
<b>Machacek, Spencer</b>	RW	46	2008-09 to Current	25	2	7	9	7	-	-	-	-	-
Selected in the third round, 67th overall, in the 2007 NHL Entry Draft.													
<b>MacKenzie, Derek</b>	C	23, 21	2001-02 to 2006-07	28	0	2	2	20	-	-	-	-	-
Selected in fifth round, 128th overall, in the 1999 NHL Entry Draft. Became a free agent on July 1, 2007.													
<b>MacLean, Brett</b>	LW	25	2011-12	5	0	2	2	2	-	-	-	-	-
Claimed off waivers from Phoenix on Oct. 6, 2011. Claimed on waivers by Phoenix on Oct. 29, 2011.													
<b>Majesky, Ivan</b>	D	23	2003-04	63	3	7	10	76	-	-	-	-	-
Acquired from Florida for a second-round selection (Kamil Kreps) in the 2003 NHL Entry Draft on June 21, 2003. Became a free agent on July 1, 2004.													
<b>Maxwell, Ben</b>	C	49	2010-11 to Current	27	2	6	8	11	-	-	-	-	-
Acquired from Montreal with a fourth-round pick (traded back to Montreal, Montreal selected Oliver Archambault) in the 2011 NHL Entry Draft for Nigel Dawes and Brent Sopel on Feb. 24, 2011. Claimed off waivers by Anaheim on Nov. 10, 2011. Claimed off waivers from Anaheim on Dec. 6, 2011.													
<b>McAlpine, Chris</b>	D	7	1999-00	3	0	0	0	2	-	-	-	-	-
Acquired from Tampa Bay for Mikko Kuparainen on Mar. 11, 2000. Became a free agent on July 1, 2000.													
<b>McArdle, Kenndal</b>	LW	23	2011-12	9	0	0	0	4	-	-	-	-	-
Acquired from Florida for Angelo Esposito on July 9, 2011.													
<b>McCarthy, Steve</b>	D	5	2005-06 to 2007-08	117	12	21	33	80	-	-	-	-	-
Acquired from Vancouver for a fourth-round selection (later traded back to Atlanta, Atlanta selected Niklas Lucenius) in the 2007 NHL Entry Draft on March 9, 2006. Became a free agent on July 1, 2008.													
<b>McEachern, Shawn</b>	RW	19	2002-03 to 2003-04	128	27	54	81	104	-	-	-	-	-
Acquired from Ottawa with a sixth-round selection (Dan Turple) in the 2004 NHL Entry Draft for Brian Pothier on June 29, 2002. Became a free agent on July 1, 2004.													
<b>Meech, Derek</b>	D	7	2011-12	2	0	0	0	4	-	-	-	-	-
Signed as an unrestricted free agent on July 1, 2011.													
<b>Mellanby, Scott</b>	RW	19	2005-06 to 2006-07	140	24	46	70	118	4	0	0	0	4
Signed as a free agent on July 26, 2004. Retired following the 2006-07 season.													



# JETS TEAM HISTORY

## ALL-TIME PLAYER REGISTER

PLAYER	POS.	NO.	SEASON(S)	REGULAR SEASON						PLAYOFFS					
				GP	G	A	PTS	PIM		GP	G	A	PTS	PIM	
<b>Metropolit, Glen</b>	<b>C</b>	<b>9</b>	<b>2006-07</b>	<b>57</b>	<b>12</b>	<b>16</b>	<b>28</b>	<b>20</b>		-	-	-	-	-	
Signed as a free agent July 3, 2006. Traded to St. Louis with a first-round selection (later traded to Calgary, Calgary selected Mikael Backlund) and a third-round selection (Brett Sonne) in the 2007 Entry Draft and a second-round selection (Philip McRae) in the 2008 Entry Draft for Keith Tkachuk on Feb. 25, 2007.															
<b>Meyer, Freddy</b>	<b>D</b>	<b>24</b>	<b>2010-11</b>	<b>15</b>	<b>1</b>	<b>1</b>	<b>2</b>	<b>8</b>		-	-	-	-	-	
Signed as a free agent on Aug. 19, 2010. Became a free agent on July 1, 2011.															
<b>Miettinen, Antti</b>	<b>RW</b>	<b>46</b>	<b>2008-09 to Current</b>	<b>45</b>	<b>5</b>	<b>8</b>	<b>13</b>	<b>0</b>		-	-	-	-	-	
Claimed off waivers from Tampa Bay on Dec. 13, 2011.															
<b>Modin, Fredrik</b>	<b>LW</b>	<b>19</b>	<b>2010-11</b>	<b>36</b>	<b>7</b>	<b>3</b>	<b>10</b>	<b>12</b>		-	-	-	-	-	
Signed as a free agent on Sept. 4, 2010. Traded to Calgary for a seventh-round selection (later traded to San Jose, San Jose selected Colin Blackwell) in the 2011 NHL Entry Draft on Feb. 28, 2011.															
<b>Modry, Jaroslav</b>	<b>D</b>	<b>44</b>	<b>2005-06</b>	<b>79</b>	<b>7</b>	<b>31</b>	<b>38</b>	<b>76</b>		-	-	-	-	-	
Signed as a free agent on July 1, 2004. Traded to Dallas with Patrik Stefan for Niko Kapanen and a seventh-round selection (Will O'Neill) in the 2006 NHL Entry Draft on June 24, 2006.															
<b>Motzko, Joe</b>	<b>RW</b>	<b>41</b>	<b>2008-09</b>	<b>6</b>	<b>1</b>	<b>0</b>	<b>1</b>	<b>0</b>		-	-	-	-	-	
Acquired from Washington for Alexandre Giroux on Feb. 26, 2008. Became a free agent on July 1, 2009.															
<b>Murphy, Gord</b>	<b>D</b>	<b>5</b>	<b>1999-00 to 2000-01</b>	<b>85</b>	<b>4</b>	<b>21</b>	<b>25</b>	<b>50</b>		-	-	-	-	-	
Acquired from Florida with Herbert Vasiljevs, Daniel Tjernqvist and a sixth-round selection (later traded to Dallas, Dallas selected Justin Cox) on June 25, 1999. Became a free agent on July 1, 2001.															
<b>Ndur, Rumun</b>	<b>D</b>	<b>36</b>	<b>1999-00</b>	<b>27</b>	<b>1</b>	<b>0</b>	<b>1</b>	<b>71</b>		-	-	-	-	-	
Claimed on waivers from Rangers on Dec. 11, 1999. Became a free agent on July 1, 2000.															
<b>Oduya, Johnny</b>	<b>D</b>	<b>29</b>	<b>2009-10 to Current</b>	<b>109</b>	<b>3</b>	<b>23</b>	<b>26</b>	<b>34</b>		-	-	-	-	-	
Acquired from New Jersey with Niclas Bergfors and Patrice Cormier and a First- and Second-Round Selection in the 2010 NHL Draft (both picks were later traded to the Chicago Blackhawks for forwards Dustin Byfuglien, Ben Eager, Akim Aliu and defenseman Brent Sopel) from New Jersey in exchange for LW Ilya Kovalchuk, D Anssi Salmela and Second-Round Selection in the 2010 NHL Entry Draft on February 4, 2010.															
<b>Odgers, Jeff</b>	<b>RW</b>	<b>20</b>	<b>2000-01 to 2002-03</b>	<b>202</b>	<b>12</b>	<b>15</b>	<b>27</b>	<b>532</b>		-	-	-	-	-	
Claimed from Minnesota in NHL Waiver Draft on Sept. 29, 2000. Became a free agent on July 1, 2003.															
<b>Ostryck, Nathan</b>	<b>D</b>	<b>7, 47</b>	<b>2008-09 to 2009-10</b>	<b>53</b>	<b>4</b>	<b>8</b>	<b>12</b>	<b>50</b>		-	-	-	-	-	
Selected in the seventh round, 198th overall, in the 2002 NHL Entry Draft. Traded to Anaheim on March 1, 2010 from New Jersey for Evgeny Artyukhin.															
<b>Petrovicky, Ronald</b>	<b>RW</b>	<b>26</b>	<b>2003-04 to 2005-06</b>	<b>138</b>	<b>24</b>	<b>27</b>	<b>51</b>	<b>185</b>		-	-	-	-	-	
Claimed from NY Rangers in NHL Waiver Draft on Oct. 3, 2003. Became a free agent on July 1, 2006.															
<b>Perrin, Eric</b>	<b>C</b>	<b>11</b>	<b>2007-08 to 2008-09</b>	<b>159</b>	<b>19</b>	<b>49</b>	<b>68</b>	<b>62</b>		-	-	-	-	-	
Signed as an unrestricted free agent on July 1, 2007. Became a free agent on July 1, 2009.															
<b>Peeverley, Rich</b>	<b>C</b>	<b>47</b>	<b>2008-09 to 2010-11</b>	<b>180</b>	<b>48</b>	<b>75</b>	<b>123</b>	<b>89</b>		-	-	-	-	-	
Claimed on waivers from Nashville on Jan. 10, 2008. Traded to Boston with Boris Valabik for Blake Wheeler and Mark Stuart on Feb. 18, 2011.															
<b>Piros, Kamil</b>	<b>C</b>	<b>25, 22</b>	<b>2001-02 to 2003-04</b>	<b>25</b>	<b>3</b>	<b>4</b>	<b>7</b>	<b>10</b>		-	-	-	-	-	
Acquired from Buffalo with a fourth-round draft selection (later traded to St. Louis, St. Louis selected Igor Vajev) in the 2001 NHL Entry Draft for Donald Audette on Mar. 13, 2001. Traded to Florida for Kyle Rossiter on Mar. 8, 2004.															
<b>Popovic, Mark</b>	<b>D</b>	<b>39, 6, 7</b>	<b>2005-06 to 07-08, 09-10</b>	<b>80</b>	<b>2</b>	<b>5</b>	<b>7</b>	<b>20</b>		-	-	-	-	-	
Acquired from Anaheim for Kip Brennan on Aug. 25, 2005. Became a free agent on July 1, 2008. Spent the 2008-09 season with SKA St. Petersburg. Agreed to terms on September 29, 2009. Became a free agent on July 1, 2010.															
<b>Postma, Paul</b>	<b>D</b>	<b>38</b>	<b>2010-11 to 2011-12</b>	<b>4</b>	<b>0</b>	<b>0</b>	<b>0</b>	<b>0</b>		-	-	-	-	-	
Selected in the seventh round, 205th overall, in the 2007 NHL Entry Draft.															
<b>Pothier, Brian</b>	<b>D</b>	<b>29, 3</b>	<b>2000-01 to 2001-02</b>	<b>36</b>	<b>3</b>	<b>6</b>	<b>9</b>	<b>24</b>		-	-	-	-	-	
Signed as an unrestricted free agent on Apr. 8, 2000. Traded to Ottawa for Shawn McEachern and a sixth round selection (Dan Turple) in the 2004 NHL Entry Draft on June 29, 2002.															
<b>Prochazka, Martin</b>	<b>RW</b>	<b>23</b>	<b>1999-00</b>	<b>3</b>	<b>0</b>	<b>1</b>	<b>1</b>	<b>0</b>		-	-	-	-	-	
Acquired from Toronto for a sixth-round selection (Max Kondratiev) in the 2001 NHL Entry Draft on July 15, 1999. Became a free agent on July 1, 2000.															
<b>Reasoner, Marty</b>	<b>C</b>	<b>19</b>	<b>2008-09</b>	<b>159</b>	<b>18</b>	<b>29</b>	<b>47</b>	<b>60</b>		-	-	-	-	-	
Signed as an unrestricted free agent on July 17, 2008. Traded to the Chicago Blackhawks with Joey Crabb and Jeremy Morin and a first and second round pick in exchange for Dustin Byfuglien, Ben Eager, Brent Sopel and Akim Aliu.															
<b>Recchi, Mark</b>	<b>RW</b>	<b>8</b>	<b>2007-08</b>	<b>53</b>	<b>12</b>	<b>28</b>	<b>40</b>	<b>20</b>		-	-	-	-	-	
Claimed on waivers from Pittsburgh on Dec. 8, 2007. Became a free agent on July 1, 2008.															
<b>Reirden, Todd</b>	<b>D</b>	<b>28</b>	<b>2001-02</b>	<b>65</b>	<b>3</b>	<b>5</b>	<b>8</b>	<b>82</b>		-	-	-	-	-	
Signed as an unrestricted free agent on July 16, 2001. Became a free agent on July 1, 2002.															
<b>Rheaume, Pascal</b>	<b>C</b>	<b>26</b>	<b>2001-02 to 2002-03</b>	<b>98</b>	<b>15</b>	<b>18</b>	<b>33</b>	<b>49</b>		-	-	-	-	-	
Claimed on waivers from Chicago on Nov. 14, 2001. Traded to New Jersey for future considerations on Feb. 24, 2003.															
<b>Rissmiller, Patrick</b>	<b>LW</b>	<b>12</b>	<b>2010-11</b>	<b>1</b>	<b>0</b>	<b>0</b>	<b>0</b>	<b>0</b>		-	-	-	-	-	
Acquired from NY Rangers with Donald Brashear for Todd White on Aug. 2, 2010. Traded to Florida with Niclas Bergfors for Radek Dvorak on Feb. 28, 2011.															
<b>Robitaille, Randy</b>	<b>C</b>	<b>28</b>	<b>2003-04</b>	<b>69</b>	<b>11</b>	<b>26</b>	<b>37</b>	<b>20</b>		-	-	-	-	-	
Signed as an unrestricted free agent on Aug. 12, 2003. Became a free agent on July 1, 2004.															
<b>Rossiter, Kyle</b>	<b>D</b>	<b>48</b>	<b>2003-04</b>	<b>2</b>	<b>0</b>	<b>1</b>	<b>1</b>	<b>0</b>		-	-	-	-	-	
Acquired from Florida for Kamil Piros on Mar. 8, 2004. Became a free agent on July 1, 2004.															
<b>Rucchin, Steve</b>	<b>C</b>	<b>20</b>	<b>2006-07</b>	<b>47</b>	<b>5</b>	<b>16</b>	<b>21</b>	<b>14</b>		-	-	-	-	-	
Signed as an unrestricted free agent on July 3, 2007. Became a free agent on July 1, 2008.															
<b>Safonov, Kirill</b>	<b>D</b>	<b>29</b>	<b>2001-02 to 2002-03</b>	<b>34</b>	<b>2</b>	<b>2</b>	<b>4</b>	<b>16</b>		-	-	-	-	-	
Acquired from Phoenix with Ruslan Zaitulin and a fifth-round selection (Pat Dwyer) in the 2002 NHL Entry Draft for Darcy Hordichuk, a fourth-round selection (Lance Monych) and a fifth-round selection (John Zeiler) in the 2002 NHL Entry Draft on Mar. 19, 2002. Traded to Nashville with Simon Gamache for Tomas Kloucek and Ben Simon on Dec. 2, 2003.															

# JETS TEAM HISTORY

## ALL-TIME PLAYER REGISTER

PLAYER	POS.	NO.	SEASON(S)	REGULAR SEASON						PLAYOFFS					
				GP	G	A	PTS	PIM		GP	G	A	PTS	PIM	
<b>Salmela, Anssi</b>	D	25	2008-09 to 2009-10	38	2	6	8	24		-	-	-	-	-	
Acquired from New Jersey for Niclas Havelid and Myles Stoesz on March 2, 2009. Traded to New Jersey with Ilya Kovalchuk on February 4, 2010 in exchange for Johnny Oduya, Patrice Cormier and Nicolas Bergfors and a First- and Second-Round Selection in the 2010 NHL Draft (both picks were later traded to the Chicago Blackhawks for forwards Dustin Byfuglien, Ben Eager, Akim Aliu and defenseman Brent Sopel).															
<b>Santala, Tommi</b>	C	24	2003-04	33	1	2	3	22		-	-	-	-	-	
Selected in the ninth round, 245th overall, in the 1999 NHL Entry Draft. Traded to Vancouver with a fifth-round selection (Charles-Antoine Messier) in the 2007 NHL Entry Draft for a fourth-round selection (Niklas Lucenius) in the 2007 NHL Entry Draft on June 13, 2006.															
<b>Sarault, Yves</b>	LW	32	2000-01	20	5	4	9	26		-	-	-	-	-	
Signed as an unrestricted free agent on July 20, 2000. Claimed on waivers by Nashville on June 16, 2001.															
<b>Savard, Marc</b>	C	9	2002-02 to 2005-06	184	63	133	196	262		-	-	-	-	-	
Acquired from Calgary for Ruslan Zainullin on Nov. 15, 2002. Became a free agent on July 1, 2006.															
<b>Scheifele, Mark</b>	C	55	2011-12	7	1	0	1	0		-	-	-	-	-	
Selected in the first round, 7th overall, in the 2011 NHL Entry Draft.															
<b>Schneider, Mathieu</b>	D	18	2008-09	44	4	11	15	50		-	-	-	-	-	
Acquired from Anaheim for Ken Klee, Brad Larsen and Chad Painchaud on Sept. 26, 2008. Traded to Montreal with a third-round selection (Joonas Nattinen) in the 2009 NHL Entry Draft for a second-round selection (Jeremy Morin) in the 2009 NHL Entry Draft and a third-round selection in the 2010 NHL Entry Draft on Feb. 16, 2009.															
<b>Schremp, Rob</b>	C	13	2010-11	18	3	1	4	4		-	-	-	-	-	
Claimed off waivers from NY Islanders on February 28, 2011. Became a free agent on July 1, 2011.															
<b>Schubert, Christoph</b>	D	16	2009-10	47	2	5	7	69		-	-	-	-	-	
Claimed off waivers from Ottawa on October 2, 2009. Became a free agent on July 1, 2010.															
<b>Sellers, Luke</b>	D	40	2001-02	1	0	0	0	2		-	-	-	-	-	
Selected in the second round, 30th overall, in the 1999 NHL Entry Draft. Became a free agent on July 1, 2004.															
<b>Shannon, Daryl</b>	D	8	1999-00	49	5	13	18	65		-	-	-	-	-	
Selected from Buffalo in Expansion Draft on June 25, 1999. Traded to Calgary with Jason Botterill for Hnat Domenichelli and Dmitri Vlasenkov on Feb. 11, 2000.															
<b>Sim, Jon RW</b>	LW	14	2006-07 to 2007-08	17	12	29	60	4		0	0	0	0	0	
Signed as a free agent on July 13, 2006. Became a free agent on July 1, 2007.															
<b>Simon, Ben</b>	C	45, 14	2001-02 to 2003-04	68	3	1	4	43		-	-	-	-	-	
Acquired from Chicago for a ninth-round selection (Peter Flache) in the 2000 NHL Entry Draft on June 25, 2000. Became a free agent on July 1, 2003.															
Acquired from Nashville with Tomas Kloucek for Simon Gamache and Kirill Safronov on Dec. 2, 2003. Became a free agent on July 1, 2004.															
<b>Skalde, Jarrod</b>	C	18	2000-01	19	1	2	3	20		-	-	-	-	-	
Signed as a free agent on July 21, 2000. Traded to Philadelphia for Joe DiPenta on Mar. 4, 2002.															
<b>Skopintsev, Andrei</b>	D	41	2000-01	17	1	3	4	16		-	-	-	-	-	
Signed as a free agent on Sept. 7, 2000. Became a free agent on July 1, 2001.															
<b>Slater, Jim</b>	C	23, 19	2005-06 to 2011-12	449	60	61	121	322		4	0	0	0	0	2
Selected in the first round, 30th overall, in 2002 NHL Entry Draft.															
<b>Slego, Jiri</b>	D	71	2000-01 to 2001-02	71	6	21	27	87		-	-	-	-	-	
Acquired from Pittsburgh for a third-round selection (later traded to Dallas, Dallas selected Yared Hagos) in the 2001 NHL Entry Draft on Jan. 14, 2001.															
Traded to Detroit for Yuri Botsayev and a third-round selection (later traded to Columbus, Columbus selected Jeff Genovyi) in the 2002 NHL Entry Draft on Mar. 19, 2002.															
<b>Smehlik, Richard</b>	D	42	2002-03	43	2	9	11	16		-	-	-	-	-	
Signed as a free agent on July 10, 2002. Traded to New Jersey with a sixth-round selection (Josh Disher) and an eighth-round selection (Nathan Perkovich) in the 2004 NHL Entry Draft for a fourth-round selection (Michael Vannelli) in the 2003 NHL Entry Draft on March 10, 2003.															
<b>Snyder, Dan</b>	C	26, 37	2000-01 to 2002-03	49	11	5	16	64		-	-	-	-	-	
Signed as a free agent on July 6, 1999.															
<b>Sopel, Brent</b>	D	3	2010-11	34	3	7	10	77		-	-	-	-	-	
Acquired from Chicago with Dustin Byfuglien, Akim Aliu, and Ben Eager for Jeremy Morin, Joey Crabb, Marty Reasoner and a first-round pick (Kevin Hayes) and second-round pick (Justin Holl) in the 2010 NHL Entry Draft. Traded to Montreal with Nigel Dawes for Ben Maxwell and a fourth-round pick (traded back to Montreal, Montreal selected Oliver Archambault) in the 2011 NHL Entry Draft on Feb. 24, 2011.															
<b>Staios, Steve</b>	D	25	1999-00 to 2000-02	97	11	16	27	203		-	-	-	-	-	
Selected from Vancouver in Expansion Draft on June 25, 1999. Traded to New Jersey for a ninth-round selection (Simon Gamache) in the 2000 NHL Entry Draft on June 12, 2000. Acquired from New Jersey for future considerations on July 10, 2000. Became a free agent on July 1, 2001.															
<b>Stapleton, Mike</b>	C	14	1999-2000	62	10	12	22	30		-	-	-	-	-	
Selected from Phoenix in the Expansion Draft on June 25, 1999. Became a free agent on July 1, 2000.															
<b>Stapleton, Tim</b>	C	42, 14	2009-10 to 2011-12	114	18	18	36	24		-	-	-	-	-	
Acquired from Toronto with Pavel Kubina for Garnet Exelby and Colin Stuart on July 1, 2009. Signed as an unrestricted free agent on Nov. 30, 2010.															
Signed as a free agent on Nov. 30, 2010.															
<b>Stefan, Patrik</b>	C	13, 27	1999-00 to 2005-06	414	59	118	177	148		-	-	-	-	-	
Selected in the first round, first overall, in the 1999 NHL Entry Draft. Traded to Dallas with Jaroslav Modry for Niko Kapanen and a seventh-round selection (Willi O'Neill) in the 2006 NHL Entry Draft on June 24, 2006.															
<b>Sterling, Brett</b>	LW	21	2007-08 to 2009-10	19	2	2	4	16		-	-	-	-	-	
Selected in the second round, 41st overall, in the 2005 NHL Entry Draft. Traded to San Jose with Mike Vernace on June 23, 2010.															
<b>Stewart, Anthony</b>	RW	22	2009-10 to 2010-11	80	14	25	39	55		-	-	-	-	-	
Signed as an unrestricted free agent on July 10, 2009. Became a free agent on July 1, 2011.															
<b>Stewart, Karl</b>	LW	42	2003-04 to 2005-06	13	0	1	1	19		-	-	-	-	-	
Signed as an unrestricted free agent on Sept. 28, 2001. Traded to Anaheim with a second-round selection (later traded to Colorado, Colorado selected T.J. Galiardi) in the 2007 NHL Entry Draft and future considerations for Vitaly Vishnevski on Aug. 17, 2006.															
<b>Stuart, Colin</b>	LW	49	2007-08 to 2008-09	51	8	5	13	24		-	-	-	-	-	
Selected in the fifth round, 135th overall, in the 2001 NHL Entry Draft. Traded to Toronto with Garnet Exelby for Pavel Kubina and Tim Stapleton on July 1, 2009.															

# JETS TEAM HISTORY

## ALL-TIME PLAYER REGISTER

PLAYER	POS.	NO.	SEASON(S)	REGULAR SEASON					PLAYOFFS				
				GP	G	A	PTS	PIM	GP	G	A	PTS	PIM
Stuart, Mark	D	5	2010-11 to 2011-12	103	4	11	15	122	-	-	-	-	-
Acquired from Boston with Blake Wheeler for Rich Peverley and Boris Valabik on Feb. 18, 2011.													
Sutton, Andy	D	25	2001-02 to 2006-07	273	21	66	87	474	4	0	0	0	10
Acquired from Minnesota for Hnat Domenichelli on Jan. 22, 2002. Became a free agent on July 1, 2007.													
Svartvadet, Per	C	39	1999-00 to 2002-03	247	17	34	51	58	-	-	-	-	-
Acquired from Dallas for a sixth-round selection (Justin Cox) in the 1999 NHL Entry Draft on June 26, 1999. Became a free agent on July 1, 2003.													
Swanson, Brian	C	29	2003-04	2	0	1	1	0	-	-	-	-	-
Signed as an unrestricted free agent on July 24, 2003. Became a free agent on July 1, 2004.													
Sylvester, Dean	RW	11	1999-00 to 2000-01	95	21	16	37	32	-	-	-	-	-
Acquired from Buffalo for future considerations on June 25, 1999. Became a free agent on July 1, 2001.													
Tamer, Chris	D	4	1999-00 to 2003-04	339	12	38	50	503	-	-	-	-	-
Selected from NY Rangers in Expansion Draft on June 25, 1999. Became a free agent on July 1, 2004.													
Tappper, Brad	RW	19, 18	2000-01 to 2002-03	71	14	11	25	72	-	-	-	-	-
Signed as an unrestricted free agent on Apr. 11, 2000. Traded to Ottawa for Daniel Corso on Jan. 6, 2004.													
Thorburn, Chris	RW	27	2007-08 to 2011-12	385	29	47	76	445	-	-	-	-	-
Acquired from Pittsburgh for a third-round selection (Robert Bortuzzo) in the 2007 NHL Entry Draft on June 22, 2007.													
Tjarnqvist, Daniel	D	36	2001-02 to 2003-04	218	10	43	53	60	-	-	-	-	-
Acquired from Florida with Gord Murphy, Herbert Vasiljevics and a sixth-round selection (later traded to Dallas, Dallas selected Justin Cox) in the 1999 NHL Entry Draft for Trevor Kidd on June 25, 1999. Became a free agent on July 1, 2004.													
Tkachuk, Keith	C	8	2006-07	18	7	8	15	34	4	1	2	3	12
Acquired from St. Louis for C Glen Metropolit, a first-round selection (later traded to Calgary, Calgary selected Mikael Backlund) and a third-round selection (Brett Sonne) in the 2007 NHL Entry Draft and a second-round selection (Philip McRae) in the 2008 NHL Entry Draft and a first-round selection (later traded to Atlanta, Atlanta selected Zach Bogosian) in the 2008 NHL Entry Draft. Traded to St. Louis with future considerations, which gave the Thrashers a first-round selection (Zach Bogosian) in the 2008 NHL Entry Draft.													
Tremblay, Yannick	D	38	1999-00 to 2003-04	300	33	74	107	144	-	-	-	-	-
Selected from Toronto in Expansion Draft on June 25, 1999. Became a free agent on July 1, 2004.													
Valabik, Boris	D	5, 48	2007-08 to 2010-11	80	0	7	7	210	-	-	-	-	-
Selected in the first round, 10th overall, in the 2004 NHL Entry Draft.													
Vasiljevics, Herbert	RW	37	1999-00 to 2000-01	28	5	5	10	18	-	-	-	-	-
Acquired from Florida with Gord Murphy, Daniel Tjarnqvist and a sixth-round selection (later traded to Dallas, Dallas selected Justin Cox) in the 1999 NHL Entry Draft for Trevor Kidd on June 25, 1999. Became a free agent on July 1, 2001.													
Vigier, J.P.	RW	11, 29, 47	2000-01 to 2006-07	213	23	23	46	97	-	-	-	-	-
Signed as an unrestricted free agent, March 24, 2000. Became a free agent on July 1, 2007.													
Vishnevski, Vitaly	D	3	2006-07	52	3	9	12	31	-	-	-	-	-
Acquired from Anaheim in for Karl Stewart and a second-round selection (later traded to Colorado, Colorado selected T.J. Galiardi) in the 2007 Entry Draft. Traded to Nashville for Eric Belanger on Feb. 10, 2007.													
Vujtek, Vladimir	LW	9	1999-00	3	0	0	0	0	-	-	-	-	-
Signed as an unrestricted free agent on July 15, 1999. Became a free agent on July 1, 2000.													
Vyshedkevich, Sergei	D	3	1999-00 to 2000-01	30	2	5	7	16	-	-	-	-	-
Acquired from New Jersey for future considerations on June 25, 1999. Traded to Anaheim with Scott Langkow for Ladislav Kohn on Feb. 9, 2001.													
Weaver, Mike	D	43	2001-02 to 2003-04	57	0	6	6	30	-	-	-	-	-
Signed as an unrestricted free agent on June 15, 2000. Became a free agent on July 1, 2004.													
Welch, Noah	D	26	2010-11	2	0	0	0	0	-	-	-	-	-
Signed as an unrestricted free agent on July 13, 2009. Became a free agent on July 1, 2011.													
Wellwood, Kyle	C	13	2011-12	77	18	29	47	4	-	-	-	-	-
Signed as an unrestricted free agent on Sept. 9, 2011.													
Wheeler, Blake	RW	26	2010-11 to 2011-12	103	24	57	81	69	-	-	-	-	-
Acquired from Boston with Mark Stuart for Rich Peverley and Boris Valabik on Feb. 18, 2011.													
White, Todd	C	12	2007-08 to 2009-10	221	43	93	136	84	-	-	-	-	-
Signed as an unrestricted free agent on July 1, 2007. Traded to the New York Rangers on August 2, 2010.													
Williams, Jason	RW	14	2008-09	41	7	11	18	8	-	-	-	-	-
Signed as an unrestricted free agent on July 14, 2008. Traded to Columbus for Clay Wilson and a sixth-round selection (later traded to Chicago, Chicago selected David Pacan) in the 2009 NHL Entry Draft on Jan. 14, 2009.													
Zhitnik, Alexei	D	77	2006-07 to 2007-08	83	5	17	22	72	4	0	0	0	4
Acquired from Philadelphia for Braydon Coburn on Feb. 24, 2007. Contract bought out on June 30, 2008.													
Zubarev, Andrey	D	51	2010-11	4	0	1	1	4	-	-	-	-	-
Selected in the sixth round, 187th overall, in the 2005 NHL Entry Draft. Became a free agent on July 1, 2011.													

# JETS TEAM HISTORY

## ALL-TIME PLAYER, COACHES & CAPTAINS REGISTER

### GOALTENDERS

GOALTENDER	NO.	SEASON(S)	REGULAR SEASON				PLAYOFFS			
			GP	W-L-OT	SO	GAA	GP	W-L-OT	SO	GAA
Berkhoel, Adam	33	2005-06	9	2-4-1	0	3.80	-	-	-	-
Acquired from Chicago for future considerations on June 27, 2004. Became a free agent on July 1, 2006.										
Cassivi, Frederic	35	2001-02 to 2002-03	8	3-4-0	0	3.89	-	-	-	-
Acquired from Colorado for Brett Clark on Jan. 24, 2002. Became a free agent on July 1, 2003.										
Dafee, Byron	34	2002-03 to 2003-04	35	9-22-2	0	3.72	-	-	-	-
Signed as an unrestricted free agent on Nov. 19, 2002. Became a free agent on July 1, 2004.										
Dunham, Mike	1	2005-06	17	8-5-2	1	2.77	-	-	-	-
Signed as an unrestricted free agent on Sept. 2, 2005. Became a free agent on July 1, 2006.										
Fankhouser, Scott	30	1999-00 to 2000-01	23	4-12-2	0	3.31	-	-	-	-
Signed as an unrestricted free agent on Aug. 24, 1999. Became a free agent on July 1, 2001.										
Garnett, Michael	35	2005-06	24	10-7-4	2	3.44	-	-	-	-
Selected in the third round, 80th overall, in the 2001 NHL Entry Draft. Became a free agent on July 1, 2007.										
Hedberg, Johan	1	2006-07 to 2009-10	137	57-47-14	4	3.08	2	0-2-0	0	2.56
Signed as an unrestricted free agent on July 1, 2006. Became a free agent on July 1, 2010.										
Hnilicka, Milan	33	2000-01 to 2002-03	117	29-65-13	5	3.29	-	-	-	-
Signed as an unrestricted free agent on July 28, 2000. Traded to Los Angeles for future considerations on Sept. 15, 2003.										
Langkow, Scott	35	1999-00	15	3-11-0	0	4.31	-	-	-	-
Acquired from Phoenix for future considerations on June 25, 1999. Traded to Anaheim with Sergei Vyshedkevich for Ladislav Kohn on Feb. 9, 2001.										
Lehtonen, Kari	32	2003-04 to 2009-10	204	94-83-17	14	2.87	2	0-2-0	0	5.59
Selected in the first round, second overall, in the 2001 NHL Entry Draft. Traded to Dallas in exchange for Ivan Vishnevskiy and a fourth-round pick on February 9, 2010.										
Mannino, Peter	34	2010-11 to Current	6	1-1-0	0	3.99	-	-	-	-
Signed as a free agent on July 6, 2009.										
Maracle, Norm	34	1999-00 to 2001-02	46	6-28-5	1	3.45	-	-	-	-
Selected from Detroit in the Expansion Draft on June 25, 1999. Became a free agent on July 1, 2002.										
Mason, Chris	50	2010-11 to 2011-12	53	21-20-4	3	3.09	-	-	-	-
Signed as an unrestricted free agent on July 1, 2010.										
Nurminen, Pasi	31	2001-02 to 2003-04	125	48-54-12	5	2.98	-	-	-	-
Selected in the sixth round, 189th overall, in the 2001 NHL Entry Draft. Retired on Aug. 26, 2005.										
Pavelec, Ondrej	33, 31	2007-08 to 2011-12	187	70-79-25	10	2.99	-	-	-	-
Selected in the second round, 41st overall, in the 2005 NHL Entry Draft.										
Rhodes, Damian	1	1999-00 to 2001-02	81	14-48-11	1	3.60	-	-	-	-
Acquired from Ottawa for future considerations on June 18, 1999. Became a free agent on July 1, 2002.										
Shields, Steve	30, 31	2005-06	5	1-2-1	0	4.28	-	-	-	-
Signed as an unrestricted free agent on Oct. 27, 2005. Became a free agent on July 1, 2006.										
Tabaracci, Rick	31	1999-00	1	0-1-0	0	4.07	-	-	-	-
Signed as an unrestricted free agent on Nov. 3, 1999. Traded to Colorado for Shean Donovan on Dec. 8, 1999.										

### ALL-TIME COACHES & CAPTAINS

#### HEAD COACHES

Name	Dates	G	W	L	OT	PCT
Claude Noel	June 24, 2011 to April 13, 2012	82	37	35	10	.512
Craig Ramsay	June 24, 2010 to April 10, 2011	82	34	36	12	.488
John Anderson	June 20, 2008 to April 14, 2010	164	70	75	19	.485
Don Waddell	Oct. 18, 2007 to June 19, 2008	76	34	34	8	.500
Bob Hartley	Jan. 14, 2003 to Oct. 17, 2007	291	136	123	32	.522
Don Waddell*	Dec. 27, 2002 to Jan. 13, 2003	10	4	5	1	.450
Curt Fraser	Oct. 2, 1999 to Dec. 26, 2002	279	64	184	31	.285

#### TEAM CAPTAINS

Season	Captain
2010-12:	Andrew Ladd
2009-11:	Andrew Ladd
2009-10:	Ilya Kovalchuk
2008-09:	Ilya Kovalchuk
2007-08:	Bobby Holik
2006-07:	Scott Mellanby
2005-06:	Scott Mellanby
2003-04:	Shawn McEachern
2002-03:	Shawn McEachern
2001-02:	Ray Ferraro
2000-01:	Steve Staios
1999-00:	Kelly Buchberger

#### ASSISTANT COACHES

Season	Assistant Coaches
2010-12:	Charlie Huddy, Pascal Vincent, Wade Flaherty
2010-11:	John Torchetti, Mike Stothers, Clint Malarchuk
2009-10:	Randy Cunneynworth, Todd Nelson, Steve Weeks
2008-09:	Randy Cunneynworth, Todd Nelson, Steve Weeks
2007-08:	Brad McCrimmon, Steve Weeks
2006-07:	Brad McCrimmon, Steve Weeks
2005-06:	Brad McCrimmon, Steve Weeks
2003-04:	Brad McCrimmon, Steve Weeks
2002-03:	Tim Bothwell, Steve Weeks
2001-02:	Tim Bothwell, Steve Weeks
2000-01:	George Kingston, Jay Leach
1999-00:	George Kingston, Jay Leach







**OFFICIAL PARTNER OF  
THE WINNIPEG JETS.**